

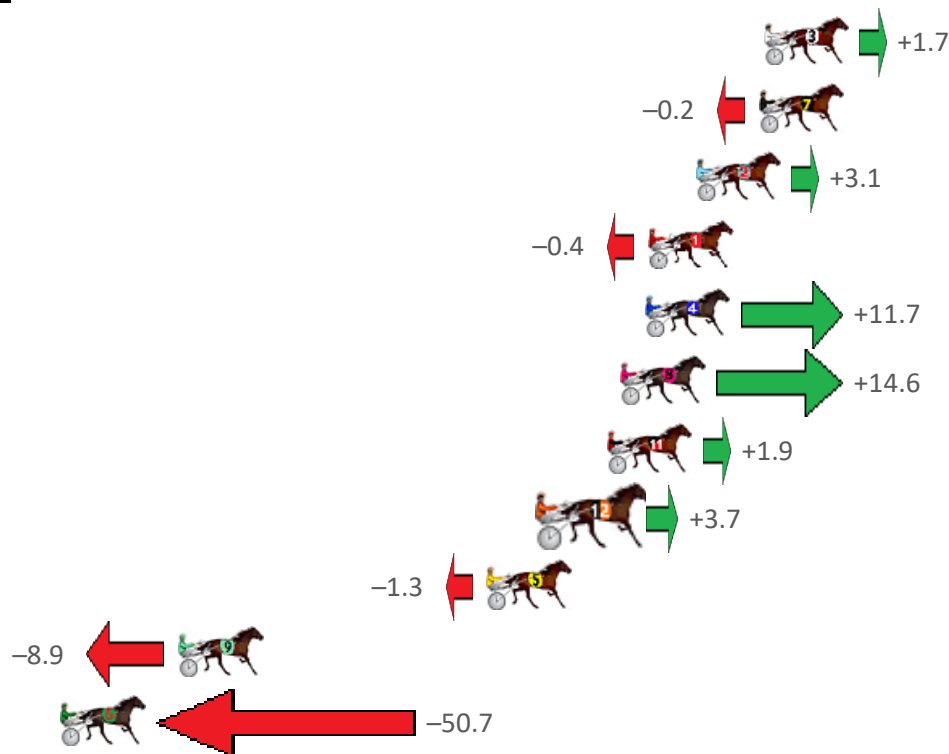
# Gloucester Park Race 1 Distance 2130m

Friday, 1 December 2023

Gross Time: 2:35.30 MileRate: 1:57.30 LeadTime: 36.20s First Qtr: 31.10s Second Qtr: 30.20s Third Qtr: 29.00s Fourth Qtr: 28.80s

NoHorse	Plc	Mar	800 Posi	400 Posi	Time	3rd Qtr	4th Qtr
3 OCTOBER REIGN	1	0.0m	1.7m (1)	1.2m (1)	2:35.30	28.96s	28.72s
7 PELIGROSO	2	0.2m	0.0m (0)	0.0m (0)	2:35.32	29.00s	28.82s
2 ME FLASH	3	2.7m	5.8m (1)	5.0m (1)	2:35.50	28.94s	28.64s
1 BEE JAYS BOY	4	4.6m	4.2m (0)	4.2m (0)	2:35.65	29.00s	28.85s
4 BURGHLEY SHARD	5	4.7m	16.4m (0)	10.9m (0)	2:35.66	28.60s	28.38s
8 ILLAWONG MUSTAN	6	5.7m	20.3m (0)	15.3m (0)	2:35.73	28.64s	28.13s
11 OUR SHELLEY BEACH	7	6.2m	8.1m (0)	9.2m (1)	2:35.77	29.08s	28.61s
12 PER ARDUA AD ASTR	8	8.5m	12.2m (0)	10.9m (2)	2:35.94	28.90s	28.66s
5 BAYARDO	9	11.0m	9.7m (1)	4.8m (2)	2:36.13	28.64s	29.29s
9 ANOTHERBIGMAN	10	23.3m	14.4m (1)	15.9m (1)	2:37.06	29.10s	29.42s
6 DUTY BOUND	11	120.1m	69.4m (0)	79.6m (0)	2:44.38	29.72s	32.16s

## Finish Position and metres gained from 800m





# PJ Harness Analyser

Sectional Analysis Software - Not just a formguide!

[www.facebook.com/PJHarnessRacing](http://www.facebook.com/PJHarnessRacing)



RISE Digital, Harness Racing Australia nor the provider accepts any responsibility for the completeness or accuracy of any of the information contained herein, and makes no representations about its suitability for any particular purpose. Users should make their own judgements about those matters and/or seek independent advice. You assume all risks associated with use of data provided on this page

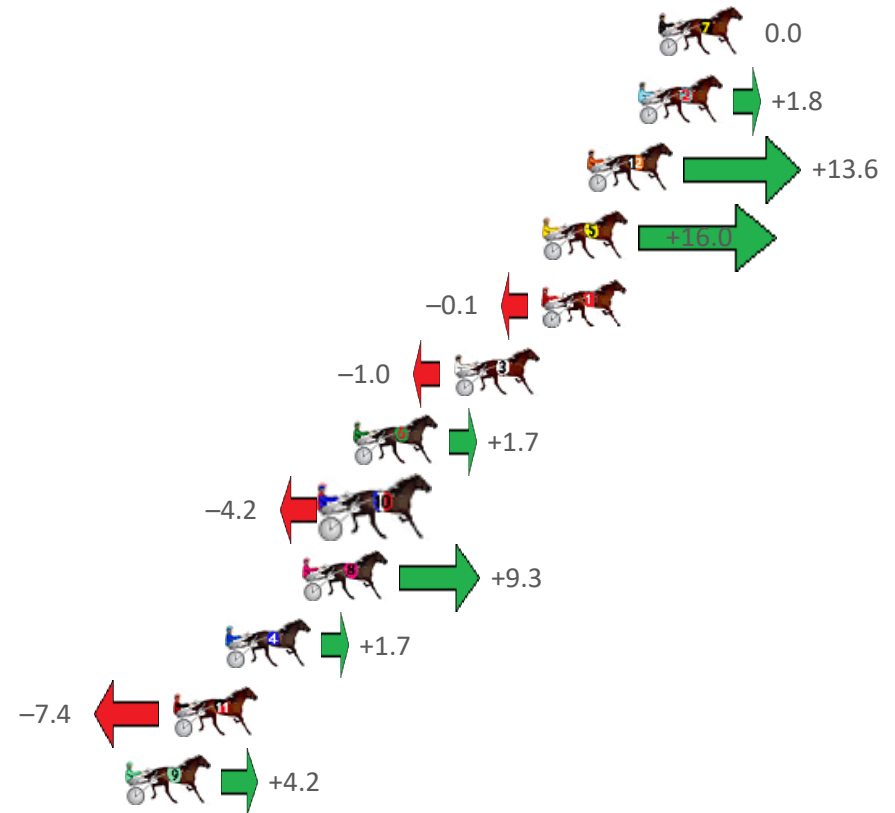
# Gloucester Park Race 2 Distance 1730m

Friday, 1 December 2023

Gross Time: 2:03.50 MileRate: 1:54.90 LeadTime: 7.20s First Qtr: 28.70s Second Qtr: 30.00s Third Qtr: 28.50s Fourth Qtr: 29.10s

NoHorse	Plc	Mar	800 Posi	400 Posi	Time	3rd Qtr	4th Qtr
7 WITHOUTHETUH	1	0.0m	0.0m (0)	0.0m (0)	2:03.50	28.50s	29.10s
2 AMERICAN ARMA	2	0.8m	2.6m (1)	2.6m (1)	2:03.56	28.50s	28.98s
12 STORMYSKYES	3	2.8m	16.4m (1)	10.4m (2)	2:03.71	28.08s	28.57s
5 OTIS	4	4.6m	20.6m (1)	15.4m (2)	2:03.85	28.14s	28.35s
1 LONGREACH BAY	5	4.6m	4.5m (0)	4.2m (0)	2:03.85	28.48s	29.15s
3 INFINITE SIGN	6	8.1m	7.1m (1)	6.5m (1)	2:04.12	28.46s	29.26s
6 ACUTO	7	12.1m	13.8m (0)	12.6m (0)	2:04.42	28.42s	29.12s
10 THE KRAKEN	8	13.0m	8.8m (0)	8.7m (0)	2:04.49	28.50s	29.47s
8 DISCO UNDER FIRE	9	14.1m	23.4m (0)	17.6m (1)	2:04.58	28.10s	28.91s
4 MACHLANI	10	17.2m	18.9m (0)	16.8m (0)	2:04.81	28.36s	29.21s
11 STRAUNY	11	19.3m	11.9m (1)	12.3m (1)	2:04.97	28.54s	29.69s
9 CLOUD NINE	12	21.2m	25.4m (1)	21.5m (1)	2:05.12	28.24s	29.18s

## Finish Position and metres gained from 800m



# PJ Harness Analyser

Sectional Analysis Software - Not just a formguide!

[www.facebook.com/PJHarnessRacing](http://www.facebook.com/PJHarnessRacing)



RISE Digital, Harness Racing Australia nor the provider accepts any responsibility for the completeness or accuracy of any of the information contained herein, and makes no representations about its suitability for any particular purpose. Users should make their own judgements about those matters and/or seek independent advice. You assume all risks associated with use of data provided on this page

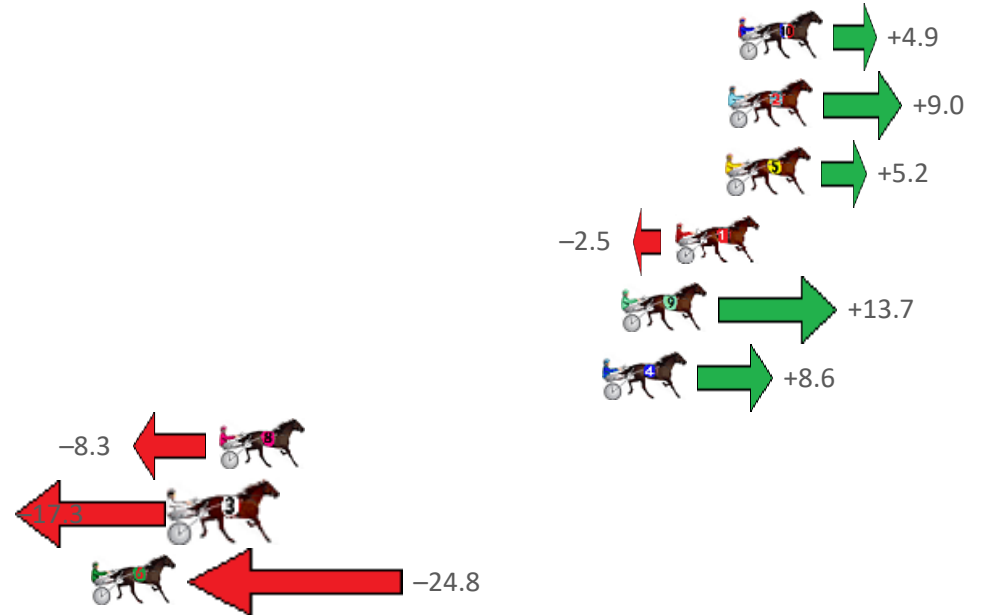
# Gloucester Park Race 3 Distance 2130m

Friday, 1 December 2023

Gross Time: 2:34.10 MileRate: 1:56.50 LeadTime: 38.20s First Qtr: 29.70s Second Qtr: 29.40s Third Qtr: 28.20s Fourth Qtr: 28.60s

NoHorse	Plc	Mar	800 Posi	400 Posi	Time	3rd Qtr	4th Qtr
10 TIGER ROYAL	1	0.0m	4.9m (0)	4.8m (0)	2:34.10	28.20s	28.26s
2 MIDDLEPAGE	2	0.4m	9.4m (0)	9.1m (0)	2:34.13	28.18s	27.99s
5 MACHNIFICENT	3	0.5m	5.7m (2)	0.9m (2)	2:34.14	27.86s	28.57s
1 IMA FIVESTAR GENE	4	2.5m	0.0m (0)	0.0m (0)	2:34.29	28.20s	28.79s
9 SOHO FIRESTONE	5	4.6m	18.3m (0)	17.3m (1)	2:34.45	28.14s	27.72s
4 CORDERO	6	5.4m	14.0m (0)	14.2m (0)	2:34.51	28.22s	28.01s
8 ROCKNROLL ELLIOT	7	20.6m	12.3m (1)	11.9m (1)	2:35.65	28.18s	29.31s
3 THOMSON BAY	8	22.2m	4.9m (1)	7.1m (1)	2:35.77	28.36s	29.77s
6 HILLVIEW BONDI	9	25.7m	0.9m (1)	2.6m (1)	2:36.03	28.32s	30.35s

## Finish Position and metres gained from 800m





## PJ Harness Analyser

Sectional Analysis Software - Not just a formguide!

[www.facebook.com/PJHarnessRacing](https://www.facebook.com/PJHarnessRacing)



RISE Digital, Harness Racing Australia nor the provider accepts any responsibility for the completeness or accuracy of any of the information contained herein, and makes no representations about its suitability for any particular purpose. Users should make their own judgements about those matters and/or seek independent advice. You assume all risks associated with use of data provided on this page


# Gloucester Park Race 4 Distance 2130m

Friday, 1 December 2023

Gross Time: 2:35.80 MileRate: 1:57.70 LeadTime: 36.90s First Qtr: 31.00s Second Qtr: 30.90s Third Qtr: 28.80s Fourth Qtr: 28.20s

NoHorse	Plc	Mar	800 Posi	400 Posi	Time	3rd Qtr	4th Qtr
1 FLOEWRIER	1	0.0m	0.0m (0)	0.0m (0)	2:35.80	28.80s	28.20s
2 STENO	2	3.3m	10.1m (1)	10.5m (2)	2:36.04	28.82s	27.70s
10 BRICKIES DREAM	3	4.0m	4.2m (0)	4.0m (0)	2:36.10	28.78s	28.22s
9 ARMA XFACTOR	4	4.5m	1.7m (1)	2.3m (1)	2:36.13	28.84s	28.37s
13 SOHO SANTORINI	5	7.6m	5.6m (1)	6.8m (1)	2:36.36	28.88s	28.28s
11 PAUL EDWARD	6	7.9m	8.4m (0)	7.9m (0)	2:36.39	28.76s	28.23s
3 CUT N RUN	7	8.5m	14.0m (1)	13.0m (1)	2:36.43	28.72s	27.91s
7 CYCLONE CHARLOTT	8	9.7m	16.8m (2)	17.8m (1)	2:36.52	28.86s	27.66s
5 ROCKMYSTER	9	11.4m	12.6m (0)	11.9m (0)	2:36.64	28.74s	28.20s
8 ARDENS HORIZON	10	11.9m	16.5m (0)	15.8m (0)	2:36.68	28.74s	27.96s
6 MISTER MONTBLAN	11	12.6m	12.6m (2)	15.6m (2)	2:36.73	29.00s	28.03s
12 MAJOR PERRY	12	28.9m	8.4m (2)	12.5m (3)	2:37.94	29.09s	29.46s

## Finish Position and metres gained from 800m





## PJ Harness Analyser

Sectional Analysis Software - Not just a formguide!

[www.facebook.com/PJHarnessRacing](http://www.facebook.com/PJHarnessRacing)



RISE Digital, Harness Racing Australia nor the provider accepts any responsibility for the completeness or accuracy of any of the information contained herein, and makes no representations about its suitability for any particular purpose. Users should make their own judgements about those matters and/or seek independent advice. You assume all risks associated with use of data provided on this page

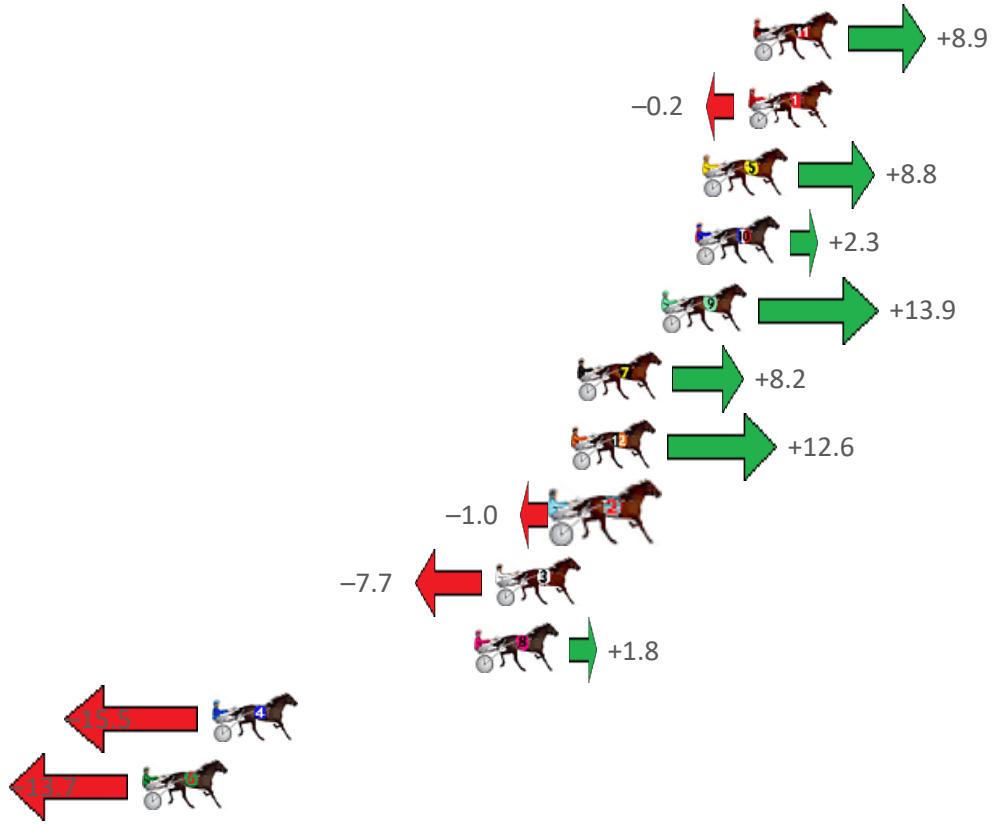
# Gloucester Park Race 5 Distance 2130m

Friday, 1 December 2023

Gross Time: 2:34.00 MileRate: 1:56.30 LeadTime: 35.80s First Qtr: 31.00s Second Qtr: 30.50s Third Qtr: 28.00s Fourth Qtr: 28.70s

NoHorse	Plc	Mar	800 Posi	400 Posi	Time	3rd Qtr	4th Qtr
11 WONDERFUL TO FLY	1	0.0m	8.9m (0)	8.8m (0)	2:34.00	28.00s	28.08s
1 HOPPYS WAY	2	0.2m	0.0m (0)	0.0m (0)	2:34.02	28.00s	28.72s
5 ALCOPONY	3	2.0m	10.8m (1)	12.2m (1)	2:34.15	28.11s	27.99s
10 STAR CASINO	4	2.3m	4.6m (0)	5.1m (0)	2:34.17	28.04s	28.51s
9 TAKING THE MIKI	5	3.6m	17.5m (0)	17.0m (0)	2:34.27	27.98s	27.77s
7 TRICKY MIKI	6	7.0m	15.2m (1)	16.2m (1)	2:34.53	28.08s	28.09s
12 YOURE SO FINE	7	7.2m	19.8m (1)	21.3m (1)	2:34.54	28.12s	27.74s
2 WHOS THE DAD	8	7.6m	6.6m (1)	8.3m (1)	2:34.57	28.12s	28.69s
3 MY ULTIMATE RONN	9	10.2m	2.5m (1)	2.9m (1)	2:34.77	28.03s	29.27s
8 SOHO DOW JONES	10	11.1m	12.9m (0)	13.1m (0)	2:34.84	28.02s	28.62s
4 STREET HAWK	11	21.5m	6.0m (2)	9.7m (2)	2:35.62	28.26s	29.64s
6 LUCCA	12	24.3m	10.6m (2)	17.1m (2)	2:35.83	28.46s	29.33s

## Finish Position and metres gained from 800m





## PJ Harness Analyser

Sectional Analysis Software - Not just a formguide!

www.facebook.com/PJHarnessRacing



RISE Digital, Harness Racing Australia nor the provider accepts any responsibility for the completeness or accuracy of any of the information contained herein, and makes no representations about its suitability for any particular purpose. Users should make their own judgements about those matters and/or seek independent advice. You assume all risks associated with use of data provided on this page

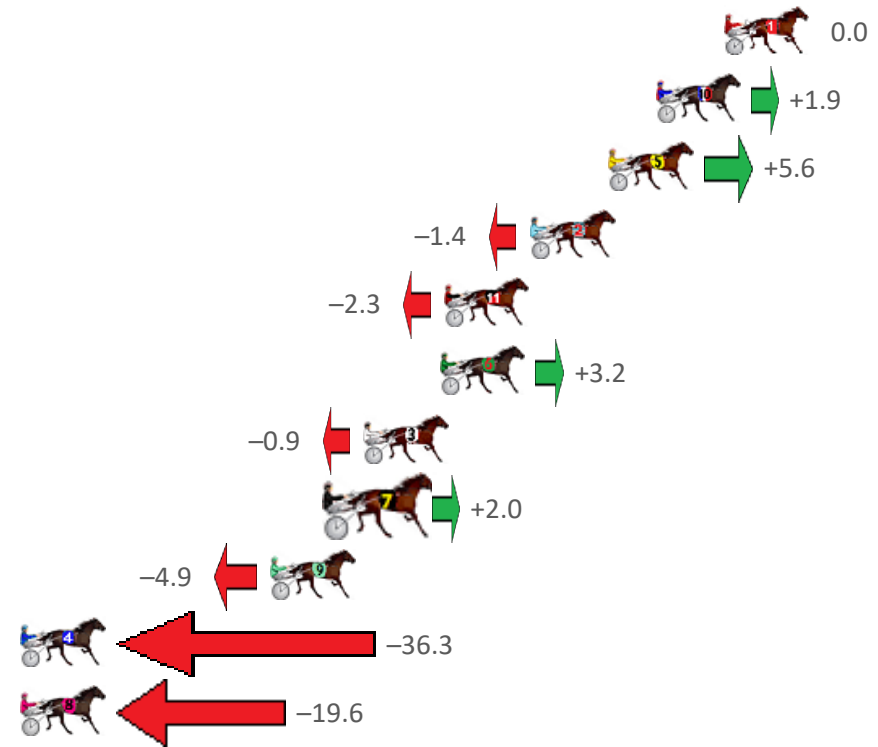
# Gloucester Park Race 6 Distance 2130m

Friday, 1 December 2023

Gross Time: 2:36.30 MileRate: 1:58.10 LeadTime: 37.80s First Qtr: 30.70s Second Qtr: 30.80s Third Qtr: 28.30s Fourth Qtr: 28.70s

NoHorse	Plc	Mar	800 Posi	400 Posi	Time	3rd Qtr	4th Qtr
1 RUMOUR HAS IT	1	0.0m	0.0m (0)	0.0m (0)	2:36.30	28.30s	28.70s
10 ALTA QUEEN	2	2.7m	4.6m (0)	4.5m (0)	2:36.50	28.30s	28.58s
5 MIGHTHAVTIME	3	4.6m	10.2m (1)	13.6m (2)	2:36.65	28.54s	28.08s
2 REBLINE	4	7.7m	6.3m (1)	3.4m (1)	2:36.88	28.10s	29.04s
11 MISS SASSY	5	11.1m	8.8m (0)	9.9m (0)	2:37.14	28.38s	28.84s
6 IM THEMIGHTYLUCY	6	11.3m	14.5m (1)	17.6m (2)	2:37.15	28.52s	28.31s
3 ZYANYA	7	14.3m	13.4m (0)	17.2m (0)	2:37.38	28.58s	28.56s
7 EYE BETTER	8	15.4m	17.4m (0)	20.1m (1)	2:37.46	28.50s	28.44s
9 SOVRANA	9	18.0m	13.1m (2)	8.5m (2)	2:37.66	27.98s	29.45s
4 ADDA PARIS	10	38.3m	2.0m (1)	12.8m (1)	2:39.19	29.06s	30.68s
8 FLEUR DU MAQUIS	11	42.4m	22.8m (0)	34.2m (0)	2:39.49	29.12s	29.47s

Finish Position and metres gained from 800m





## PJ Harness Analyser

Sectional Analysis Software - Not just a formguide!

www.facebook.com/PJHarnessRacing



RISE Digital, Harness Racing Australia nor the provider accepts any responsibility for the completeness or accuracy of any of the information contained herein, and makes no representations about its suitability for any particular purpose. Users should make their own judgements about those matters and/or seek independent advice. You assume all risks associated with use of data provided on this page

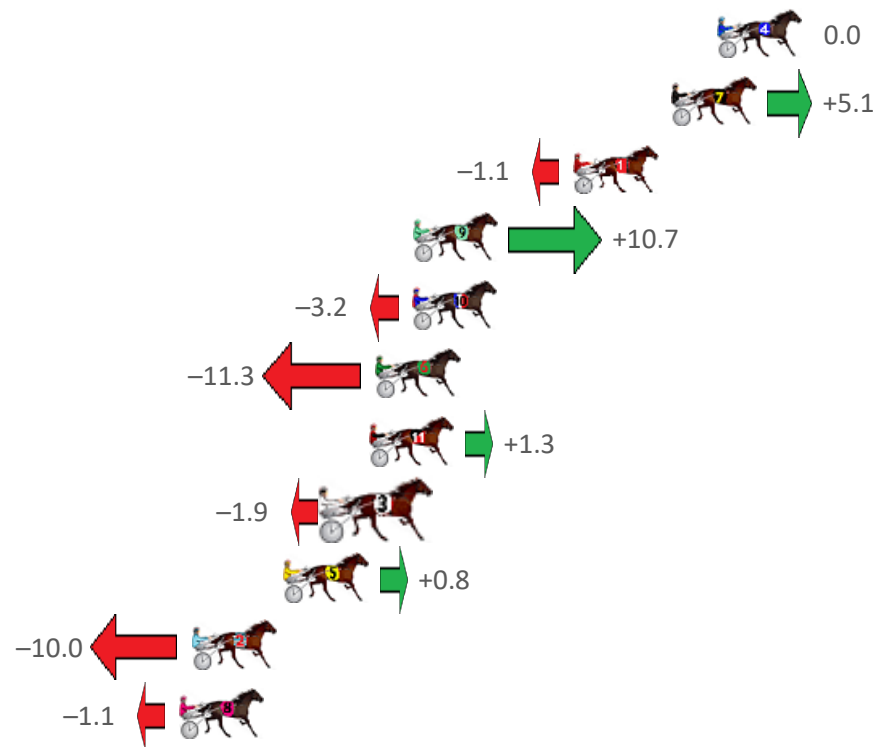
# Gloucester Park Race 7 Distance 2130m

Friday, 1 December 2023

Gross Time: 2:38.50 MileRate: 1:59.80 LeadTime: 38.10s First Qtr: 32.20s Second Qtr: 30.90s Third Qtr: 28.20s Fourth Qtr: 29.10s

NoHorse	Plc	Mar	800 Posi	400 Posi	Time	3rd Qtr	4th Qtr
4 SISTER CHERIE	1	0.0m	0.0m (0)	0.0m (0)	2:38.50	28.20s	29.10s
7 BETWEEN TWO THO	2	1.8m	6.9m (1)	7.1m (1)	2:38.64	28.22s	28.74s
1 QUATTROSE	3	5.7m	4.6m (0)	4.2m (0)	2:38.94	28.18s	29.24s
9 ZEPHYRA	4	12.1m	22.8m (2)	12.4m (2)	2:39.42	27.48s	29.14s
10 UNLUCKY	5	12.1m	8.9m (0)	8.7m (0)	2:39.42	28.20s	29.40s
6 ALLAGLOW	6	13.6m	2.3m (1)	2.8m (1)	2:39.54	28.24s	29.94s
11 BELLA RAGAZZA	7	13.8m	15.1m (1)	14.9m (1)	2:39.55	28.20s	29.09s
3 HELLO GORGEOUS	8	15.3m	13.4m (0)	14.6m (0)	2:39.67	28.30s	29.23s
5 SPIRITOFANANGEL	9	17.2m	18.0m (0)	19.7m (0)	2:39.81	28.34s	29.01s
2 JACKIE DANIELS	10	20.9m	10.9m (1)	11.3m (1)	2:40.10	28.24s	29.89s
8 CASTELLA DELLACQU	11	21.4m	20.3m (1)	19.4m (1)	2:40.13	28.16s	29.35s

Finish Position and metres gained from 800m





## PJ Harness Analyser

Sectional Analysis Software - Not just a formguide!

[www.facebook.com/PJHarnessRacing](http://www.facebook.com/PJHarnessRacing)



RISE Digital, Harness Racing Australia nor the provider accepts any responsibility for the completeness or accuracy of any of the information contained herein, and makes no representations about its suitability for any particular purpose. Users should make their own judgements about those matters and/or seek independent advice. You assume all risks associated with use of data provided on this page


# Gloucester Park Race 8 Distance 2130m

Friday, 1 December 2023

Gross Time: 2:32.90 MileRate: 1:55.50 LeadTime: 36.90s First Qtr: 31.00s Second Qtr: 29.70s Third Qtr: 28.60s Fourth Qtr: 26.70s

NoHorse	Plc	Mar	800 Posi	400 Posi	Time	3rd Qtr	4th Qtr
4 MAGNIFICENT STOR	1	0.0m	0.0m (0)	0.0m (0)	2:32.90	28.60s	26.70s
1 ARMA EINSTEIN	2	10.8m	5.4m (0)	4.4m (0)	2:33.66	28.52s	27.16s
3 BLITZEMBYE	3	14.7m	9.6m (0)	8.4m (0)	2:33.93	28.50s	27.15s
2 MINSTREL	4	15.9m	13.8m (0)	12.8m (0)	2:34.02	28.50s	26.94s

## Finish Position and metres gained from 800m





## PJ Harness Analyser

Sectional Analysis Software - Not just a formguide!

[www.facebook.com/PJHarnessRacing](http://www.facebook.com/PJHarnessRacing)



RISE Digital, Harness Racing Australia nor the provider accepts any responsibility for the completeness or accuracy of any of the information contained herein, and makes no representations about its suitability for any particular purpose. Users should make their own judgements about those matters and/or seek independent advice. You assume all risks associated with use of data provided on this page



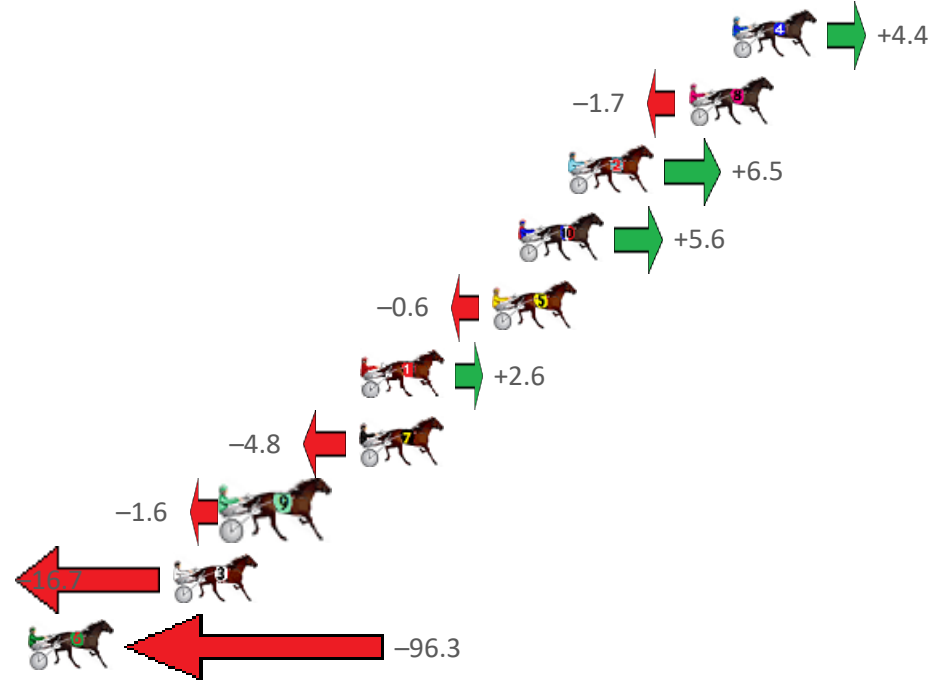
# Gloucester Park Race 9 Distance 2503m

Friday, 1 December 2023

Gross Time: 3:09.30 MileRate: 2:01.70 LeadTime: 69.20s First Qtr: 32.10s Second Qtr: 29.90s Third Qtr: 29.10s Fourth Qtr: 29.00s

NoHorse	Plc	Mar	800 Posi	400 Posi	Time	3rd Qtr	4th Qtr
4 EXTRAORDINARY MA	1	0.0m	4.4m (0)	3.2m (1)	3:09.30	29.01s	28.77s
8 CARANA	2	1.7m	0.0m (0)	0.0m (0)	3:09.43	29.10s	29.13s
2 HESACHARMER	3	6.5m	13.0m (0)	7.8m (0)	3:09.79	28.72s	28.93s
10 LUSAKA	4	8.5m	14.1m (1)	7.2m (2)	3:09.95	28.60s	29.12s
5 JOEY JAMES	5	9.5m	8.9m (0)	2.8m (2)	3:10.02	28.66s	29.52s
1 HES ROYAL BLUE	6	14.8m	17.4m (0)	13.0m (0)	3:10.43	28.78s	29.19s
7 AMERICAN BULLITT	6	14.8m	10.0m (1)	13.6m (2)	3:10.43	29.36s	29.14s
9 GEE SMITH	8	19.9m	18.3m (1)	18.6m (1)	3:10.81	29.12s	29.17s
3 YOU FLY WITH ME	9	22.2m	5.5m (1)	13.6m (1)	3:10.99	29.68s	29.71s
6 ALFREDI	10	224.0m	127.7m (0)	149.3m (0)	3:26.35	30.64s	35.27s

Finish Position and metres gained from 800m





## PJ Harness Analyser

Sectional Analysis Software - Not just a formguide!

[www.facebook.com/PJHarnessRacing](https://www.facebook.com/PJHarnessRacing)



RISE Digital, Harness Racing Australia nor the provider accepts any responsibility for the completeness or accuracy of any of the information contained herein, and makes no representations about its suitability for any particular purpose. Users should make their own judgements about those matters and/or seek independent advice. You assume all risks associated with use of data provided on this page