


Gloucester Park Race 1 Distance 1730m

Tuesday, 12 December 2023

Gross Time: 2:03.50 MileRate: 1:54.90 LeadTime: 7.60s First Qtr: 30.10s Second Qtr: 29.90s Third Qtr: 28.00s Fourth Qtr: 27.90s

NoHorse	Plc	Mar	800 Posi	400 Posi	Time	3rd Qtr	4th Qtr
7 FLASHING ARK	1	0.0m	0.0m (0)	0.0m (0)	2:03.50	28.00s	27.90s
2 RAKERO RAIDER	2	13.5m	4.6m (0)	5.5m (0)	2:04.49	28.06s	28.51s
9 TRAVELBAN	3	17.3m	2.0m (1)	4.6m (1)	2:04.77	28.18s	28.85s
8 SWEET LUCIFER	4	17.7m	6.3m (1)	8.7m (1)	2:04.80	28.16s	28.60s
12 MAJOR MANHATTA	5	25.0m	10.1m (2)	13.9m (2)	2:05.33	28.26s	28.77s
10 QUIGGLEY	6	25.6m	9.2m (0)	14.1m (0)	2:05.38	28.34s	28.80s
3 IMA AUSSIE ARTIST	7	26.4m	10.4m (1)	16.7m (1)	2:05.44	28.44s	28.67s
5 GET YA BETS ON	8	48.1m	14.4m (0)	24.2m (1)	2:07.03	28.68s	29.75s
11 EKARA NAVAJO	9	50.1m	6.0m (2)	10.1m (2)	2:07.18	28.28s	30.87s
4 KARAOKE STAR	10	54.6m	19.5m (0)	29.9m (0)	2:07.51	28.72s	29.83s

Finish Position and metres gained from 800m





PJ Harness Analyser

Sectional Analysis Software - Not just a formguide!

www.facebook.com/PJHarnessRacing



RISE Digital, Harness Racing Australia nor the provider accepts any responsibility for the completeness or accuracy of any of the information contained herein, and makes no representations about its suitability for any particular purpose. Users should make their own judgements about those matters and/or seek independent advice. You assume all risks associated with use of data provided on this page


Gloucester Park Race 2 Distance 2130m

Tuesday, 12 December 2023

Gross Time: 2:37.70 MileRate: 1:59.10 LeadTime: 37.50s First Qtr: 31.40s Second Qtr: 30.20s Third Qtr: 29.70s Fourth Qtr: 28.90s

NoHorse	Plc	Mar	800 Posi	400 Posi	Time	3rd Qtr	4th Qtr
4 SISTER ACT	1	0.0m	4.1m (0)	4.4m (0)	2:37.70	29.72s	28.58s
6 QUEENINTHECORNE	2	0.8m	0.0m (0)	0.0m (0)	2:37.76	29.70s	28.96s
10 VALHALLA MISS	3	4.9m	7.9m (0)	8.2m (0)	2:38.07	29.72s	28.67s
11 PATRIKIAR	4	7.8m	12.2m (0)	12.4m (0)	2:38.29	29.70s	28.59s
3 MADDY ROCKS	5	8.0m	10.3m (1)	11.3m (2)	2:38.31	29.76s	28.68s
5 DAZZLING JEWEL	6	13.2m	2.4m (1)	3.6m (1)	2:38.70	29.78s	29.64s
8 HOPE	7	13.6m	16.3m (0)	16.2m (0)	2:38.73	29.68s	28.75s
7 JOLTED CHARM	8	15.0m	14.6m (1)	15.2m (2)	2:38.84	29.72s	28.93s
2 FIREBALL FRIDAY	9	15.5m	6.2m (1)	8.0m (1)	2:38.88	29.82s	29.49s
1 LIBBA RACY	10	23.3m	20.9m (0)	21.4m (0)	2:39.47	29.72s	29.11s

Finish Position and metres gained from 800m





PJ Harness Analyser

Sectional Analysis Software - Not just a formguide!

www.facebook.com/PJHarnessRacing



RISE Digital, Harness Racing Australia nor the provider accepts any responsibility for the completeness or accuracy of any of the information contained herein, and makes no representations about its suitability for any particular purpose. Users should make their own judgements about those matters and/or seek independent advice. You assume all risks associated with use of data provided on this page

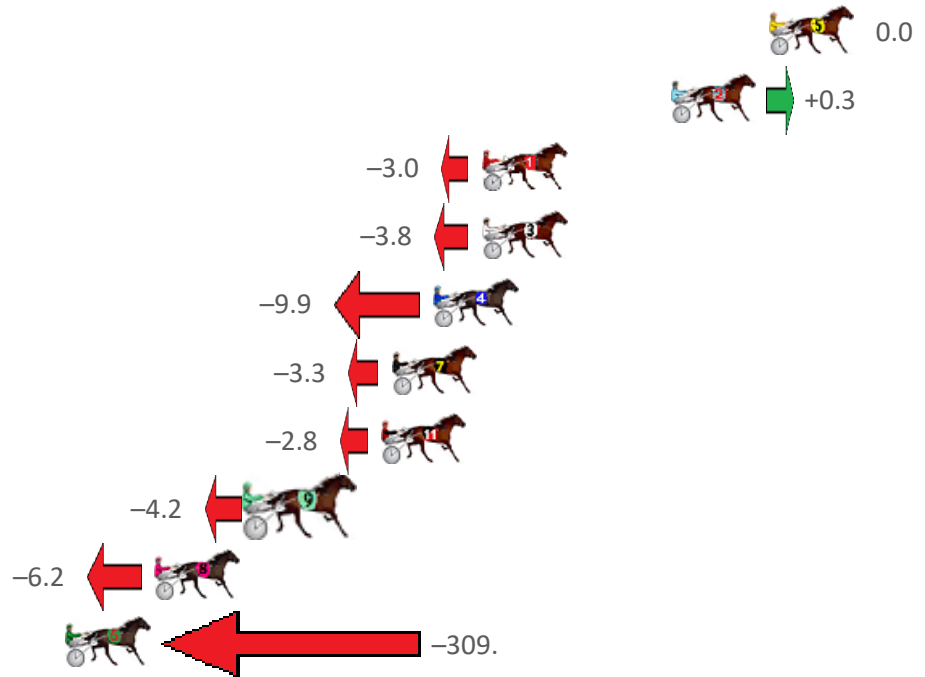
Gloucester Park Race 3 Distance 2130m

Tuesday, 12 December 2023

Gross Time: 2:35.80 MileRate: 1:57.70 LeadTime: 37.60s First Qtr: 30.80s Second Qtr: 29.10s Third Qtr: 28.80s Fourth Qtr: 29.50s

NoHorse	Plc	Mar	800 Posi	400 Posi	Time	3rd Qtr	4th Qtr
5 ADDA SPOILT MAJOR	1	0.0m	0.0m (0)	0.0m (0)	2:35.80	28.80s	29.50s
2 DOCTOR STEVE	2	3.9m	4.2m (0)	3.9m (0)	2:36.10	28.78s	29.52s
1 RODGER JAMES	3	11.4m	8.4m (0)	8.3m (0)	2:36.68	28.80s	29.78s
3 SIR BELVEDERE	4	11.4m	7.6m (1)	7.5m (1)	2:36.68	28.80s	29.84s
4 MISTER ARDEE	5	13.3m	3.4m (1)	3.6m (1)	2:36.83	28.82s	30.27s
7 HERE COMES SHARKI	6	15.0m	11.7m (1)	11.9m (1)	2:36.96	28.82s	29.80s
11 ULTIMATE ROCKER	7	15.4m	12.6m (0)	12.4m (0)	2:36.99	28.80s	29.79s
9 SHOOT THROUGH	8	20.4m	16.2m (1)	15.8m (1)	2:37.38	28.78s	29.94s
8 HI TOMMY	9	24.4m	18.2m (0)	17.4m (0)	2:37.69	28.76s	30.13s
6 FLYNSCOTSMAN	10	334.5m	24.9m (0)	223.0m (0)	3:01.67	43.18s	39.21s

Finish Position and metres gained from 800m





PJ Harness Analyser

Sectional Analysis Software - Not just a formguide!

www.facebook.com/PJHarnessRacing



RISE Digital, Harness Racing Australia nor the provider accepts any responsibility for the completeness or accuracy of any of the information contained herein, and makes no representations about its suitability for any particular purpose. Users should make their own judgements about those matters and/or seek independent advice. You assume all risks associated with use of data provided on this page

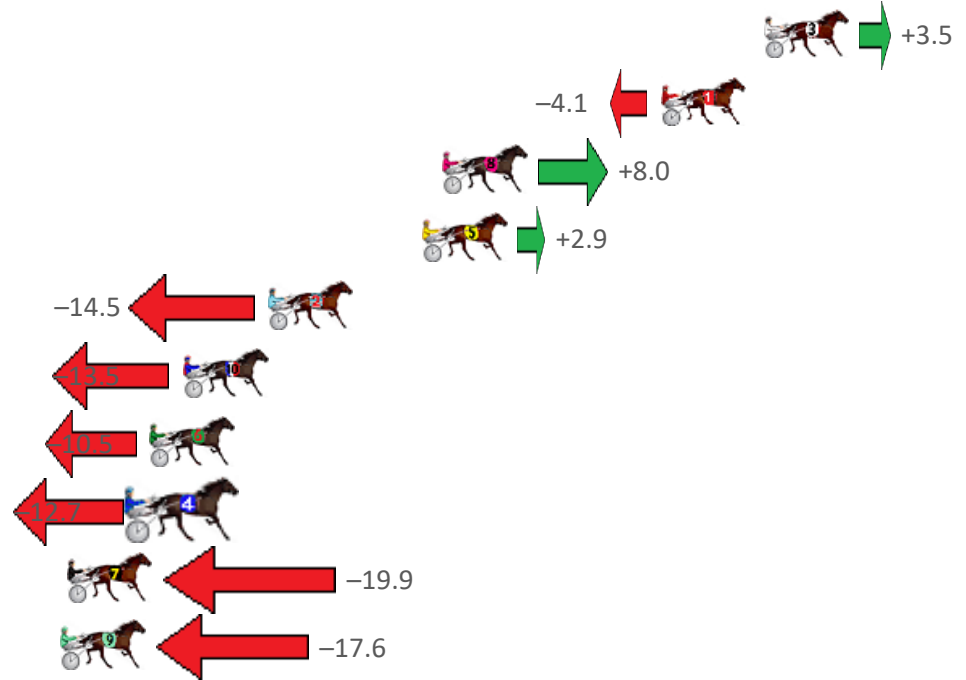
Gloucester Park Race 4 Distance 2130m

Tuesday, 12 December 2023

Gross Time: 2:34.20 MileRate: 1:56.50 LeadTime: 36.80s First Qtr: 30.70s Second Qtr: 29.80s Third Qtr: 27.80s Fourth Qtr: 29.10s

NoHorse	Plc	Mar	800 Posi	400 Posi	Time	3rd Qtr	4th Qtr
3 RUPERT OF LINCOLN	1	0.0m	3.5m (1)	5.7m (1)	2:34.20	27.96s	28.70s
1 FRANCO WESTERN	2	4.1m	0.0m (0)	0.0m (0)	2:34.51	27.80s	29.41s
8 ROCKABALL	3	12.8m	20.8m (1)	21.8m (0)	2:35.18	27.90s	28.54s
5 COWBOYS N BANDIT	4	13.6m	16.5m (1)	12.8m (3)	2:35.24	27.57s	29.23s
2 TRIROYALE BRIGADE	5	19.7m	5.2m (0)	8.5m (0)	2:35.70	28.04s	30.00s
10 JILLIBY JAKE	6	23.1m	9.6m (0)	13.3m (1)	2:35.96	28.08s	29.92s
6 TEVARICH	7	24.4m	13.9m (0)	15.6m (0)	2:36.06	27.94s	29.86s
4 BLOCKJORG	8	24.9m	12.2m (1)	17.9m (1)	2:36.10	28.22s	29.74s
7 WALSH	9	27.7m	7.8m (1)	13.1m (2)	2:36.31	28.18s	30.29s
9 LUKE ATTACK	10	43.1m	25.5m (1)	33.1m (0)	2:37.49	28.38s	30.05s

Finish Position and metres gained from 800m



PJ Harness Analyser

Sectional Analysis Software - Not just a formguide!

www.facebook.com/PJHarnessRacing

RISE Digital, Harness Racing Australia nor the provider accepts any responsibility for the completeness or accuracy of any of the information contained herein, and makes no representations about its suitability for any particular purpose. Users should make their own judgements about those matters and/or seek independent advice. You assume all risks associated with use of data provided on this page

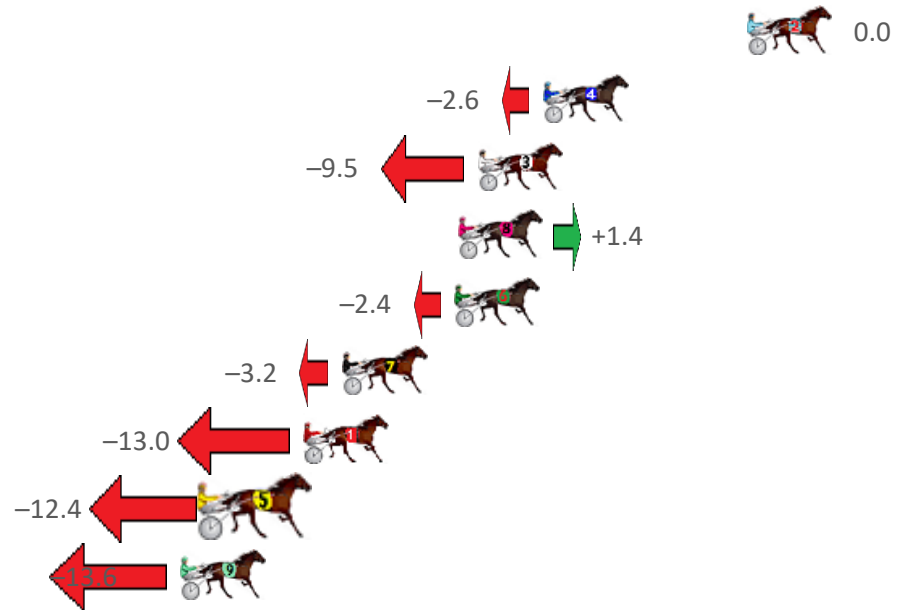
Gloucester Park Race 5 Distance 2130m

Tuesday, 12 December 2023

Gross Time: 2:34.80 MileRate: 1:56.90 LeadTime: 37.70s First Qtr: 30.80s Second Qtr: 29.70s Third Qtr: 28.00s Fourth Qtr: 28.60s

NoHorse	Plc	Mar	800 Posi	400 Posi	Time	3rd Qtr	4th Qtr
2 STAMFORD	1	0.0m	0.0m (0)	0.0m (0)	2:34.80	28.00s	28.60s
4 TROOPINGOFTHECO	2	8.1m	5.5m (1)	5.7m (1)	2:35.41	28.02s	28.81s
3 IFEEL SIKDARL	3	10.7m	1.2m (1)	1.7m (1)	2:35.60	28.04s	29.28s
8 DISCO UNDER FIRE	4	11.5m	12.9m (1)	14.8m (1)	2:35.66	28.14s	28.42s
6 JUSTLIKE TURBO	5	11.6m	9.2m (1)	10.8m (1)	2:35.67	28.12s	28.71s
7 BLUE BLAZER	6	16.1m	12.9m (0)	17.6m (0)	2:36.01	28.34s	28.57s
1 IMPRESSIVE SIGNS	7	17.6m	4.6m (0)	6.8m (0)	2:36.12	28.16s	29.44s
5 STELLA MAJOR	8	21.3m	8.9m (0)	13.1m (0)	2:36.40	28.30s	29.28s
9 MACHLANI	9	22.5m	8.9m (2)	18.5m (1)	2:36.49	28.68s	28.99s

Finish Position and metres gained from 800m





PJ Harness Analyser

Sectional Analysis Software - Not just a formguide!

www.facebook.com/PJHarnessRacing



RISE Digital, Harness Racing Australia nor the provider accepts any responsibility for the completeness or accuracy of any of the information contained herein, and makes no representations about its suitability for any particular purpose. Users should make their own judgements about those matters and/or seek independent advice. You assume all risks associated with use of data provided on this page

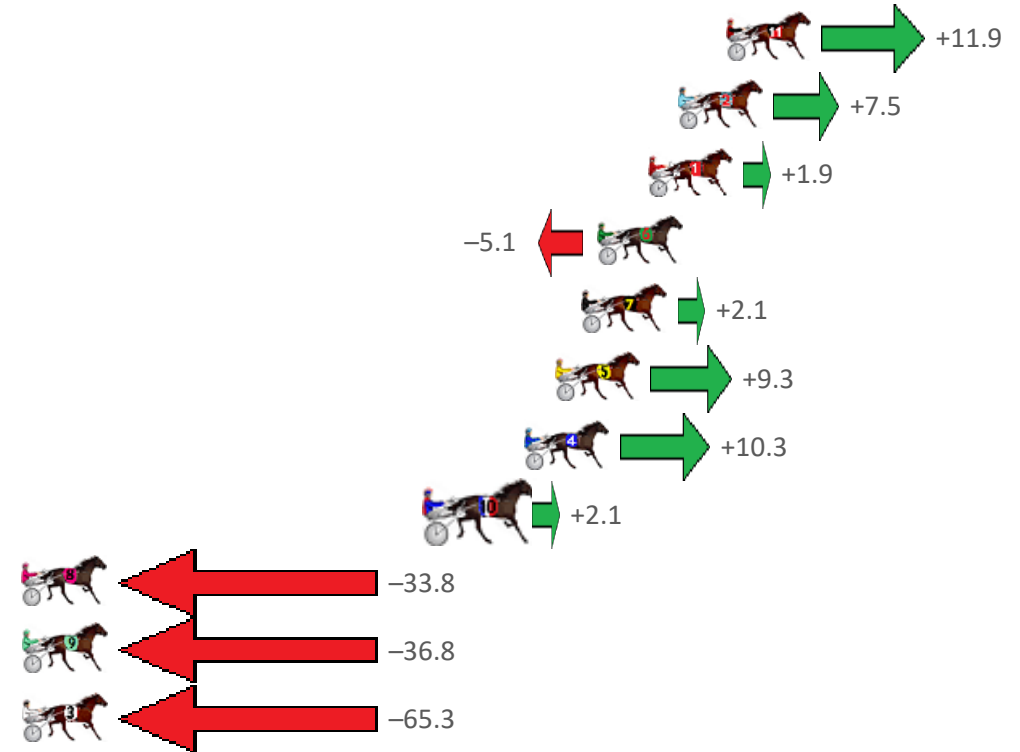
Gloucester Park Race 6 Distance 2130m

Tuesday, 12 December 2023

Gross Time: 2:38.20 MileRate: 1:59.50 LeadTime: 36.80s First Qtr: 31.20s Second Qtr: 31.10s Third Qtr: 29.00s Fourth Qtr: 30.10s

NoHorse	Plc	Mar	800 Posi	400 Posi	Time	3rd Qtr	4th Qtr
11 PATH OF GOLD	1	0.0m	11.9m (1)	8.0m (2)	2:38.20	28.72s	29.52s
2 BROOKIES JET	2	1.9m	9.4m (0)	9.5m (0)	2:38.35	29.02s	29.55s
1 SIDSTREPO	3	3.1m	5.0m (0)	4.9m (0)	2:38.44	29.00s	29.98s
6 RICHIE REACTOR	4	5.1m	0.0m (0)	0.0m (0)	2:38.60	29.00s	30.50s
7 GOV STARZZZ	5	5.7m	7.8m (1)	7.1m (1)	2:38.65	28.96s	30.03s
5 STRIKE MASTER	6	6.8m	16.1m (1)	13.1m (1)	2:38.74	28.80s	29.67s
4 PINK PARADE	7	8.0m	18.3m (0)	19.1m (0)	2:38.83	29.08s	29.33s
10 THE PARTY BOY	8	11.5m	13.6m (0)	15.0m (0)	2:39.11	29.12s	29.91s
8 TENACIOUS GEORGE	9	37.4m	3.6m (1)	17.5m (1)	2:41.15	30.02s	31.77s
9 BRAVO CHRISTIANO	10	90.1m	53.3m (0)	59.1m (0)	2:45.30	29.50s	32.86s
3 TEPELO STAR	11	158.8m	93.5m (0)	105.4m (0)	2:50.72	30.00s	34.88s

Finish Position and metres gained from 800m





PJ Harness Analyser

Sectional Analysis Software - Not just a formguide!

www.facebook.com/PJHarnessRacing



RISE Digital, Harness Racing Australia nor the provider accepts any responsibility for the completeness or accuracy of any of the information contained herein, and makes no representations about its suitability for any particular purpose. Users should make their own judgements about those matters and/or seek independent advice. You assume all risks associated with use of data provided on this page

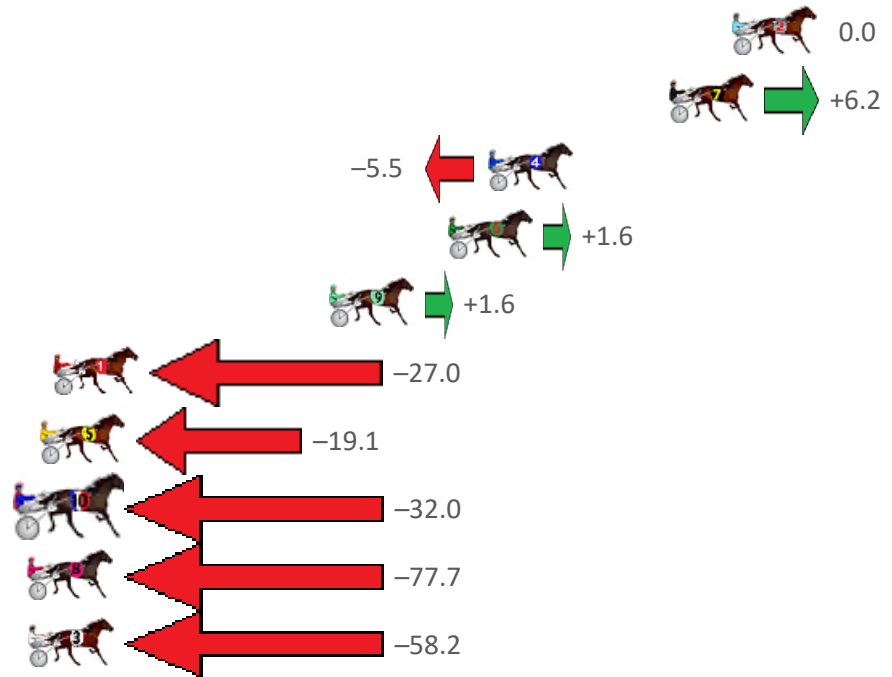
Gloucester Park Race 7 Distance 2503m

Tuesday, 12 December 2023

Gross Time: 3:15.00 MileRate: 2:05.40 LeadTime: 72.90s First Qtr: 31.00s Second Qtr: 30.90s Third Qtr: 30.60s Fourth Qtr: 29.60s

NoHorse	Plc	Mar	800 Posi	400 Posi	Time	3rd Qtr	4th Qtr
2 EVAS IMAGE	1	0.0m	0.0m (0)	0.0m (0)	3:15.00	30.60s	29.60s
7 ALDEBARAN SUNDO	2	2.5m	8.7m (1)	4.1m (3)	3:15.19	30.25s	29.49s
4 ELEGANT PEAK	3	9.7m	4.2m (0)	4.8m (0)	3:15.75	30.64s	29.99s
6 STAY FOCUSED	4	11.3m	12.9m (0)	9.9m (0)	3:15.88	30.36s	29.74s
9 KYVALLEY CLICHY	5	16.0m	17.6m (0)	15.0m (0)	3:16.24	30.38s	29.72s
1 BEE BEE BEROC	6	27.0m	0.0m (1)	3.5m (1)	3:17.09	30.86s	31.43s
5 UPTOWN LAD	7	27.5m	8.4m (0)	9.4m (3)	3:17.13	30.67s	31.03s
10 DARK SECRET	8	71.2m	39.2m (0)	47.3m (0)	3:20.52	31.16s	31.58s
8 POSSEIDON	9	81.9m	4.2m (1)	5.7m (2)	3:21.35	30.70s	35.53s
3 MAJESTIC MARION	10	130.2m	72.0m (0)	86.1m (0)	3:25.10	31.56s	33.26s

Finish Position and metres gained from 800m





PJ Harness Analyser

Sectional Analysis Software - Not just a formguide!

www.facebook.com/PJHarnessRacing



RISE Digital, Harness Racing Australia nor the provider accepts any responsibility for the completeness or accuracy of any of the information contained herein, and makes no representations about its suitability for any particular purpose. Users should make their own judgements about those matters and/or seek independent advice. You assume all risks associated with use of data provided on this page

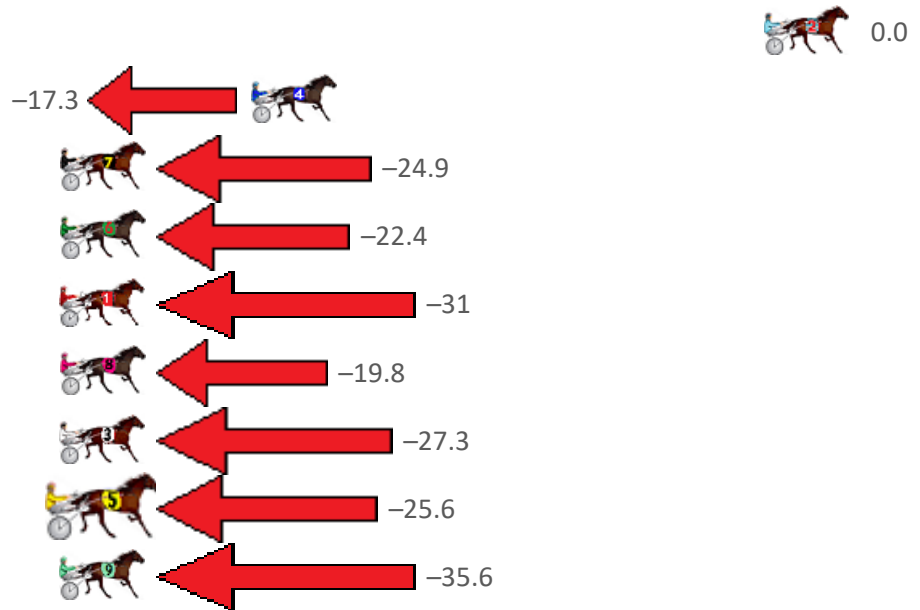
Gloucester Park Race 8 Distance 2130m

Tuesday, 12 December 2023

Gross Time: 2:36.50 MileRate: 1:58.20 LeadTime: 37.20s First Qtr: 31.30s Second Qtr: 30.20s Third Qtr: 29.00s Fourth Qtr: 28.80s

NoHorse	Plc	Mar	800 Posi	400 Posi	Time	3rd Qtr	4th Qtr
2 UNLUCKY	1	0.0m	0.0m (0)	0.0m (0)	2:36.50	29.00s	28.80s
4 DUNAMIS	2	20.4m	3.1m (1)	5.9m (1)	2:38.04	29.20s	29.92s
7 CUTTING ROSES	3	33.0m	8.1m (1)	11.7m (1)	2:38.99	29.26s	30.45s
6 LUCKSAFORTUNE	4	34.9m	12.5m (1)	17.0m (1)	2:39.14	29.32s	30.22s
1 FARRIERS TROUBLE	5	35.3m	4.7m (0)	10.9m (0)	2:39.17	29.44s	30.69s
8 AMERICAN DUTCHES	6	36.5m	16.7m (1)	20.9m (1)	2:39.26	29.30s	30.06s
3 CHASING COOPER	7	37.3m	10.0m (0)	16.2m (0)	2:39.32	29.44s	30.46s
5 TORREVEAN VELOCE	8	40.0m	14.4m (0)	20.3m (0)	2:39.52	29.42s	30.36s
9 SWEETEST THING	9	56.1m	20.5m (0)	24.5m (0)	2:40.74	29.28s	31.28s

Finish Position and metres gained from 800m





PJ Harness Analyser

Sectional Analysis Software - Not just a formguide!

www.facebook.com/PJHarnessRacing



RISE Digital, Harness Racing Australia nor the provider accepts any responsibility for the completeness or accuracy of any of the information contained herein, and makes no representations about its suitability for any particular purpose. Users should make their own judgements about those matters and/or seek independent advice. You assume all risks associated with use of data provided on this page

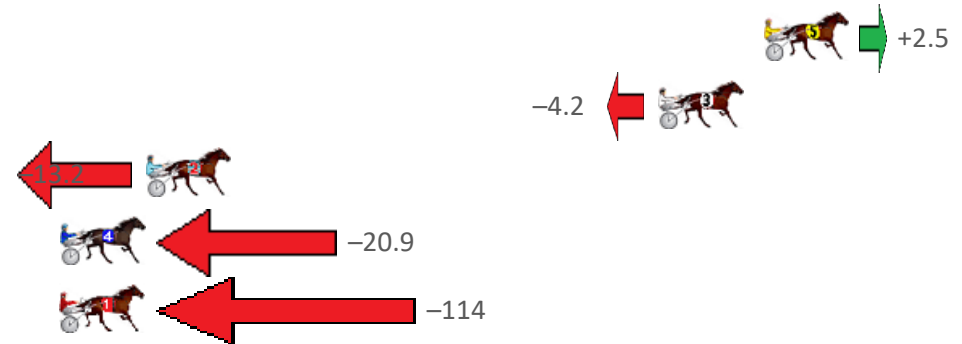
Gloucester Park Race 9 Distance 1730m

Tuesday, 12 December 2023

Gross Time: 2:05.70 MileRate: 1:57.00 LeadTime: 8.00s First Qtr: 30.40s Second Qtr: 29.80s Third Qtr: 29.60s Fourth Qtr: 27.90s

NoHorse	Plc	Mar	800 Posi	400 Posi	Time	3rd Qtr	4th Qtr
5 AMBITSIYA	1	0.0m	2.5m (1)	3.7m (1)	2:05.70	29.68s	27.64s
3 LUCI KANE	2	4.2m	0.0m (0)	0.0m (0)	2:06.01	29.60s	28.21s
2 FUNKY MUSIC	3	24.6m	11.4m (0)	11.5m (1)	2:07.50	29.58s	28.88s
4 AMARETTO ANGEL	4	31.8m	10.9m (1)	10.6m (0)	2:08.03	29.56s	29.47s
1 RIPPER VIEW	5	119.7m	6.5m (0)	17.4m (0)	2:14.48	30.36s	35.44s

Finish Position and metres gained from 800m





PJ Harness Analyser

Sectional Analysis Software - Not just a formguide!

www.facebook.com/PJHarnessRacing



RISE Digital, Harness Racing Australia nor the provider accepts any responsibility for the completeness or accuracy of any of the information contained herein, and makes no representations about its suitability for any particular purpose. Users should make their own judgements about those matters and/or seek independent advice. You assume all risks associated with use of data provided on this page