


Gloucester Park Race 1 Distance 2130m

Friday, 15 December 2023

Gross Time: 2:35.90 MileRate: 1:57.80 LeadTime: 37.40s First Qtr: 30.30s Second Qtr: 30.80s Third Qtr: 28.80s Fourth Qtr: 28.60s

NoHorse	Plc	Mar	800 Posi	400 Posi	Time	3rd Qtr	4th Qtr
12 ZEPHYRA	1	0.0m	2.2m (1)	1.7m (1)	2:35.90	28.76s	28.48s
8 SISTER CHERIE	2	0.4m	0.0m (0)	0.0m (0)	2:35.93	28.80s	28.63s
4 UNLUCKY	3	0.4m	4.8m (0)	4.2m (0)	2:35.93	28.76s	28.33s
9 BETWEEN TWO THO	4	10.0m	19.0m (2)	9.9m (2)	2:36.65	28.14s	28.65s
2 NANCY KAY	5	10.8m	8.9m (0)	9.8m (0)	2:36.71	28.86s	28.71s
5 QUATTROSE	6	16.0m	10.3m (1)	14.3m (1)	2:37.10	29.08s	28.78s
7 ALLAGLOW	7	19.4m	13.1m (2)	5.7m (2)	2:37.36	28.26s	29.65s
11 HUNT THE MAGIC	8	21.6m	19.3m (1)	18.3m (1)	2:37.52	28.72s	28.92s
1 SPIRITOFANANGEL	9	21.9m	17.9m (0)	20.2m (0)	2:37.54	28.96s	28.80s
3 FEELING EMPATHY	10	24.1m	13.4m (0)	14.6m (0)	2:37.71	28.88s	29.37s
10 IMAHERO	11	35.1m	22.4m (0)	25.0m (0)	2:38.54	28.98s	29.46s
6 BELLA RAGAZZA	12	37.7m	6.2m (1)	9.6m (1)	2:38.73	29.04s	30.75s

Finish Position and metres gained from 800m



PJ Harness Analyser

Sectional Analysis Software - Not just a formguide!

www.facebook.com/PJHarnessRacing



RISE Digital, Harness Racing Australia nor the provider accepts any responsibility for the completeness or accuracy of any of the information contained herein, and makes no representations about its suitability for any particular purpose. Users should make their own judgements about those matters and/or seek independent advice. You assume all risks associated with use of data provided on this page


Gloucester Park Race 2 Distance 2536m

Friday, 15 December 2023

Gross Time: 3:06.50 MileRate: 1:58.30 LeadTime: 70.10s First Qtr: 30.90s Second Qtr: 30.10s Third Qtr: 28.70s Fourth Qtr: 26.70s

NoHorse	Plc	Mar	800 Posi	400 Posi	Time	3rd Qtr	4th Qtr
6 STENO	1	0.0m	0.0m (0)	0.0m (0)	3:06.50	28.70s	26.70s
1 ARMA XFACTOR	2	9.5m	4.2m (0)	4.4m (0)	3:07.17	28.70s	27.07s
10 ARDENS HORIZON	3	11.0m	8.7m (0)	8.7m (0)	3:07.27	28.68s	26.87s
4 CYCLONE CHARLOTT	4	11.9m	11.2m (1)	10.8m (1)	3:07.34	28.64s	26.80s
8 BRICKIES DREAM	5	15.3m	3.4m (1)	2.4m (1)	3:07.58	28.62s	27.61s
2 MR CHIP	6	15.6m	12.9m (0)	13.4m (0)	3:07.60	28.70s	26.88s
9 PAUL EDWARD	7	17.8m	7.6m (1)	6.7m (1)	3:07.75	28.62s	27.49s
3 MISTER MONTBLAN	8	20.5m	15.4m (1)	14.9m (1)	3:07.94	28.62s	27.12s
5 SOHO SANTORINI	9	21.6m	18.2m (0)	18.3m (0)	3:08.02	28.66s	26.96s

Finish Position and metres gained from 800m



PJ Harness Analyser

Sectional Analysis Software – Not just a formguide!

www.facebook.com/PJHarnessRacing



RISE Digital, Harness Racing Australia nor the provider accepts any responsibility for the completeness or accuracy of any of the information contained herein, and makes no representations about its suitability for any particular purpose. Users should make their own judgements about those matters and/or seek independent advice. You assume all risks associated with use of data provided on this page


Gloucester Park Race 3 Distance 2130m

Friday, 15 December 2023

Gross Time: 2:33.00 MileRate: 1:55.60 LeadTime: 35.30s First Qtr: 30.10s Second Qtr: 29.20s Third Qtr: 28.50s Fourth Qtr: 29.90s

NoHorse	Plc	Mar	800 Posi	400 Posi	Time	3rd Qtr	4th Qtr
3 VULTAN TIN	1	0.0m	0.0m (0)	0.0m (0)	2:33.00	28.50s	29.90s
1 DOC HOLLIDAY	2	10.4m	8.8m (0)	10.8m (0)	2:33.81	28.66s	29.93s
8 TIGER ROYAL	3	13.1m	15.0m (1)	13.8m (2)	2:34.03	28.44s	29.92s
7 MR FANTASTIC	4	13.6m	11.0m (1)	10.2m (1)	2:34.07	28.46s	30.22s
2 THE MUSTANG	5	13.8m	4.2m (0)	6.3m (0)	2:34.08	28.66s	30.52s
4 JASPERVELLABEACH	6	15.3m	16.9m (0)	14.6m (1)	2:34.20	28.36s	30.04s
10 THOMSON BAY	7	17.0m	13.0m (0)	14.9m (0)	2:34.33	28.66s	30.15s
5 CORDERO	8	19.8m	6.8m (1)	10.0m (2)	2:34.55	28.74s	30.73s
9 HILLVIEW BONDI	9	23.1m	2.0m (1)	5.8m (1)	2:34.81	28.78s	31.29s
6 LONGREACH BAY	10	24.9m	22.9m (0)	21.5m (0)	2:34.95	28.44s	30.29s

Finish Position and metres gained from 800m



PJ Harness Analyser

Sectional Analysis Software - Not just a formguide!

www.facebook.com/PJHarnessRacing



RISE Digital, Harness Racing Australia nor the provider accepts any responsibility for the completeness or accuracy of any of the information contained herein, and makes no representations about its suitability for any particular purpose. Users should make their own judgements about those matters and/or seek independent advice. You assume all risks associated with use of data provided on this page

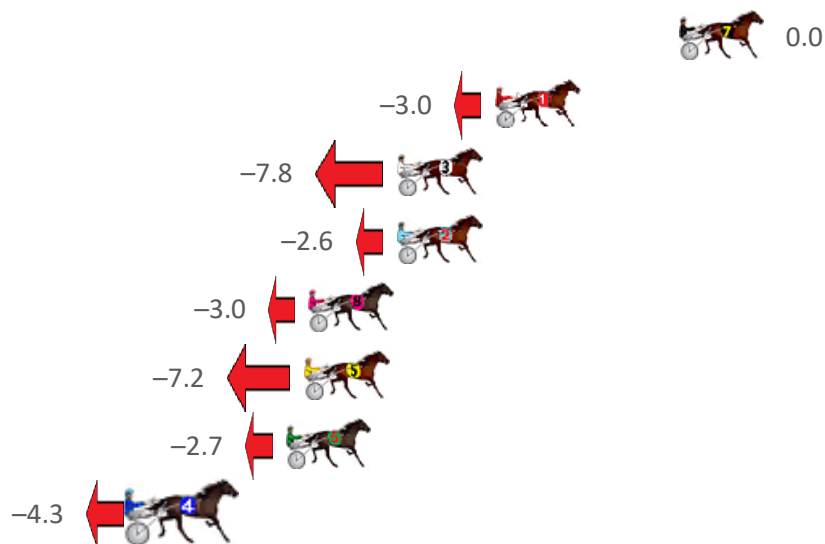
Gloucester Park Race 4 Distance 1730m

Friday, 15 December 2023

Gross Time: 2:01.30 MileRate: 1:52.90 LeadTime: 7.30s First Qtr: 29.10s Second Qtr: 29.20s Third Qtr: 28.10s Fourth Qtr: 27.60s

NoHorse	Plc	Mar	800 Posi	400 Posi	Time	3rd Qtr	4th Qtr
7 LAVRA JOE	1	0.0m	0.0m (0)	0.0m (0)	2:01.30	28.10s	27.60s
1 IMA FIVESTAR GENE	2	7.3m	4.3m (0)	4.1m (0)	2:01.83	28.08s	27.85s
3 ARMA EINSTEIN	3	11.2m	3.4m (1)	4.1m (1)	2:02.11	28.14s	28.13s
2 EL CHEMA	4	11.2m	8.6m (0)	8.1m (0)	2:02.11	28.06s	27.85s
8 GALACTIC STAR	5	14.7m	11.7m (1)	12.2m (1)	2:02.37	28.12s	27.83s
5 BLITZEMBYE	6	14.9m	7.7m (1)	8.1m (1)	2:02.38	28.12s	28.12s
6 WILDWEST	7	15.6m	12.9m (0)	12.4m (0)	2:02.43	28.06s	27.87s
4 GOODFELLAZ	8	21.5m	17.2m (0)	17.3m (0)	2:02.86	28.10s	27.96s

Finish Position and metres gained from 800m



PJ Harness Analyser

Sectional Analysis Software – Not just a formguide!

www.facebook.com/PJHarnessRacing



RISE Digital, Harness Racing Australia nor the provider accepts any responsibility for the completeness or accuracy of any of the information contained herein, and makes no representations about its suitability for any particular purpose. Users should make their own judgements about those matters and/or seek independent advice. You assume all risks associated with use of data provided on this page

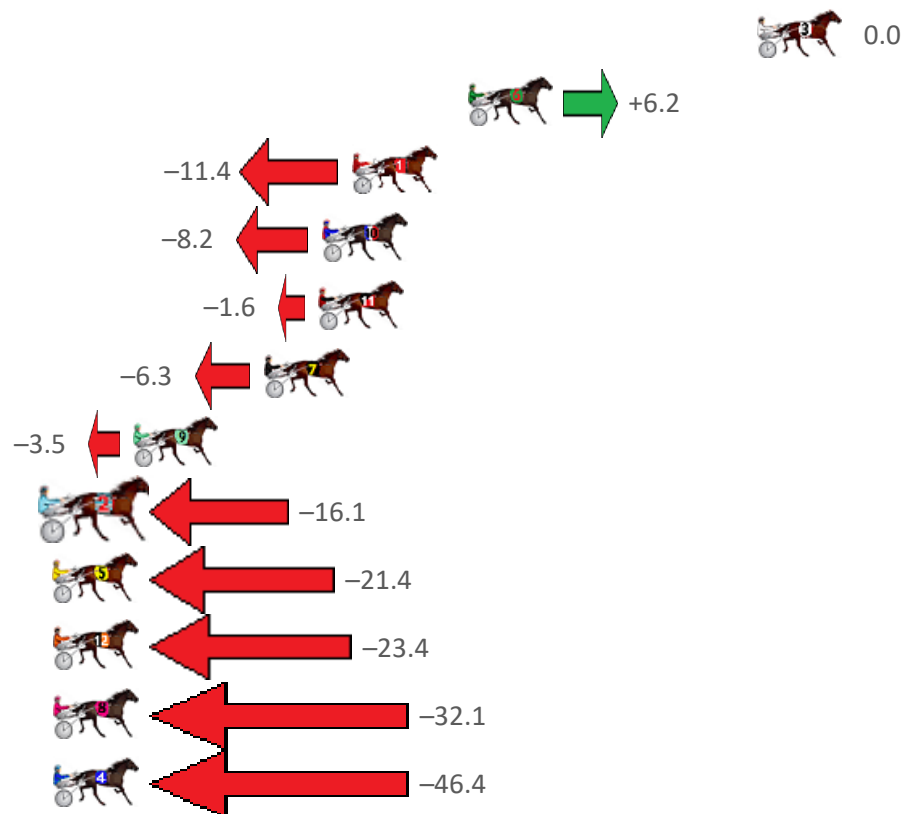
Gloucester Park Race 5 Distance 2536m

Friday, 15 December 2023

Gross Time: 3:05.40 MileRate: 1:57.70 LeadTime: 67.40s First Qtr: 29.80s Second Qtr: 30.50s Third Qtr: 29.10s Fourth Qtr: 28.60s

NoHorse	Plc	Mar	800 Posi	400 Posi	Time	3rd Qtr	4th Qtr
3 TRICKY MIKI	1	0.0m	0.0m (0)	0.0m (0)	3:05.40	29.10s	28.60s
6 WONDERFUL TO FLY	2	11.5m	17.7m (0)	15.1m (2)	3:06.26	28.90s	28.38s
1 SOHO DOW JONES	3	16.1m	4.7m (0)	3.9m (0)	3:06.61	29.04s	29.53s
10 HOPPYS WAY	4	17.3m	9.1m (0)	8.1m (0)	3:06.70	29.02s	29.32s
11 ALCOPONY	5	17.4m	15.8m (1)	12.8m (3)	3:06.71	28.88s	28.99s
7 TAKING THE MIKI	6	19.6m	13.3m (0)	12.0m (0)	3:06.87	29.00s	29.21s
9 WHOS THE DAD	7	24.8m	21.3m (1)	17.9m (1)	3:07.26	28.84s	29.18s
2 STAR CASINO	8	28.0m	11.9m (1)	11.5m (1)	3:07.50	29.06s	29.88s
5 LUCCA	9	29.2m	7.8m (1)	7.6m (1)	3:07.59	29.08s	30.25s
12 MY ULTIMATE RONN	10	33.1m	9.7m (2)	8.3m (3)	3:07.89	29.00s	30.49s
8 YOURE SO FINE	11	35.4m	3.3m (1)	3.4m (1)	3:08.06	29.10s	31.02s
4 RUBINS PLIGHT	12	52.2m	5.8m (2)	6.5m (2)	3:09.32	29.14s	32.06s

Finish Position and metres gained from 800m



PJ Harness Analyser

Sectional Analysis Software – Not just a formguide!

www.facebook.com/PJHarnessRacing



RISE Digital, Harness Racing Australia nor the provider accepts any responsibility for the completeness or accuracy of any of the information contained herein, and makes no representations about its suitability for any particular purpose. Users should make their own judgements about those matters and/or seek independent advice. You assume all risks associated with use of data provided on this page

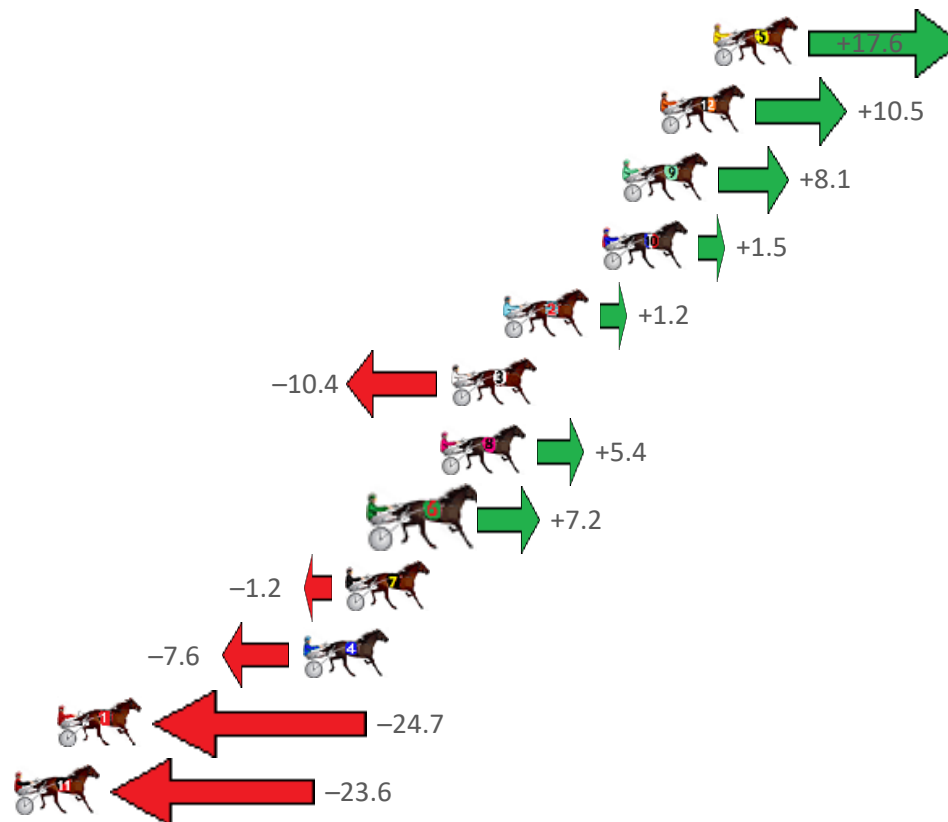
Gloucester Park Race 6 Distance 2130m

Friday, 15 December 2023

Gross Time: 2:36.90 MileRate: 1:58.60 LeadTime: 36.90s First Qtr: 31.30s Second Qtr: 29.50s Third Qtr: 28.80s Fourth Qtr: 30.40s

NoHorse	Plc	Mar	800 Posi	400 Posi	Time	3rd Qtr	4th Qtr
5 BETTOR MOVE ALON	1	0.0m	17.6m (0)	10.9m (3)	2:36.90	28.34s	29.60s
12 TORPEDO ROCK	2	2.1m	12.6m (1)	8.2m (2)	2:37.07	28.50s	29.97s
9 MIGHTHAVTIME	3	3.6m	11.7m (2)	0.0m (2)	2:37.19	27.96s	30.69s
10 EYE BETTER	4	4.4m	5.9m (0)	13.3m (0)	2:37.25	29.36s	29.77s
2 ILLAWONG MUSTAN	5	8.3m	9.5m (0)	11.1m (1)	2:37.56	28.94s	30.24s
3 FEELING ACES	6	10.4m	0.0m (1)	1.6m (0)	2:37.73	28.92s	31.11s
8 BEE JAYS BOY	7	10.8m	16.2m (1)	3.8m (2)	2:37.76	27.92s	30.98s
6 ME FLASH	8	13.2m	20.4m (1)	18.2m (0)	2:37.95	28.68s	30.11s
7 TUX AND TAILS	9	14.6m	13.4m (0)	15.2m (1)	2:38.06	28.96s	30.44s
4 IM THEMIGHTYLUCY	10	16.3m	8.7m (1)	6.8m (1)	2:38.20	28.68s	31.20s
1 STREET APPEAL	11	26.1m	1.4m (0)	8.7m (0)	2:38.98	29.34s	31.84s
11 MY ULTIMATE BAXTE	12	27.8m	4.2m (1)	2.7m (1)	2:39.11	28.70s	32.41s

Finish Position and metres gained from 800m



PJ Harness Analyser

Sectional Analysis Software – Not just a formguide!

www.facebook.com/PJHarnessRacing



RISE Digital, Harness Racing Australia nor the provider accepts any responsibility for the completeness or accuracy of any of the information contained herein, and makes no representations about its suitability for any particular purpose. Users should make their own judgements about those matters and/or seek independent advice. You assume all risks associated with use of data provided on this page

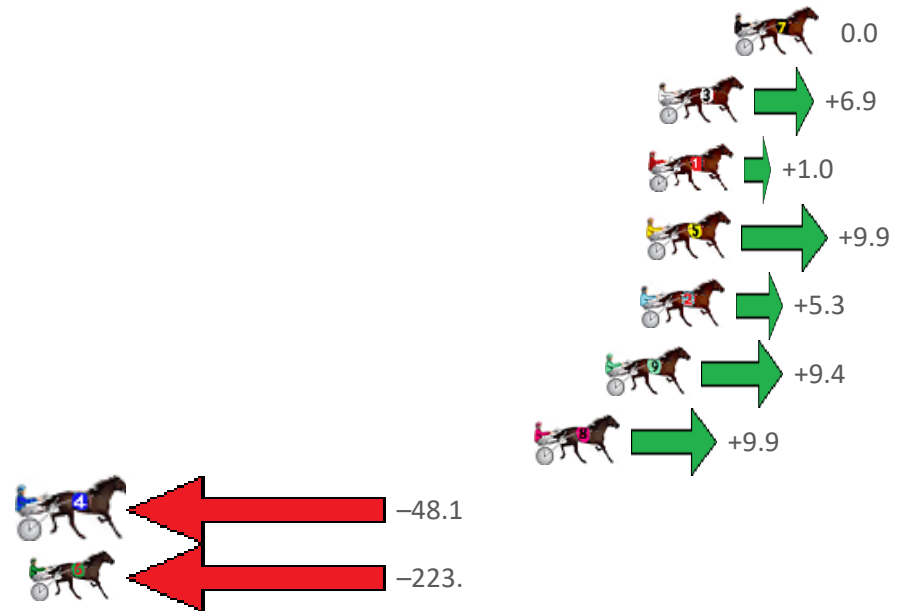
Gloucester Park Race 7 Distance 2503m

Friday, 15 December 2023

Gross Time: 3:11.50 MileRate: 2:02.20 LeadTime: 69.50s First Qtr: 31.50s Second Qtr: 31.90s Third Qtr: 29.40s Fourth Qtr: 29.20s

NoHorse	Plc	Mar	800 Posi	400 Posi	Time	3rd Qtr	4th Qtr
7 RAVEN BANNER	1	0.0m	0.0m (0)	0.0m (0)	3:11.50	29.40s	29.20s
3 CARANA	2	3.0m	9.9m (1)	3.6m (2)	3:11.73	28.94s	29.17s
1 BURGHLEY SHARD	3	3.4m	4.4m (0)	3.9m (0)	3:11.76	29.36s	29.18s
5 AMERICAN BULLITT	4	3.5m	13.4m (0)	11.6m (1)	3:11.77	29.26s	28.63s
2 NAVY STREET	5	3.7m	9.0m (0)	8.2m (0)	3:11.78	29.34s	28.88s
9 ELDAYTONA	6	5.1m	14.5m (1)	7.8m (2)	3:11.89	28.90s	29.03s
8 ACUTO	7	7.9m	17.8m (0)	13.2m (0)	3:12.11	29.06s	28.85s
4 OTIS	8	49.2m	1.1m (1)	3.6m (1)	3:15.27	29.58s	32.71s
6 EXTRAORDINARY MA	9	228.8m	5.5m (1)	7.5m (1)	3:29.02	29.54s	46.18s

Finish Position and metres gained from 800m







PJ Harness Analyser

Sectional Analysis Software – Not just a formguide!

www.facebook.com/PJHarnessRacing



RISE Digital, Harness Racing Australia nor the provider accepts any responsibility for the completeness or accuracy of any of the information contained herein, and makes no representations about its suitability for any particular purpose. Users should make their own judgements about those matters and/or seek independent advice. You assume all risks associated with use of data provided on this page

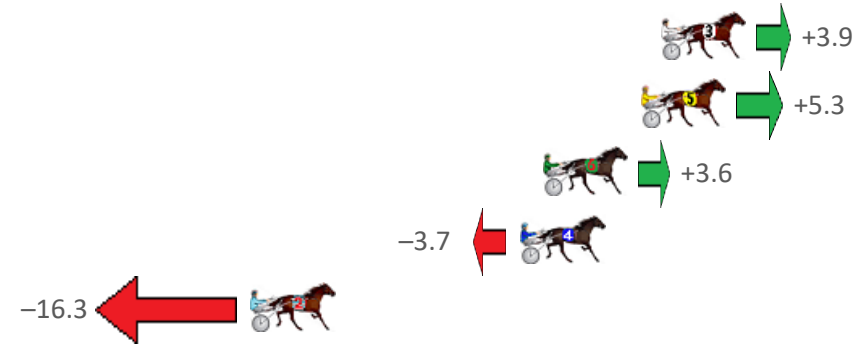
Gloucester Park Race 8 Distance 2130m

Friday, 15 December 2023

Gross Time: 2:35.40 MileRate: 1:57.40 LeadTime: 37.00s First Qtr: 30.50s Second Qtr: 30.40s Third Qtr: 29.10s Fourth Qtr: 28.40s

NoHorse	Plc	Mar	800 Posi	400 Posi	Time	3rd Qtr	4th Qtr
3 STORMYSKYES	1	0.0m	3.9m (0)	4.5m (0)	2:35.40	29.14s	28.08s
5 THREE RUMOURS	2	0.8m	6.1m (1)	4.8m (1)	2:35.46	29.00s	28.12s
6 PAROQUET	3	4.7m	8.3m (0)	9.2m (0)	2:35.75	29.16s	28.09s
4 RUMOUR HAS IT	4	5.6m	1.9m (1)	0.9m (1)	2:35.82	29.02s	28.76s
2 SOVRANA	5	16.3m	0.0m (0)	0.0m (0)	2:36.62	29.10s	29.62s

Finish Position and metres gained from 800m



PJ Harness Analyser
Sectional Analysis Software – Not just a formguide!

www.facebook.com/PJHarnessRacing



RISE Digital, Harness Racing Australia nor the provider accepts any responsibility for the completeness or accuracy of any of the information contained herein, and makes no representations about its suitability for any particular purpose. Users should make their own judgements about those matters and/or seek independent advice. You assume all risks associated with use of data provided on this page

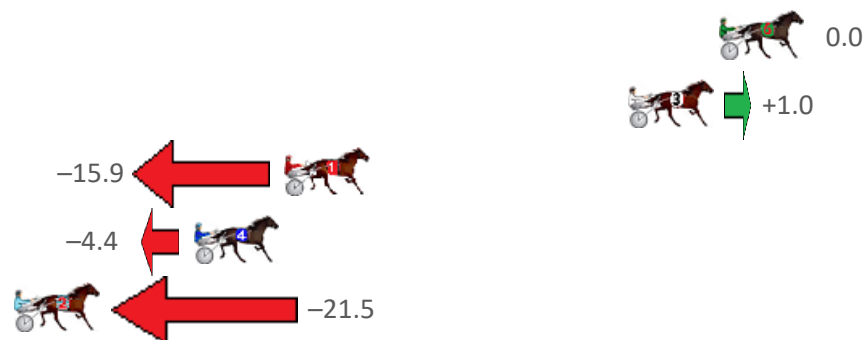
Gloucester Park Race 9 Distance 2130m

Friday, 15 December 2023

Gross Time: 2:36.60 MileRate: 1:58.30 LeadTime: 38.70s First Qtr: 32.60s Second Qtr: 28.40s Third Qtr: 28.30s Fourth Qtr: 28.60s

NoHorse	Plc	Mar	800 Posi	400 Posi	Time	3rd Qtr	4th Qtr
6 WATER LOU	1	0.0m	0.0m (0)	0.0m (0)	2:36.60	28.30s	28.60s
3 UBEEN THUNDASTR	2	3.6m	4.6m (0)	4.8m (0)	2:36.87	28.32s	28.53s
1 AMBITSIYA	3	17.3m	1.4m (1)	2.0m (1)	2:37.90	28.34s	29.76s
4 JIMMY ROCKS	4	20.9m	16.5m (0)	11.9m (0)	2:38.17	27.98s	29.33s
2 KURIOUS BOY	5	33.4m	11.9m (0)	8.2m (1)	2:39.11	28.04s	30.53s

Finish Position and metres gained from 800m







Harness Analyser

Sectional Analysis Software – Not just a formguide!

www.facebook.com/PJHarnessRacing



RISE Digital, Harness Racing Australia nor the provider accepts any responsibility for the completeness or accuracy of any of the information contained herein, and makes no representations about its suitability for any particular purpose. Users should make their own judgements about those matters and/or seek independent advice. You assume all risks associated with use of data provided on this page