


Gloucester Park Race 1 Distance 2130m

Saturday, 16 December 2023

Gross Time: 2:38.60 MileRate: 1:59.80 LeadTime: 38.50s First Qtr: 31.40s Second Qtr: 30.80s Third Qtr: 29.90s Fourth Qtr: 28.00s

NoHorse	Plc	Mar	800 Posi	400 Posi	Time	3rd Qtr	4th Qtr
8 GALAXY WARRIOR	1	0.0m	4.6m (0)	4.2m (0)	2:38.60	29.86s	27.70s
9 MONTANA GLORY	2	3.4m	0.0m (0)	0.0m (0)	2:38.85	29.90s	28.25s
5 BITOFDUTCHCOURA	3	14.5m	8.6m (0)	8.6m (0)	2:39.67	29.88s	28.45s
7 IMA TINY DANCER	4	22.6m	22.9m (1)	9.8m (3)	2:40.26	28.91s	28.96s
10 ROCKIN JETSTAR	4	22.6m	17.8m (0)	18.1m (0)	2:40.26	29.88s	28.36s
6 STARS OF GOLD	6	25.4m	21.8m (0)	14.2m (2)	2:40.47	29.30s	28.85s
1 ROAD CLOSURE	7	27.3m	13.2m (0)	12.8m (0)	2:40.61	29.84s	29.09s
3 GLADYS GUGMAN	8	56.0m	18.0m (1)	18.4m (1)	2:42.72	29.88s	30.80s
2 SUNNIE BEACH	9	58.5m	8.6m (1)	13.7m (1)	2:42.91	30.24s	31.32s
4 ABSOLUTE DELIGHT	10	58.6m	4.3m (1)	8.7m (1)	2:42.91	30.20s	31.69s
11 THE DARK NIGHT	11	59.3m	14.0m (1)	6.7m (2)	2:42.96	29.34s	31.88s

Finish Position and metres gained from 800m





PJ Harness Analyser

Sectional Analysis Software - Not just a formguide!

www.facebook.com/PJHarnessRacing



RISE Digital, Harness Racing Australia nor the provider accepts any responsibility for the completeness or accuracy of any of the information contained herein, and makes no representations about its suitability for any particular purpose. Users should make their own judgements about those matters and/or seek independent advice. You assume all risks associated with use of data provided on this page


Gloucester Park Race 2 Distance 2130m

Saturday, 16 December 2023

Gross Time: 2:40.30 MileRate: 2:01.10 LeadTime: 37.50s First Qtr: 31.60s Second Qtr: 31.90s Third Qtr: 29.50s Fourth Qtr: 29.80s

NoHorse	Plc	Mar	800 Posi	400 Posi	Time	3rd Qtr	4th Qtr
4 REG LAWSON	1	0.0m	4.4m (2)	0.0m (2)	2:40.30	29.18s	29.80s
11 MANGO TANGO	2	25.8m	13.1m (0)	11.1m (0)	2:42.31	29.36s	31.00s
9 TRUNKEY MON STAR	3	26.6m	0.3m (1)	3.0m (1)	2:42.38	29.70s	31.66s
2 WESTCOASTER	4	30.1m	0.0m (0)	0.8m (0)	2:42.65	29.56s	32.09s
6 LUCKSAFORTUNE	5	30.6m	15.3m (1)	16.3m (2)	2:42.69	29.58s	30.99s
5 ELEPHANT ROCK	6	31.0m	4.6m (1)	4.9m (2)	2:42.72	29.52s	31.86s
8 FIVE STAR KEVIN	7	32.8m	14.2m (2)	9.5m (2)	2:42.86	29.16s	31.66s
1 DUSTYROADS	8	33.8m	4.4m (0)	6.2m (0)	2:42.94	29.64s	31.98s
10 TORREVEAN VELOCE	9	38.1m	9.0m (0)	7.6m (1)	2:43.27	29.40s	32.22s
12 SANFORD ASH	10	42.4m	9.6m (2)	4.4m (3)	2:43.61	29.12s	32.79s
7 JUST A HAPPY MAN	11	45.5m	17.2m (0)	21.9m (0)	2:43.85	29.86s	31.74s
3 ADVANCE STRIKE	12	47.3m	10.9m (1)	13.3m (1)	2:43.99	29.68s	32.52s

Finish Position and metres gained from 800m



PJ Harness Analyser

Sectional Analysis Software - Not just a formguide!

www.facebook.com/PJHarnessRacing



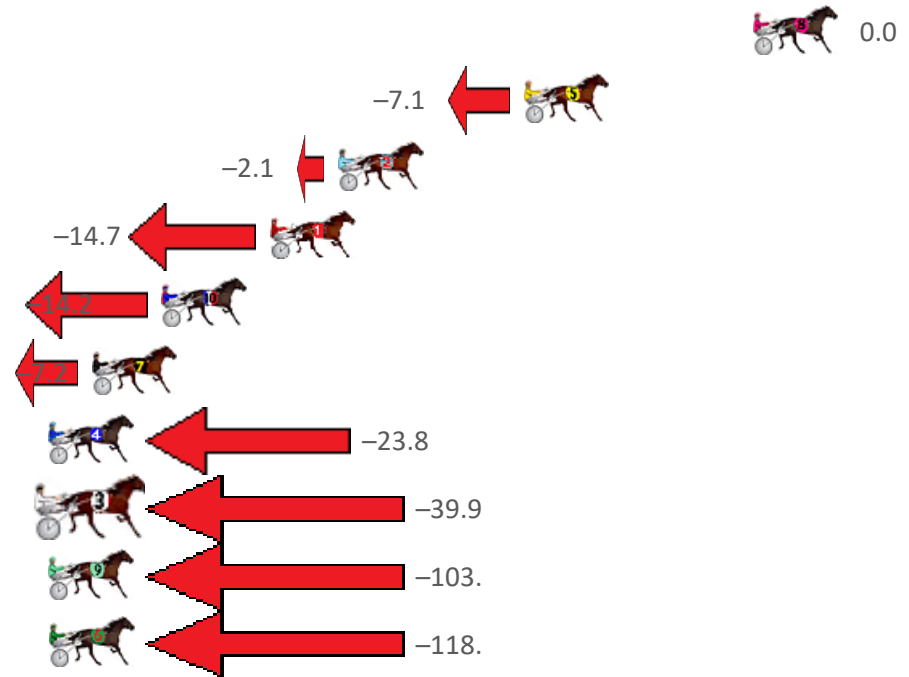
Gloucester Park Race 3 Distance 2130m

Saturday, 16 December 2023

Gross Time: 2:34.30 MileRate: 1:56.60 LeadTime: 37.00s First Qtr: 29.50s Second Qtr: 30.00s Third Qtr: 28.60s Fourth Qtr: 29.20s

NoHorse	Plc	Mar	800 Posi	400 Posi	Time	3rd Qtr	4th Qtr
8 SUGAR APPLE	1	0.0m	0.0m (0)	0.0m (0)	2:34.30	28.60s	29.20s
5 ROCKNROLL ELLIOT	2	9.1m	2.0m (1)	4.2m (1)	2:35.00	28.76s	29.59s
2 DOVE CRY	3	16.5m	14.4m (0)	17.3m (0)	2:35.56	28.82s	29.22s
1 HENWOOD BAY	4	19.2m	4.5m (0)	7.8m (0)	2:35.77	28.84s	30.11s
10 GRAN CHICO	5	23.5m	9.3m (0)	12.8m (0)	2:36.10	28.86s	30.08s
7 TRIROYALE BRIGADE	6	26.3m	19.1m (0)	22.3m (0)	2:36.31	28.84s	29.61s
4 MACHLANI	7	29.7m	5.9m (1)	15.3m (1)	2:36.57	29.28s	30.37s
3 BLOCKJORG	8	49.8m	9.9m (1)	16.8m (2)	2:38.11	29.10s	31.81s
9 APOLOGIZE	9	122.9m	19.1m (1)	22.9m (1)	2:43.71	28.88s	36.97s
6 POCKETFUL OF OPAL	10	133.5m	14.9m (1)	21.8m (2)	2:44.52	29.10s	37.86s

Finish Position and metres gained from 800m





PJ Harness Analyser

Sectional Analysis Software - Not just a formguide!

www.facebook.com/PJHarnessRacing



RISE Digital, Harness Racing Australia nor the provider accepts any responsibility for the completeness or accuracy of any of the information contained herein, and makes no representations about its suitability for any particular purpose. Users should make their own judgements about those matters and/or seek independent advice. You assume all risks associated with use of data provided on this page

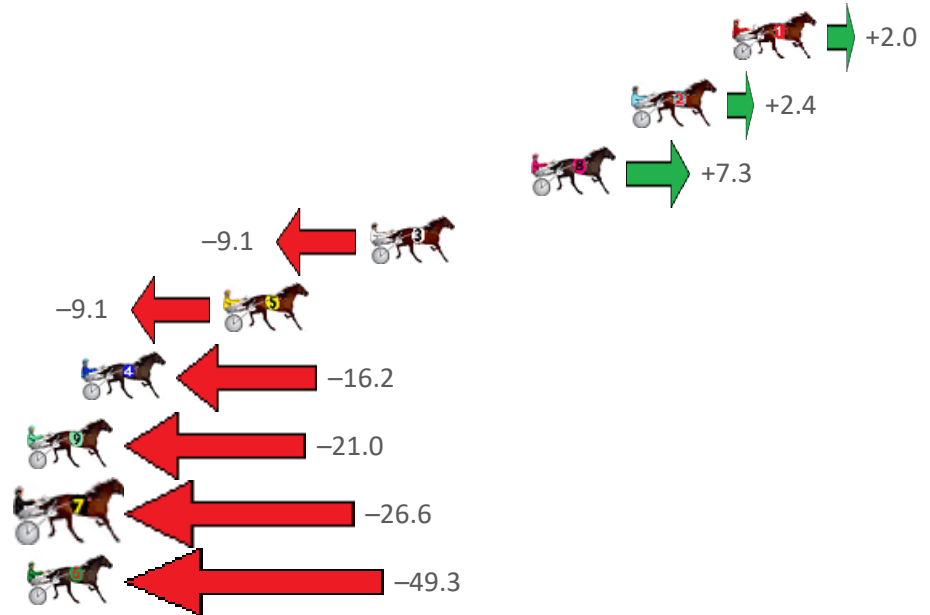
Gloucester Park Race 4 Distance 2130m

Saturday, 16 December 2023

Gross Time: 2:34.80 MileRate: 1:56.90 LeadTime: 36.60s First Qtr: 30.40s Second Qtr: 29.80s Third Qtr: 29.00s Fourth Qtr: 29.00s

NoHorse	Plc	Mar	800 Posi	400 Posi	Time	3rd Qtr	4th Qtr
1 CHIVALRY	1	0.0m	2.0m (1)	0.0m (0)	2:34.80	28.86s	29.00s
2 CUT N RUN	2	4.0m	6.4m (1)	5.6m (0)	2:35.10	28.94s	28.90s
8 OUR SHELLEY BEACH	3	8.0m	15.3m (1)	0.0m (1)	2:35.41	27.90s	29.61s
3 TORREVEAN AMY	4	14.4m	5.3m (0)	13.4m (1)	2:35.90	29.58s	29.13s
5 AUCKLAND JET	5	20.2m	11.1m (1)	16.4m (2)	2:36.34	29.38s	29.35s
4 GORDON	6	25.9m	9.7m (0)	20.3m (0)	2:36.77	29.76s	29.51s
9 HOTFOOT IT	7	39.0m	18.0m (0)	22.2m (1)	2:37.77	29.30s	30.37s
7 SEEKNYOUSHALLFIN	8	40.5m	13.9m (0)	24.7m (0)	2:37.88	29.78s	30.30s
6 ANOTHERBIGMAN	9	49.3m	0.0m (0)	14.2m (0)	2:38.55	30.02s	31.73s

Finish Position and metres gained from 800m





PJ Harness Analyser

Sectional Analysis Software - Not just a formguide!

www.facebook.com/PJHarnessRacing



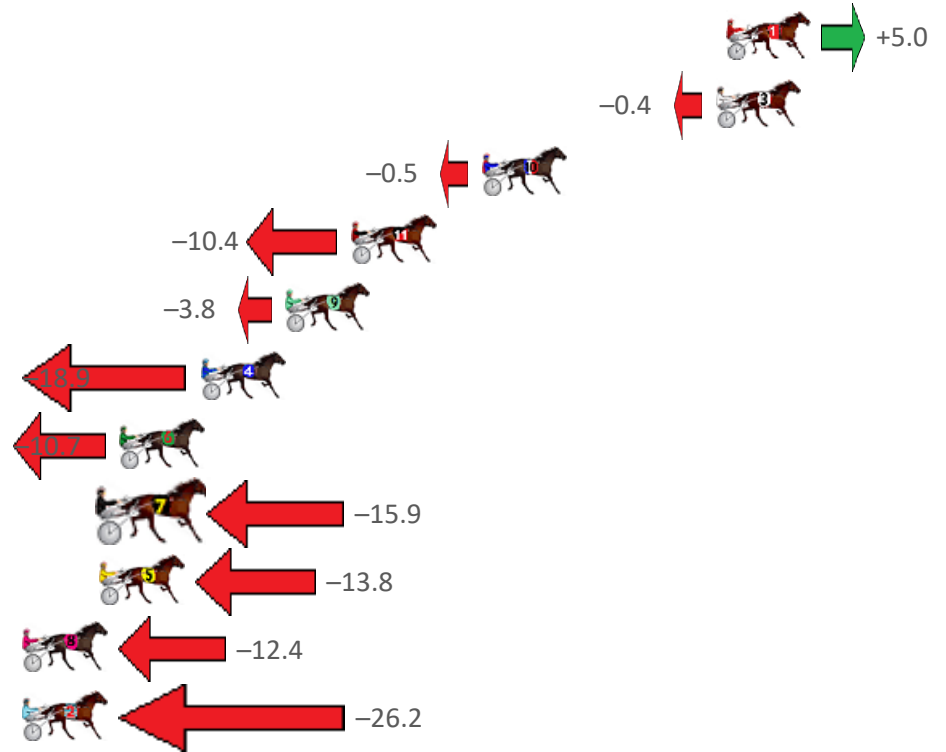
Gloucester Park Race 5 Distance 2130m

Saturday, 16 December 2023

Gross Time: 2:40.90 MileRate: 2:01.50 LeadTime: 38.60s First Qtr: 32.50s Second Qtr: 31.90s Third Qtr: 28.90s Fourth Qtr: 29.00s

NoHorse	Plc	Mar	800 Posi	400 Posi	Time	3rd Qtr	4th Qtr
1 ZACHARY MARC	1	0.0m	5.0m (0)	5.0m (0)	2:40.90	28.90s	28.64s
3 STRAYLYA	2	0.4m	0.0m (0)	0.0m (0)	2:40.93	28.90s	29.03s
10 AMERICAN DUTCHES	3	9.7m	9.2m (0)	9.2m (0)	2:41.64	28.90s	29.08s
11 REDDY TO FLY	4	14.9m	4.5m (2)	4.2m (2)	2:42.03	28.88s	29.83s
9 TIZA WISH	5	17.5m	13.7m (0)	14.7m (0)	2:42.23	28.98s	29.27s
4 FARRIERS TROUBLE	6	20.9m	2.0m (1)	5.0m (1)	2:42.49	29.12s	30.23s
6 IM DRINKINDOUBLES	7	24.1m	13.4m (2)	17.0m (2)	2:42.73	29.16s	29.61s
7 ISLAND TEE REX	8	24.5m	8.6m (2)	9.2m (2)	2:42.76	28.94s	30.20s
5 HES THUNDER	9	24.9m	11.1m (1)	15.3m (1)	2:42.79	29.20s	29.79s
8 PETER ROMEO	10	28.8m	16.4m (1)	19.2m (0)	2:43.09	29.10s	29.81s
2 HEEZ TRUE BLUE	11	32.9m	6.7m (1)	11.4m (1)	2:43.40	29.24s	30.68s

Finish Position and metres gained from 800m





PJ Harness Analyser

Sectional Analysis Software - Not just a formguide!

www.facebook.com/PJHarnessRacing



RISE Digital, Harness Racing Australia nor the provider accepts any responsibility for the completeness or accuracy of any of the information contained herein, and makes no representations about its suitability for any particular purpose. Users should make their own judgements about those matters and/or seek independent advice. You assume all risks associated with use of data provided on this page


Gloucester Park Race 6 Distance 2130m

Saturday, 16 December 2023

Gross Time: 2:39.40 MileRate: 2:00.40 LeadTime: 37.40s First Qtr: 32.80s Second Qtr: 31.10s Third Qtr: 28.70s Fourth Qtr: 29.40s

NoHorse	Plc	Mar	800 Posi	400 Posi	Time	3rd Qtr	4th Qtr
12 PER ARDUA AD ASTR	1	0.0m	1.1m (2)	2.0m (1)	2:39.40	28.76s	29.26s
1 ELWADDELL	2	0.1m	7.6m (0)	4.7m (0)	2:39.41	28.50s	29.07s
6 ULTIMATE ROCKER	3	10.6m	2.3m (0)	0.0m (0)	2:40.22	28.54s	30.22s
5 DOCTOR STEVE	4	10.9m	7.6m (2)	6.2m (2)	2:40.24	28.60s	29.80s
2 SIDSTREPO	5	11.3m	10.9m (1)	10.6m (2)	2:40.27	28.68s	29.51s
10 JAMIE KIM	6	13.0m	12.1m (0)	9.4m (0)	2:40.40	28.52s	29.72s
11 PINK PARADE	7	13.8m	17.1m (0)	13.9m (0)	2:40.46	28.48s	29.46s
7 FOLLOW THE DRAGO	8	18.2m	11.8m (2)	10.6m (3)	2:40.80	28.63s	30.04s
8 DAZZLING JEWEL	9	20.7m	16.0m (1)	15.3m (2)	2:41.00	28.66s	29.89s
4 LOUIE LEBEAU	10	22.3m	5.6m (1)	10.8m (1)	2:41.12	29.08s	30.34s
3 HI TOMMY	11	44.3m	23.6m (0)	28.3m (0)	2:42.82	29.06s	30.78s
9 ZACCY MAC	12	48.8m	0.0m (1)	6.1m (1)	2:43.16	29.14s	32.72s

Finish Position and metres gained from 800m





PJ Harness Analyser

Sectional Analysis Software - Not just a formguide!

www.facebook.com/PJHarnessRacing



RISE Digital, Harness Racing Australia nor the provider accepts any responsibility for the completeness or accuracy of any of the information contained herein, and makes no representations about its suitability for any particular purpose. Users should make their own judgements about those matters and/or seek independent advice. You assume all risks associated with use of data provided on this page

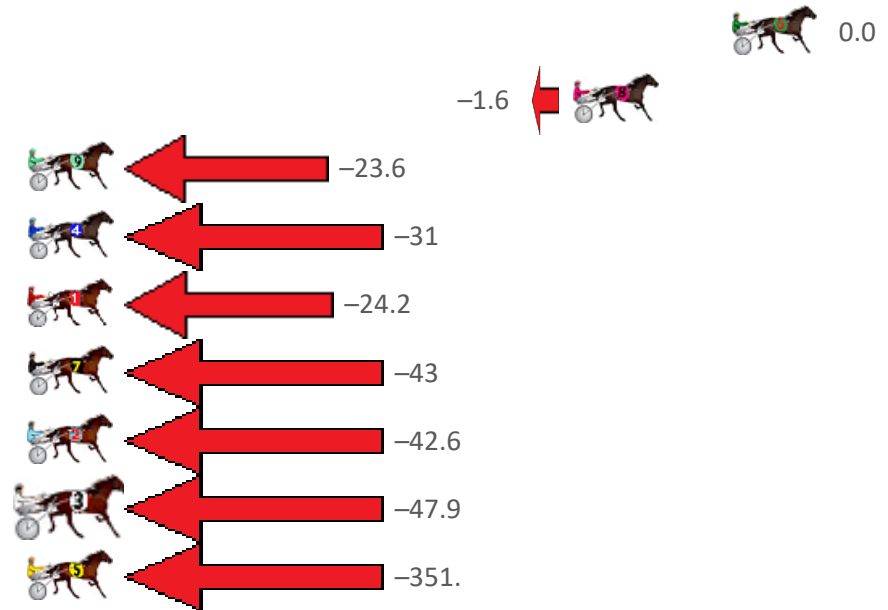
Gloucester Park Race 7 Distance 2130m

Saturday, 16 December 2023

Gross Time: 2:38.50 MileRate: 1:59.70 LeadTime: 36.90s First Qtr: 31.60s Second Qtr: 30.80s Third Qtr: 29.40s Fourth Qtr: 29.80s

NoHorse	Plc	Mar	800 Posi	400 Posi	Time	3rd Qtr	4th Qtr
6 HALLE HUNTER	1	0.0m	0.0m (0)	0.0m (0)	2:38.50	29.40s	29.80s
8 CHACO EAGLE	2	6.3m	4.7m (1)	4.4m (0)	2:38.99	29.38s	29.97s
9 TRIGWELL ROAD	3	32.4m	8.8m (1)	12.2m (0)	2:41.03	29.66s	31.43s
4 VEEFORVICTORY	4	40.7m	10.1m (0)	20.1m (0)	2:41.68	30.14s	31.50s
1 ITS JUSTA SHOTAWA	5	41.7m	17.5m (0)	40.2m (0)	2:41.76	31.08s	30.10s
7 PENTHOUSE	6	56.0m	13.1m (2)	27.2m (0)	2:42.87	30.44s	32.17s
2 BARTLETT	7	60.7m	18.1m (1)	35.9m (1)	2:43.24	30.72s	31.90s
3 TWOHEARTONEDIA	8	61.0m	13.1m (1)	32.9m (0)	2:43.26	30.86s	32.14s
5 INTERNAL AFFAIRS	9	357.4m	5.8m (0)	237.6m (0)	3:06.41	46.46s	40.23s

Finish Position and metres gained from 800m





PJ Harness Analyser

Sectional Analysis Software - Not just a formguide!

www.facebook.com/PJHarnessRacing



RISE Digital, Harness Racing Australia nor the provider accepts any responsibility for the completeness or accuracy of any of the information contained herein, and makes no representations about its suitability for any particular purpose. Users should make their own judgements about those matters and/or seek independent advice. You assume all risks associated with use of data provided on this page

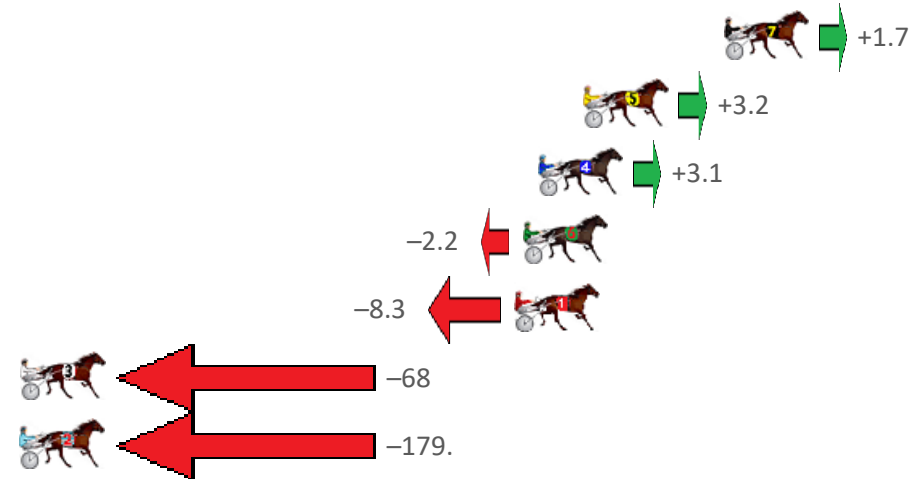
Gloucester Park Race 8 Distance 2130m

Saturday, 16 December 2023

Gross Time: 2:40.50 MileRate: 2:01.30 LeadTime: 38.00s First Qtr: 31.70s Second Qtr: 30.60s Third Qtr: 29.20s Fourth Qtr: 31.00s

NoHorse	Plc	Mar	800 Posi	400 Posi	Time	3rd Qtr	4th Qtr
7 CIAO BABE	1	0.0m	1.7m (1)	0.0m (0)	2:40.50	29.08s	31.00s
5 CUTTING ROSES	2	5.6m	8.8m (0)	12.0m (0)	2:40.95	29.46s	30.55s
4 ROSIES LAST ATTACK	3	7.4m	10.5m (1)	13.4m (1)	2:41.10	29.44s	30.60s
6 GET THE BOOTH	4	8.0m	5.8m (1)	7.3m (1)	2:41.15	29.32s	31.11s
1 TORREVEAN PINKY	5	8.3m	0.0m (0)	4.6m (0)	2:41.17	29.54s	31.33s
3 ABBEE BEE	6	81.2m	13.2m (0)	53.2m (0)	2:47.08	32.22s	33.60s
2 ALLY ROCKS	7	183.7m	4.7m (0)	121.4m (0)	2:55.39	37.94s	36.81s

Finish Position and metres gained from 800m





PJ Harness Analyser

Sectional Analysis Software - Not just a formguide!

www.facebook.com/PJHarnessRacing



RISE Digital, Harness Racing Australia nor the provider accepts any responsibility for the completeness or accuracy of any of the information contained herein, and makes no representations about its suitability for any particular purpose. Users should make their own judgements about those matters and/or seek independent advice. You assume all risks associated with use of data provided on this page