


Gloucester Park Race 1 Distance 2130m

Tuesday, 19 December 2023

Gross Time: 2:38.10 MileRate: 1:59.50 LeadTime: 37.70s First Qtr: 31.80s Second Qtr: 30.20s Third Qtr: 29.60s Fourth Qtr: 28.80s

NoHorse	Plc	Mar	800 Posi	400 Posi	Time	3rd Qtr	4th Qtr
6 JACKIE DANIELS	1	0.0m	0.0m (0)	0.0m (0)	2:38.10	29.60s	28.80s
5 ARMA WARRIOR	2	6.8m	4.9m (0)	4.1m (0)	2:38.61	29.54s	29.01s
11 EKARA NAVAJO	3	15.1m	12.2m (1)	8.3m (2)	2:39.24	29.30s	29.34s
2 JUSTMOREBLING	4	16.6m	9.8m (0)	8.6m (0)	2:39.35	29.50s	29.43s
10 TORREVEAN PINKY	5	16.6m	13.9m (0)	12.4m (1)	2:39.35	29.48s	29.15s
8 HELLO GORGEOUS	6	18.5m	3.8m (1)	4.4m (1)	2:39.50	29.64s	29.88s
3 ADDA LOMBO	7	27.2m	18.2m (0)	16.8m (0)	2:40.16	29.48s	29.64s
9 WANDERING GIRL	8	40.4m	8.2m (1)	8.6m (1)	2:41.15	29.62s	31.23s

Finish Position and metres gained from 800m





PJ Harness Analyser

Sectional Analysis Software - Not just a formguide!

www.facebook.com/PJHarnessRacing



RISE Digital, Harness Racing Australia nor the provider accepts any responsibility for the completeness or accuracy of any of the information contained herein, and makes no representations about its suitability for any particular purpose. Users should make their own judgements about those matters and/or seek independent advice. You assume all risks associated with use of data provided on this page


Gloucester Park Race 2 Distance 2130m

Tuesday, 19 December 2023

Gross Time: 2:38.90 MileRate: 2:00.10 LeadTime: 37.80s First Qtr: 33.20s Second Qtr: 29.80s Third Qtr: 29.00s Fourth Qtr: 29.10s

NoHorse	Plc	Mar	800 Posi	400 Posi	Time	3rd Qtr	4th Qtr
6 QUEENINTHECORNE	1	0.0m	0.0m (0)	0.0m (0)	2:38.90	29.00s	29.10s
1 FIREBALL FRIDAY	2	3.1m	5.8m (0)	4.2m (0)	2:39.14	28.88s	29.04s
11 PATRIKIAR	3	5.6m	0.6m (1)	3.1m (1)	2:39.33	29.18s	29.31s
2 MERAVIGLIA	4	6.0m	4.7m (1)	6.9m (1)	2:39.36	29.16s	29.06s
10 VALHALLA MISS	5	8.1m	10.8m (0)	8.3m (0)	2:39.52	28.82s	29.12s
3 MADDY ROCKS	6	9.3m	9.2m (1)	10.5m (1)	2:39.61	29.10s	29.05s
9 STARS OF GOLD	7	14.6m	20.0m (0)	16.6m (0)	2:40.01	28.76s	29.01s
12 FOLLOW MY STRIDE	8	15.7m	15.0m (0)	12.7m (0)	2:40.10	28.84s	29.38s
4 CELEBRITY CHEF	9	27.1m	17.5m (1)	20.6m (1)	2:40.97	29.23s	29.68s
7 PIVOTAL	10	29.3m	12.2m (2)	15.7m (1)	2:41.14	29.25s	30.21s
5 SECRET REACTION	11	31.9m	3.6m (2)	6.7m (2)	2:41.34	29.22s	31.06s

Finish Position and metres gained from 800m



PJ Harness Analyser

Sectional Analysis Software - Not just a formguide!

www.facebook.com/PJHarnessRacing

RISE Digital, Harness Racing Australia nor the provider accepts any responsibility for the completeness or accuracy of any of the information contained herein, and makes no representations about its suitability for any particular purpose. Users should make their own judgements about those matters and/or seek independent advice. You assume all risks associated with use of data provided on this page

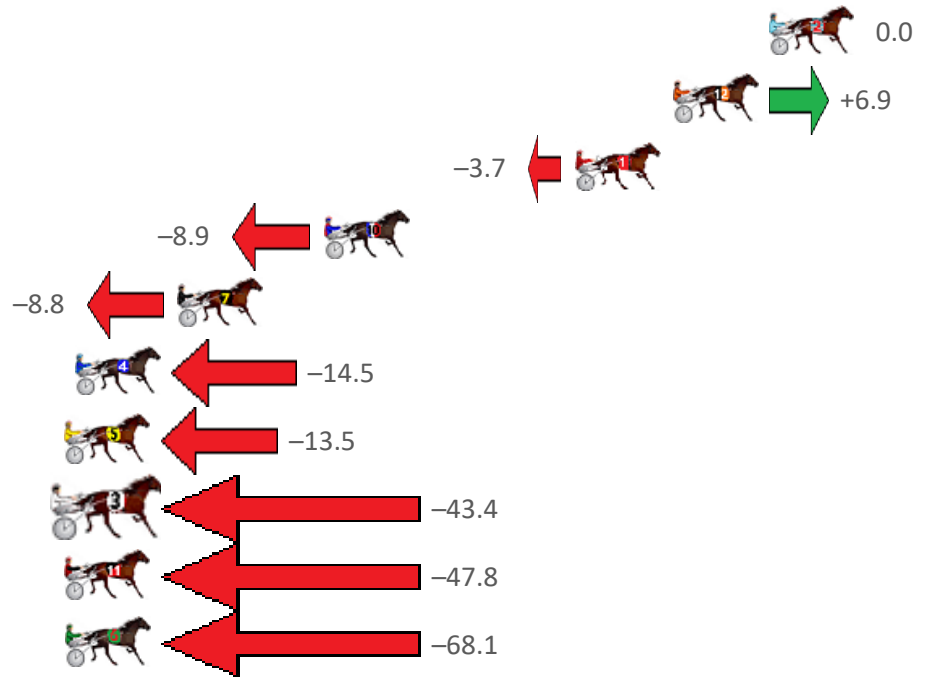
Gloucester Park Race 3 Distance 2536m

Tuesday, 19 December 2023

Gross Time: 3:10.00 MileRate: 2:00.60 LeadTime: 70.10s First Qtr: 30.90s Second Qtr: 30.10s Third Qtr: 30.10s Fourth Qtr: 28.80s

NoHorse	Plc	Mar	800 Posi	400 Posi	Time	3rd Qtr	4th Qtr
2 RICHIE REACTOR	1	0.0m	0.0m (0)	0.0m (0)	3:10.00	30.10s	28.80s
12 STRIKE MASTER	2	3.8m	10.7m (0)	9.3m (0)	3:10.29	29.98s	28.41s
1 STELLA MAJOR	3	7.7m	4.0m (0)	4.7m (0)	3:10.58	30.14s	29.04s
10 WALSH	4	17.7m	8.8m (1)	11.0m (3)	3:11.34	30.25s	29.33s
7 DOCTOR STEVE	5	23.5m	14.7m (0)	11.0m (1)	3:11.78	29.80s	29.77s
4 HERE COMES SHARKI	6	27.6m	13.1m (1)	15.9m (1)	3:12.09	30.28s	29.72s
5 LETS ROCK TONIGHT	7	31.2m	17.7m (1)	15.0m (0)	3:12.36	29.88s	30.06s
3 BROOKIES JET	8	48.5m	5.1m (1)	10.4m (2)	3:13.67	30.48s	31.70s
11 THE PARTY BOY	9	55.6m	7.8m (2)	15.9m (2)	3:14.20	30.68s	31.84s
6 LUKE ATTACK	10	68.4m	0.3m (1)	6.3m (1)	3:15.17	30.54s	33.51s

Finish Position and metres gained from 800m





PJ Harness Analyser

Sectional Analysis Software - Not just a formguide!

www.facebook.com/PJHarnessRacing



RISE Digital, Harness Racing Australia nor the provider accepts any responsibility for the completeness or accuracy of any of the information contained herein, and makes no representations about its suitability for any particular purpose. Users should make their own judgements about those matters and/or seek independent advice. You assume all risks associated with use of data provided on this page

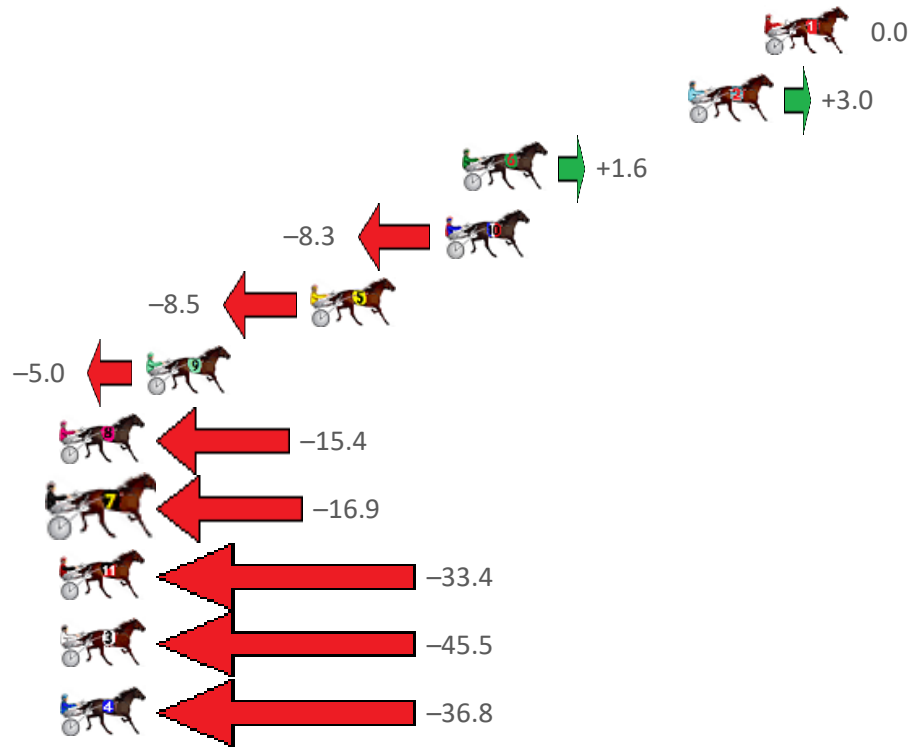
Gloucester Park Race 4 Distance 2130m

Tuesday, 19 December 2023

Gross Time: 2:37.30 MileRate: 1:58.80 LeadTime: 38.00s First Qtr: 31.20s Second Qtr: 29.60s Third Qtr: 30.20s Fourth Qtr: 28.30s

NoHorse	Plc	Mar	800 Posi	400 Posi	Time	3rd Qtr	4th Qtr
1 IFEEL SIKDARL	1	0.0m	0.0m (0)	0.0m (0)	2:37.30	30.20s	28.30s
2 DISCO UNDER FIRE	2	3.0m	6.0m (1)	5.3m (1)	2:37.52	30.14s	28.14s
6 BLUE BLAZER	3	12.0m	13.6m (1)	9.4m (2)	2:38.19	29.88s	28.51s
10 STRAUNY	4	12.7m	4.4m (0)	4.1m (0)	2:38.24	30.18s	28.94s
5 JUSTLIKE TURBO	5	18.0m	9.5m (1)	9.7m (1)	2:38.64	30.20s	28.94s
9 BALTIC ACE	6	24.6m	19.6m (0)	16.5m (1)	2:39.13	29.96s	28.93s
8 IM SPIDERMAN	7	30.6m	15.2m (0)	14.3m (0)	2:39.58	30.12s	29.54s
7 MEDIEVAL MAN	8	35.1m	18.2m (1)	17.4m (2)	2:39.91	30.12s	29.65s
11 SAGATIOUS	9	44.3m	10.9m (0)	10.2m (0)	2:40.59	30.14s	30.85s
3 MISS SERENADE	10	47.4m	1.9m (1)	5.0m (2)	2:40.82	30.42s	31.46s
4 GENERAL JOLT	11	60.5m	23.7m (0)	22.8m (0)	2:41.80	30.12s	31.14s

Finish Position and metres gained from 800m





PJ Harness Analyser

Sectional Analysis Software - Not just a formguide!

www.facebook.com/PJHarnessRacing



RISE Digital, Harness Racing Australia nor the provider accepts any responsibility for the completeness or accuracy of any of the information contained herein, and makes no representations about its suitability for any particular purpose. Users should make their own judgements about those matters and/or seek independent advice. You assume all risks associated with use of data provided on this page


Gloucester Park Race 5 Distance 2130m

Tuesday, 19 December 2023

Gross Time: 2:37.70 MileRate: 1:59.10 LeadTime: 38.80s First Qtr: 31.90s Second Qtr: 29.30s Third Qtr: 29.40s Fourth Qtr: 28.30s

NoHorse	Plc	Mar	800 Posi	400 Posi	Time	3rd Qtr	4th Qtr
1 FRANCO WESTERN	1	0.0m	0.0m (0)	0.0m (0)	2:37.70	29.40s	28.30s
10 SPRING LINE	2	3.5m	4.7m (0)	5.0m (0)	2:37.96	29.42s	28.20s
2 ROCKABALL	3	6.6m	3.9m (1)	2.8m (1)	2:38.19	29.32s	28.59s
3 COWBOYS N BANDIT	4	8.0m	14.8m (1)	14.5m (1)	2:38.29	29.36s	27.85s
11 HESACHARMER	5	10.8m	8.5m (0)	9.2m (0)	2:38.50	29.44s	28.44s
6 SHOWPONY	6	11.4m	7.7m (1)	7.0m (1)	2:38.55	29.34s	28.65s
4 JILLIBY JAKE	7	14.3m	12.6m (0)	13.4m (0)	2:38.76	29.44s	28.40s
7 TROOPINGOFTHECO	8	15.1m	11.3m (1)	10.6m (1)	2:38.82	29.34s	28.66s
8 BLOCKJORG	9	15.5m	17.0m (0)	18.1m (0)	2:38.85	29.46s	28.15s
9 CLOUD NINE	10	18.7m	23.1m (0)	23.7m (0)	2:39.09	29.42s	27.99s
5 PATH OF GOLD	11	20.4m	19.2m (1)	19.3m (1)	2:39.22	29.38s	28.43s

Finish Position and metres gained from 800m





PJ Harness Analyser

Sectional Analysis Software - Not just a formguide!

www.facebook.com/PJHarnessRacing



RISE Digital, Harness Racing Australia nor the provider accepts any responsibility for the completeness or accuracy of any of the information contained herein, and makes no representations about its suitability for any particular purpose. Users should make their own judgements about those matters and/or seek independent advice. You assume all risks associated with use of data provided on this page

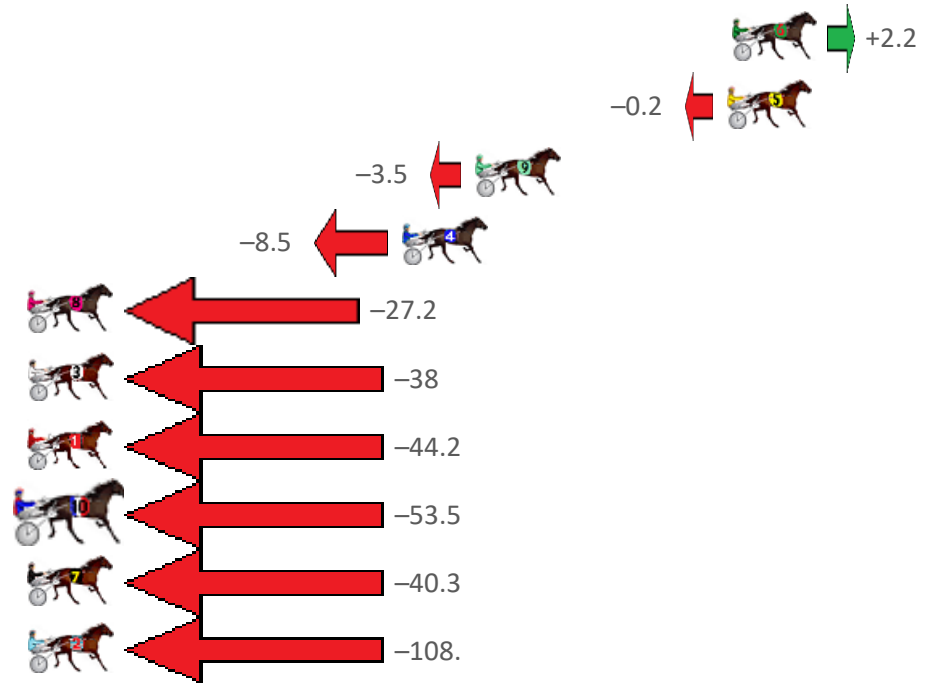
Gloucester Park Race 6 Distance 2130m

Tuesday, 19 December 2023

Gross Time: 2:38.20 MileRate: 1:59.50 LeadTime: 36.00s First Qtr: 31.10s Second Qtr: 31.00s Third Qtr: 29.90s Fourth Qtr: 30.20s

NoHorse	Plc	Mar	800 Posi	400 Posi	Time	3rd Qtr	4th Qtr
6 ZACHARY MARC	1	0.0m	2.2m (2)	0.3m (1)	2:38.20	29.76s	30.18s
5 CHASING COOPER	2	0.2m	0.0m (1)	0.0m (0)	2:38.22	29.90s	30.22s
9 DUNAMIS	3	10.2m	6.7m (2)	4.9m (1)	2:39.01	29.76s	30.64s
4 TORREVEAN VELOCE	4	13.1m	4.6m (1)	5.6m (0)	2:39.24	29.98s	30.82s
8 PACIFIC EAGLE	5	36.1m	8.9m (1)	15.0m (0)	2:41.05	30.36s	31.93s
3 AXLE ROCKS	6	44.0m	6.2m (0)	39.1m (1)	2:41.68	32.36s	30.76s
1 THINGS CHANGE	7	54.7m	10.5m (0)	36.7m (0)	2:42.53	31.86s	31.79s
10 HOKULANI	8	65.9m	12.4m (2)	27.6m (0)	2:43.41	31.04s	33.35s
7 FARRIERS TROUBLE	9	94.7m	54.4m (0)	62.6m (0)	2:45.69	30.54s	33.01s
2 LUCKSAFORTUNE	10	110.5m	2.2m (0)	46.0m (0)	2:46.94	33.18s	35.50s

Finish Position and metres gained from 800m





PJ Harness Analyser

Sectional Analysis Software - Not just a formguide!

www.facebook.com/PJHarnessRacing



RISE Digital, Harness Racing Australia nor the provider accepts any responsibility for the completeness or accuracy of any of the information contained herein, and makes no representations about its suitability for any particular purpose. Users should make their own judgements about those matters and/or seek independent advice. You assume all risks associated with use of data provided on this page

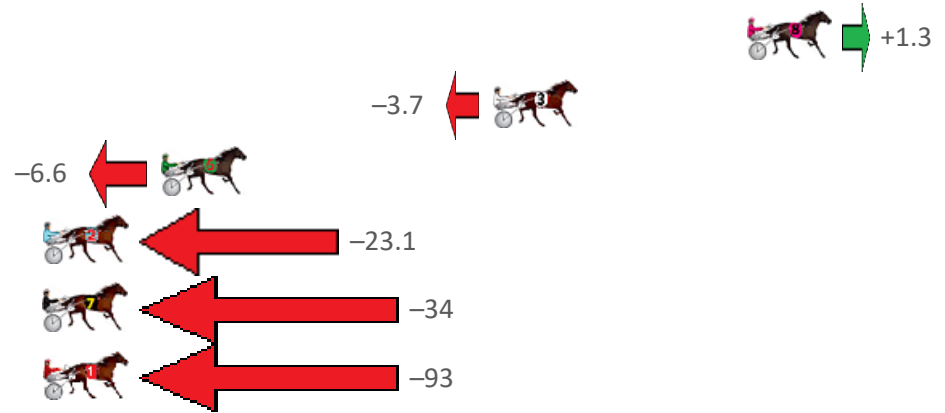
Gloucester Park Race 7 Distance 2130m

Tuesday, 19 December 2023

Gross Time: 2:37.00 MileRate: 1:58.60 LeadTime: 36.20s First Qtr: 29.60s Second Qtr: 30.30s Third Qtr: 30.70s Fourth Qtr: 30.20s

NoHorse	Plc	Mar	800 Posi	400 Posi	Time	3rd Qtr	4th Qtr
8 BARBADOS	1	0.0m	1.3m (1)	0.6m (1)	2:37.00	30.64s	30.16s
3 SHOOT THROUGH	2	10.1m	6.4m (1)	4.3m (1)	2:37.80	30.54s	30.68s
6 RODGER JAMES	3	23.3m	16.7m (0)	15.3m (0)	2:38.84	30.60s	30.88s
2 STEREOPHONIC	4	28.2m	5.1m (0)	5.8m (0)	2:39.23	30.76s	31.99s
7 THE STATE OF ART	5	33.5m	0.0m (0)	0.0m (0)	2:39.65	30.70s	32.85s
1 HOPE	6	105.0m	12.2m (0)	69.8m (0)	2:45.30	35.06s	33.22s

Finish Position and metres gained from 800m





PJ Harness Analyser

Sectional Analysis Software - Not just a formguide!

www.facebook.com/PJHarnessRacing



RISE Digital, Harness Racing Australia nor the provider accepts any responsibility for the completeness or accuracy of any of the information contained herein, and makes no representations about its suitability for any particular purpose. Users should make their own judgements about those matters and/or seek independent advice. You assume all risks associated with use of data provided on this page

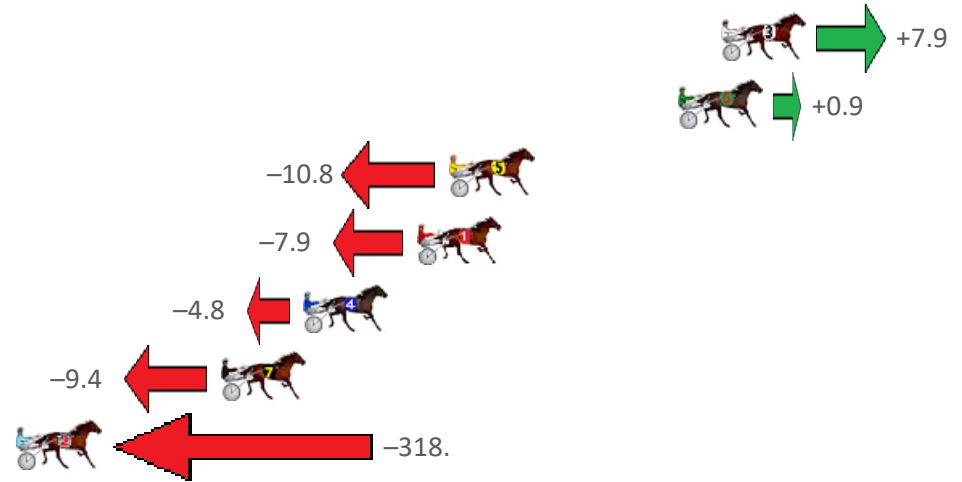
Gloucester Park Race 8 Distance 2130m

Tuesday, 19 December 2023

Gross Time: 2:42.10 MileRate: 2:02.50 LeadTime: 37.70s First Qtr: 32.30s Second Qtr: 30.70s Third Qtr: 30.60s Fourth Qtr: 30.80s

NoHorse	Plc	Mar	800 Posi	400 Posi	Time	3rd Qtr	4th Qtr
3 AMERICAN DUTCHES	1	0.0m	7.9m (0)	4.3m (2)	2:42.10	30.32s	30.48s
6 SASSY ANNIE	2	1.7m	2.6m (1)	0.3m (1)	2:42.24	30.42s	30.91s
5 DISPATCHER	3	10.8m	0.0m (0)	0.0m (0)	2:42.97	30.60s	31.67s
1 RADIANT BAY	4	12.1m	4.2m (0)	4.2m (0)	2:43.07	30.60s	31.45s
4 SWEETEST THING	5	16.6m	11.8m (0)	9.2m (0)	2:43.44	30.40s	31.44s
7 CUTTING ROSES	6	19.9m	10.5m (1)	10.8m (1)	2:43.70	30.62s	31.58s
2 OUR EAGLE BAY	7	325.7m	6.8m (1)	3.7m (1)	3:08.34	30.36s	56.76s

Finish Position and metres gained from 800m





PJ Harness Analyser

Sectional Analysis Software - Not just a formguide!

www.facebook.com/PJHarnessRacing



RISE Digital, Harness Racing Australia nor the provider accepts any responsibility for the completeness or accuracy of any of the information contained herein, and makes no representations about its suitability for any particular purpose. Users should make their own judgements about those matters and/or seek independent advice. You assume all risks associated with use of data provided on this page