

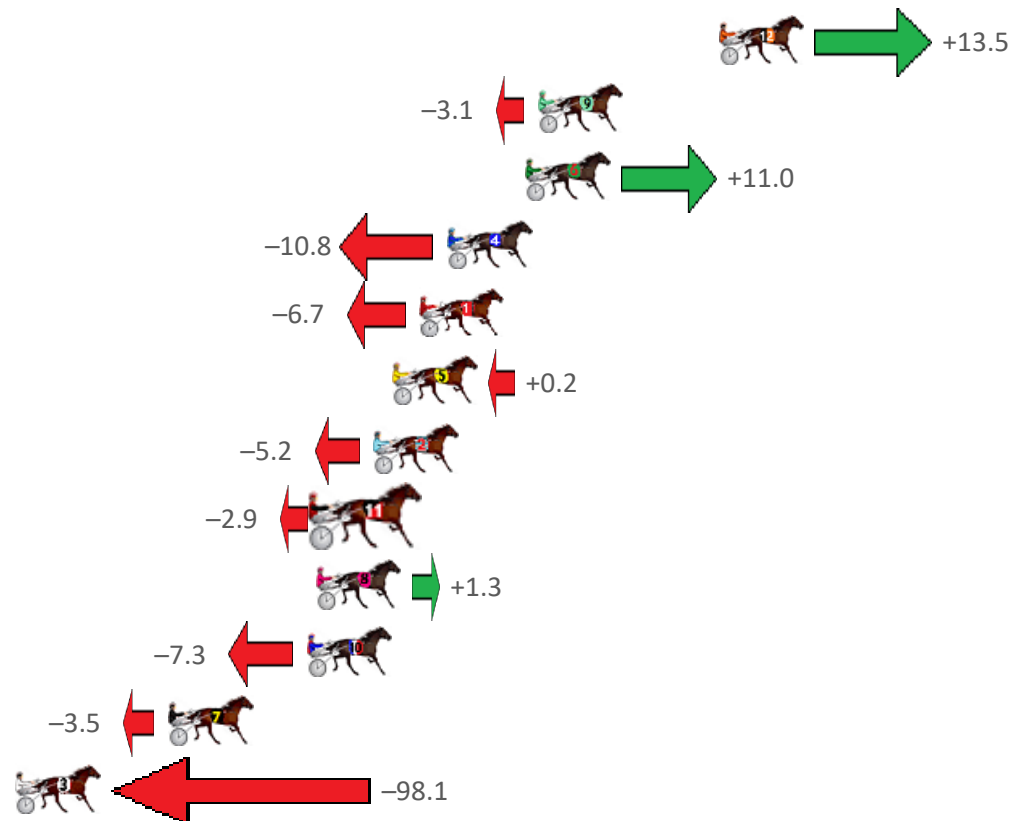
# Gloucester Park Race 1 Distance 2130m

Friday, 22 December 2023

Gross Time: 2:33.50 MileRate: 1:56.00 LeadTime: 35.30s First Qtr: 30.10s Second Qtr: 30.10s Third Qtr: 29.30s Fourth Qtr: 28.70s

NoHorse	Plc	Mar	800 Posi	400 Posi	Time	3rd Qtr	4th Qtr
12 CROWD CONTROL	1	0.0m	13.5m (2)	1.4m (1)	2:33.50	28.42s	28.60s
9 ROCK ARTIST	2	7.2m	4.1m (1)	5.6m (0)	2:34.04	29.40s	28.84s
6 ALL IS WELL	3	7.7m	18.7m (1)	11.2m (3)	2:34.08	28.75s	28.47s
4 TANTABIDDI	4	10.8m	0.0m (1)	0.0m (0)	2:34.31	29.30s	29.51s
1 BARBADOS	5	11.9m	5.2m (0)	10.3m (1)	2:34.40	29.66s	28.85s
5 ELWADDELL	6	13.0m	13.2m (0)	18.9m (0)	2:34.48	29.70s	28.32s
2 INSTA GATOR	7	13.7m	8.5m (1)	11.4m (2)	2:34.53	29.50s	28.91s
11 FLASHING ARK	8	15.8m	12.9m (1)	16.1m (1)	2:34.69	29.52s	28.73s
8 ROCKET CITY	9	16.0m	17.3m (2)	7.0m (2)	2:34.71	28.54s	29.40s
10 FRANCO MECCA	10	16.4m	9.1m (0)	14.7m (0)	2:34.74	29.70s	28.88s
7 LORD TITANIUM	11	21.9m	18.4m (0)	15.6m (3)	2:35.15	29.09s	29.22s
3 ERA	12	98.9m	0.8m (0)	10.3m (0)	2:40.95	29.98s	35.41s

Finish Position and metres gained from 800m



## PJ Harness Analyser

Sectional Analysis Software – Not just a formguide!

[www.facebook.com/PJHarnessRacing](https://www.facebook.com/PJHarnessRacing)



RISE Digital, Harness Racing Australia nor the provider accepts any responsibility for the completeness or accuracy of any of the information contained herein, and makes no representations about its suitability for any particular purpose. Users should make their own judgements about those matters and/or seek independent advice. You assume all risks associated with use of data provided on this page

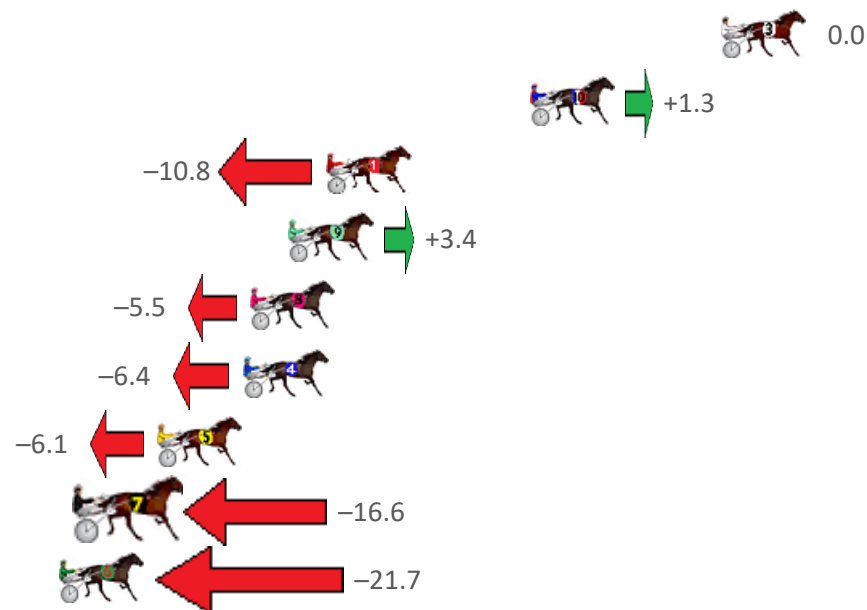
# Gloucester Park Race 2 Distance 2130m

Friday, 22 December 2023

Gross Time: 2:34.40 MileRate: 1:56.60 LeadTime: 38.20s First Qtr: 30.50s Second Qtr: 29.20s Third Qtr: 28.10s Fourth Qtr: 28.40s

NoHorse	Plc	Mar	800 Posi	400 Posi	Time	3rd Qtr	4th Qtr
3 FLYING RUMOUR	1	0.0m	0.0m (0)	0.0m (0)	2:34.40	28.10s	28.40s
10 LOUCID DREAMS	2	7.6m	8.9m (0)	12.3m (0)	2:34.97	28.34s	28.11s
1 DOVE CRY	3	15.7m	4.9m (0)	8.0m (0)	2:35.57	28.32s	29.01s
9 SOHO SANTORINI	4	17.2m	20.6m (0)	13.8m (3)	2:35.68	27.63s	28.72s
8 BURGHLEY SHARD	5	18.7m	13.2m (0)	16.5m (0)	2:35.80	28.34s	28.64s
4 OUR SHELLEY BEACH	6	19.0m	12.6m (1)	17.2m (2)	2:35.82	28.42s	28.61s
5 BELLEZZA NERA	7	22.4m	16.3m (1)	17.7m (1)	2:36.07	28.20s	28.83s
7 PER ARDUA AD ASTR	8	25.2m	8.6m (1)	13.2m (2)	2:36.28	28.42s	29.36s
6 PELIGROSO	9	26.3m	4.6m (1)	12.0m (1)	2:36.36	28.62s	29.52s

Finish Position and metres gained from 800m



## PJ Harness Analyser

Sectional Analysis Software – Not just a formguide!

[www.facebook.com/PJHarnessRacing](https://www.facebook.com/PJHarnessRacing)



RISE Digital, Harness Racing Australia nor the provider accepts any responsibility for the completeness or accuracy of any of the information contained herein, and makes no representations about its suitability for any particular purpose. Users should make their own judgements about those matters and/or seek independent advice. You assume all risks associated with use of data provided on this page

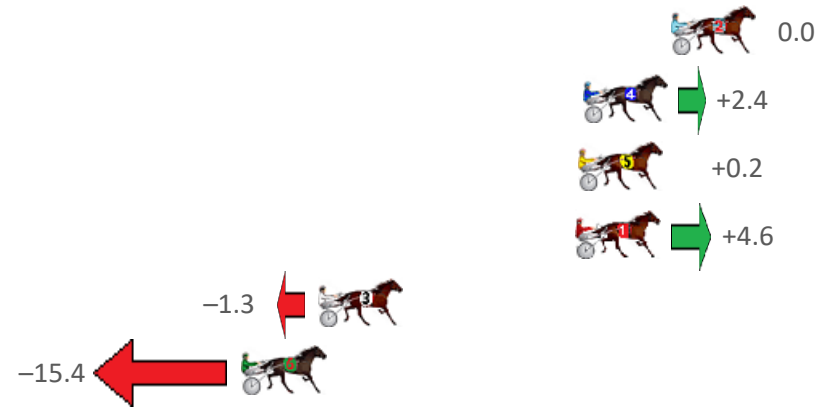
# Gloucester Park Race 3 Distance 2130m

Friday, 22 December 2023

Gross Time: 2:33.00 MileRate: 1:55.60 LeadTime: 36.80s First Qtr: 30.30s Second Qtr: 29.40s Third Qtr: 28.60s Fourth Qtr: 27.90s

NoHorse	Plc	Mar	800 Posi	400 Posi	Time	3rd Qtr	4th Qtr
2 MACHNIFICENT	1	0.0m	0.0m (0)	0.0m (0)	2:33.00	28.60s	27.90s
4 EL CHEMA	2	3.5m	5.9m (1)	1.8m (2)	2:33.26	28.30s	28.03s
5 ELDAYTONA	3	3.7m	3.9m (0)	4.3m (0)	2:33.27	28.62s	27.87s
1 CORDERO	4	3.8m	8.4m (0)	9.7m (0)	2:33.28	28.68s	27.50s
3 THOMSON BAY	5	14.0m	12.7m (0)	14.0m (0)	2:34.03	28.68s	27.95s
6 MR FANTASTIC	6	17.1m	1.7m (1)	3.2m (1)	2:34.25	28.70s	28.93s

## Finish Position and metres gained from 800m



**PJ Harness Analyser**  
Sectional Analysis Software – Not just a formguide!

[www.facebook.com/PJHarnessRacing](https://www.facebook.com/PJHarnessRacing)



RISE Digital, Harness Racing Australia nor the provider accepts any responsibility for the completeness or accuracy of any of the information contained herein, and makes no representations about its suitability for any particular purpose. Users should make their own judgements about those matters and/or seek independent advice. You assume all risks associated with use of data provided on this page

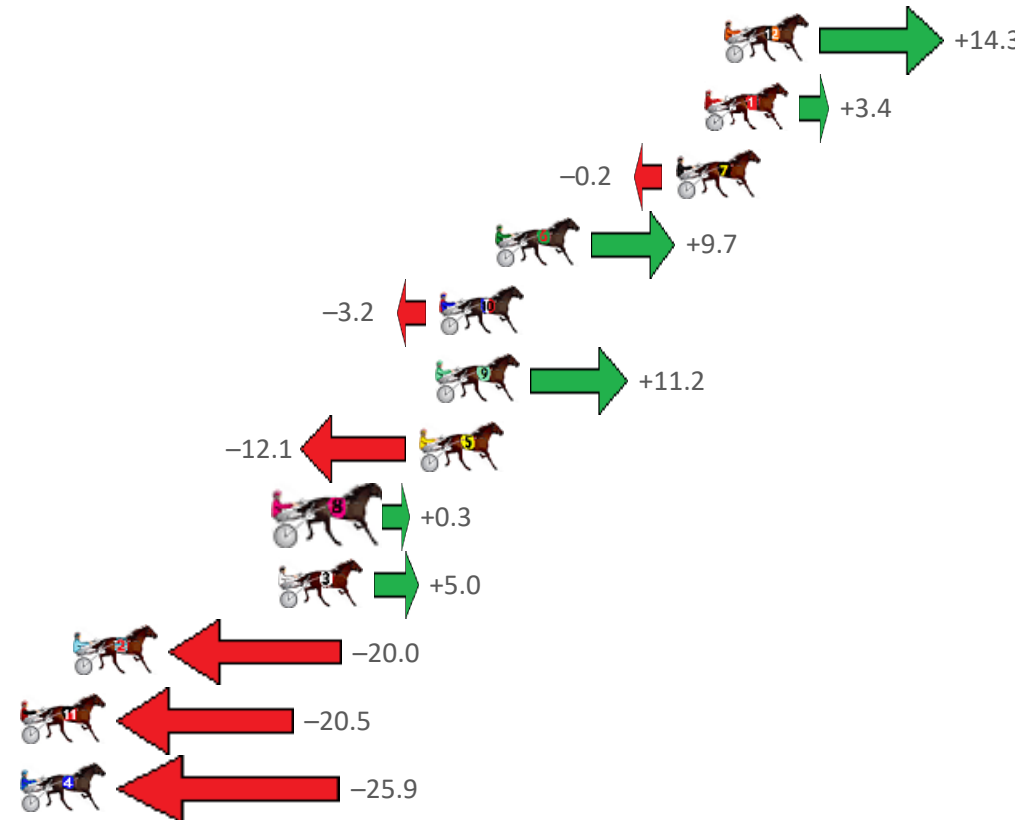
# Gloucester Park Race 4 Distance 2130m

Friday, 22 December 2023

Gross Time: 2:34.20 MileRate: 1:56.50 LeadTime: 34.90s First Qtr: 31.60s Second Qtr: 29.60s Third Qtr: 28.70s Fourth Qtr: 29.40s

NoHorse	Plc	Mar	800 Posi	400 Posi	Time	3rd Qtr	4th Qtr
12 ALCOPONY	1	0.0m	14.3m (1)	8.4m (2)	2:34.20	28.28s	28.80s
1 ARDENS HORIZON	2	0.8m	4.2m (0)	4.4m (0)	2:34.26	28.72s	29.14s
7 ARMA XFACTOR	3	1.9m	1.7m (1)	1.1m (1)	2:34.35	28.66s	29.46s
6 WHOS THE DAD	4	9.1m	18.8m (1)	13.4m (2)	2:34.90	28.32s	29.14s
10 STAMFORD	5	11.3m	8.1m (0)	8.9m (0)	2:35.07	28.76s	29.63s
9 SOHO DOW JONES	6	11.5m	22.7m (0)	19.2m (2)	2:35.09	28.46s	28.90s
5 HOPPYS WAY	7	12.1m	0.0m (0)	0.0m (0)	2:35.13	28.70s	30.33s
8 AMERICAN BULLITT	8	17.4m	17.7m (0)	19.4m (1)	2:35.54	28.84s	29.34s
3 TIGER ROYAL	9	17.7m	22.7m (1)	19.5m (3)	2:35.56	28.49s	29.36s
2 CARANA	10	25.9m	5.9m (1)	8.6m (1)	2:36.20	28.90s	30.77s
11 LONGREACH BAY	11	30.9m	10.4m (1)	14.4m (1)	2:36.58	29.00s	30.74s
4 MY ULTIMATE CHEV	12	38.5m	12.6m (0)	16.6m (0)	2:37.17	29.00s	31.17s

## Finish Position and metres gained from 800m



**PJ Harness Analyser**  
Sectional Analysis Software – Not just a formguide!

[www.facebook.com/PJHarnessRacing](https://www.facebook.com/PJHarnessRacing)



RISE Digital, Harness Racing Australia nor the provider accepts any responsibility for the completeness or accuracy of any of the information contained herein, and makes no representations about its suitability for any particular purpose. Users should make their own judgements about those matters and/or seek independent advice. You assume all risks associated with use of data provided on this page

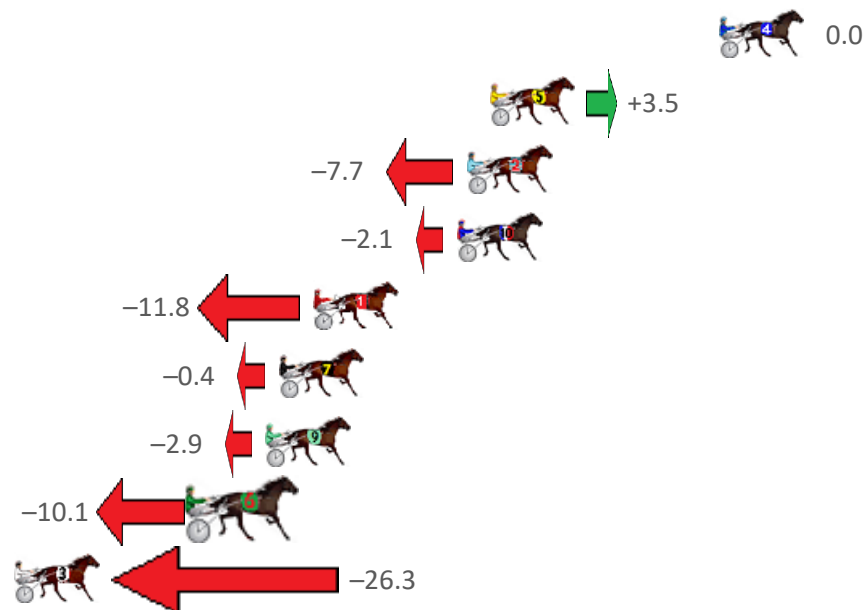
# Gloucester Park Race 5 Distance 2130m

Friday, 22 December 2023

Gross Time: 2:32.80 MileRate: 1:55.50 LeadTime: 36.90s First Qtr: 30.40s Second Qtr: 29.50s Third Qtr: 28.20s Fourth Qtr: 27.80s

NoHorse	Plc	Mar	800 Posi	400 Posi	Time	3rd Qtr	4th Qtr
4 STENO	1	0.0m	0.0m (0)	0.0m (0)	2:32.80	28.20s	27.80s
5 THREE RUMOURS	2	9.1m	12.6m (0)	14.1m (0)	2:33.47	28.30s	27.49s
2 CYCLONE CHARLOTT	3	10.0m	2.3m (1)	3.5m (1)	2:33.53	28.28s	28.29s
10 TAKING THE MIKI	4	10.4m	8.3m (0)	10.4m (0)	2:33.56	28.34s	27.84s
1 WONDERFUL TO FLY	5	16.1m	4.3m (0)	6.6m (0)	2:33.98	28.36s	28.52s
7 PAROQUET	6	17.5m	17.1m (0)	18.7m (0)	2:34.08	28.30s	27.78s
9 BORN TO BOOGIE	7	18.0m	15.1m (1)	16.4m (1)	2:34.12	28.28s	27.97s
6 THE AMBER HARE	8	20.7m	10.6m (1)	12.4m (1)	2:34.31	28.32s	28.45s
3 AMERICAN ARMA	9	32.9m	6.6m (1)	8.4m (1)	2:35.21	28.32s	29.62s

Finish Position and metres gained from 800m



## PJ Harness Analyser

Sectional Analysis Software – Not just a formguide!

[www.facebook.com/PJHarnessRacing](https://www.facebook.com/PJHarnessRacing)



RISE Digital, Harness Racing Australia nor the provider accepts any responsibility for the completeness or accuracy of any of the information contained herein, and makes no representations about its suitability for any particular purpose. Users should make their own judgements about those matters and/or seek independent advice. You assume all risks associated with use of data provided on this page

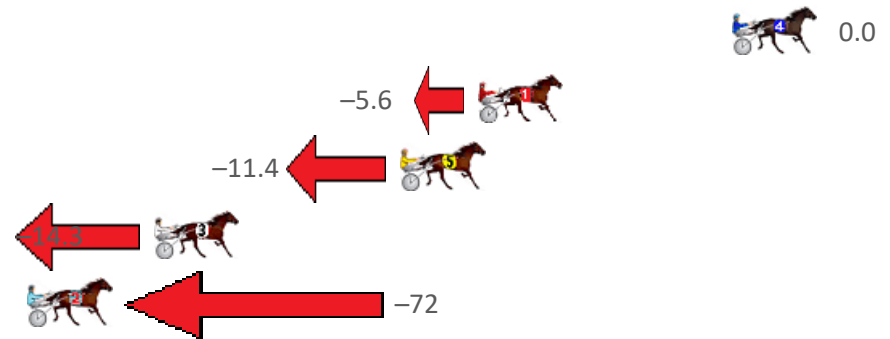
# Gloucester Park Race 6 Distance 2130m

Friday, 22 December 2023

Gross Time: 2:31.70 MileRate: 1:54.70 LeadTime: 37.20s First Qtr: 30.80s Second Qtr: 28.90s Third Qtr: 26.70s Fourth Qtr: 28.10s

NoHorse	Plc	Mar	800 Posi	400 Posi	Time	3rd Qtr	4th Qtr
4 MINSTREL	1	0.0m	0.0m (0)	0.0m (0)	2:31.70	26.70s	28.10s
1 ARMA EINSTEIN	2	10.1m	4.5m (0)	6.5m (0)	2:32.45	26.84s	28.41s
5 LAVRA JOE	3	13.2m	1.8m (1)	2.7m (1)	2:32.67	26.76s	28.89s
3 WITHOUTHETUH	4	23.0m	8.7m (0)	16.7m (0)	2:33.40	27.26s	28.66s
2 VULTAN TIN	5	92.0m	20.2m (0)	60.8m (0)	2:38.49	29.50s	30.75s

Finish Position and metres gained from 800m



## PJ Harness Analyser

Sectional Analysis Software – Not just a formguide!

[www.facebook.com/PJHarnessRacing](https://www.facebook.com/PJHarnessRacing)



RISE Digital, Harness Racing Australia nor the provider accepts any responsibility for the completeness or accuracy of any of the information contained herein, and makes no representations about its suitability for any particular purpose. Users should make their own judgements about those matters and/or seek independent advice. You assume all risks associated with use of data provided on this page



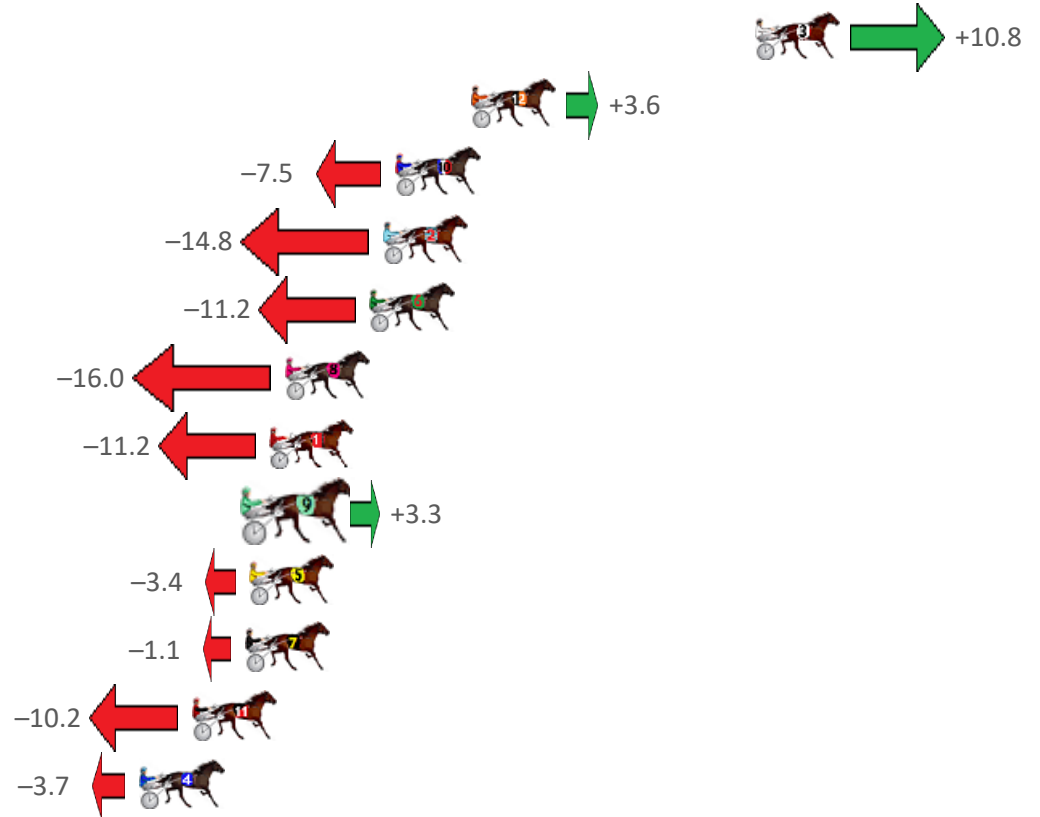
# Gloucester Park Race 7 Distance 2130m

Friday, 22 December 2023

Gross Time: 2:35.20 MileRate: 1:57.30 LeadTime: 36.40s First Qtr: 30.00s Second Qtr: 30.10s Third Qtr: 29.80s Fourth Qtr: 28.90s

NoHorse	Plc	Mar	800 Posi	400 Posi	Time	3rd Qtr	4th Qtr
3 MIGHTHAVTIME	1	0.0m	10.8m (1)	10.2m (1)	2:35.20	29.74s	28.16s
12 ALTA QUEEN	2	11.3m	14.9m (1)	14.3m (1)	2:36.06	29.74s	28.72s
10 CLOUD NINE	3	14.3m	6.8m (1)	6.3m (1)	2:36.28	29.76s	29.52s
2 ADDA SPOILT MAJOR	4	14.8m	0.0m (0)	0.0m (0)	2:36.32	29.80s	30.02s
6 ILLAWONG MUSTAN	5	15.3m	4.1m (0)	4.4m (0)	2:36.36	29.82s	29.74s
8 IDEALINGOLD	6	18.7m	2.7m (1)	2.0m (1)	2:36.62	29.74s	30.18s
1 OUR STAR WATCH	7	19.3m	8.1m (0)	8.2m (0)	2:36.66	29.80s	29.76s
9 YOU FLY WITH ME	8	19.9m	23.2m (1)	22.5m (1)	2:36.71	29.72s	28.77s
5 BATAVIA BLACKHOLE	9	20.1m	16.7m (0)	17.6m (0)	2:36.72	29.84s	29.14s
7 TRIROYALE BRIGADE	10	20.3m	19.2m (1)	18.4m (1)	2:36.74	29.72s	29.10s
11 THE KRAKEN	11	22.4m	12.2m (0)	12.9m (0)	2:36.90	29.84s	29.66s
4 MACHLANI	12	24.5m	20.8m (0)	21.7m (0)	2:37.06	29.84s	29.18s

Finish Position and metres gained from 800m



**PJ Harness Analyser**  
Sectional Analysis Software – Not just a formguide!

www.facebook.com/PJHarnessRacing



RISE Digital, Harness Racing Australia nor the provider accepts any responsibility for the completeness or accuracy of any of the information contained herein, and makes no representations about its suitability for any particular purpose. Users should make their own judgements about those matters and/or seek independent advice. You assume all risks associated with use of data provided on this page

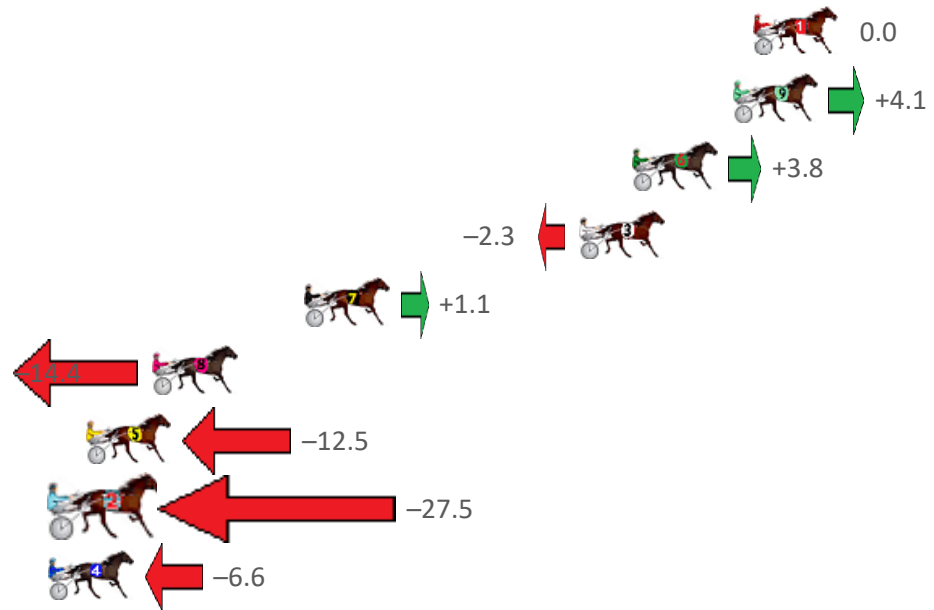
# Gloucester Park Race 8 Distance 2503m

Friday, 22 December 2023

Gross Time: 3:15.50 MileRate: 2:05.70 LeadTime: 73.00s First Qtr: 31.40s Second Qtr: 30.70s Third Qtr: 29.80s Fourth Qtr: 30.60s

NoHorse	Plc	Mar	800 Posi	400 Posi	Time	3rd Qtr	4th Qtr
1 EVAS IMAGE	1	0.0m	0.0m (0)	0.0m (0)	3:15.50	29.80s	30.60s
9 PATCHED	2	0.8m	4.9m (1)	6.5m (2)	3:15.56	29.92s	30.18s
6 POSSEIDON	3	4.8m	8.6m (0)	10.2m (2)	3:15.88	29.92s	30.22s
3 ELEGANT PEAK	4	6.9m	4.6m (0)	5.3m (0)	3:16.05	29.86s	30.75s
7 KYVALLEY CLICHY	5	17.8m	18.9m (0)	22.4m (1)	3:16.93	30.08s	30.34s
8 LUVAF LAIR	6	23.9m	9.5m (1)	12.3m (3)	3:17.41	30.03s	31.59s
5 TAIMATE ANGUS	7	26.5m	14.0m (0)	19.5m (0)	3:17.62	30.22s	31.26s
2 BEE BEE BEROCC	8	27.5m	0.0m (1)	8.0m (1)	3:17.70	30.40s	32.20s
4 STAY FOCUSED	9	30.6m	24.0m (0)	25.9m (2)	3:17.95	29.96s	31.11s

## Finish Position and metres gained from 800m



**PJ Harness Analyser**  
Sectional Analysis Software – Not just a formguide!

[www.facebook.com/PJHarnessRacing](https://www.facebook.com/PJHarnessRacing)



RISE Digital, Harness Racing Australia nor the provider accepts any responsibility for the completeness or accuracy of any of the information contained herein, and makes no representations about its suitability for any particular purpose. Users should make their own judgements about those matters and/or seek independent advice. You assume all risks associated with use of data provided on this page



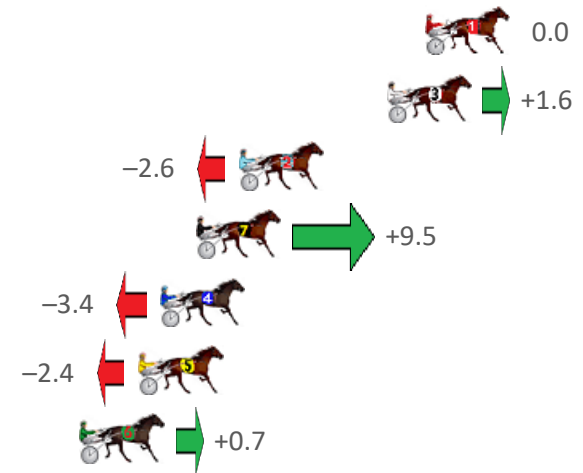
# Gloucester Park Race 9 Distance 2130m

Friday, 22 December 2023

Gross Time: 2:36.50 MileRate: 1:58.30 LeadTime: 38.60s First Qtr: 30.90s Second Qtr: 28.80s Third Qtr: 28.50s Fourth Qtr: 29.70s

NoHorse	Plc	Mar	800 Posi	400 Posi	Time	3rd Qtr	4th Qtr
1 FIREROCKFIREROLL	1	0.0m	0.0m (0)	0.0m (0)	2:36.50	28.50s	29.70s
3 RUPERT OF LINCOLN	2	1.5m	3.1m (1)	4.2m (1)	2:36.62	28.58s	29.51s
2 MADDY MADDY	3	7.4m	4.8m (0)	5.5m (0)	2:37.08	28.56s	29.88s
7 OCTOBER REIGN	4	9.1m	18.6m (0)	16.9m (2)	2:37.21	28.40s	29.18s
4 ALFREDI	5	10.5m	7.1m (1)	10.3m (1)	2:37.32	28.74s	29.78s
5 GOOD TIMES AHEAD	6	11.4m	9.0m (0)	11.6m (0)	2:37.39	28.70s	29.75s
6 TUBBS FARQUHAR	7	13.7m	14.4m (0)	15.2m (1)	2:37.57	28.58s	29.66s

## Finish Position and metres gained from 800m







# PJ Harness Analyser

Sectional Analysis Software – Not just a formguide!

[www.facebook.com/PJHarnessRacing](https://www.facebook.com/PJHarnessRacing)



RISE Digital, Harness Racing Australia nor the provider accepts any responsibility for the completeness or accuracy of any of the information contained herein, and makes no representations about its suitability for any particular purpose. Users should make their own judgements about those matters and/or seek independent advice. You assume all risks associated with use of data provided on this page