

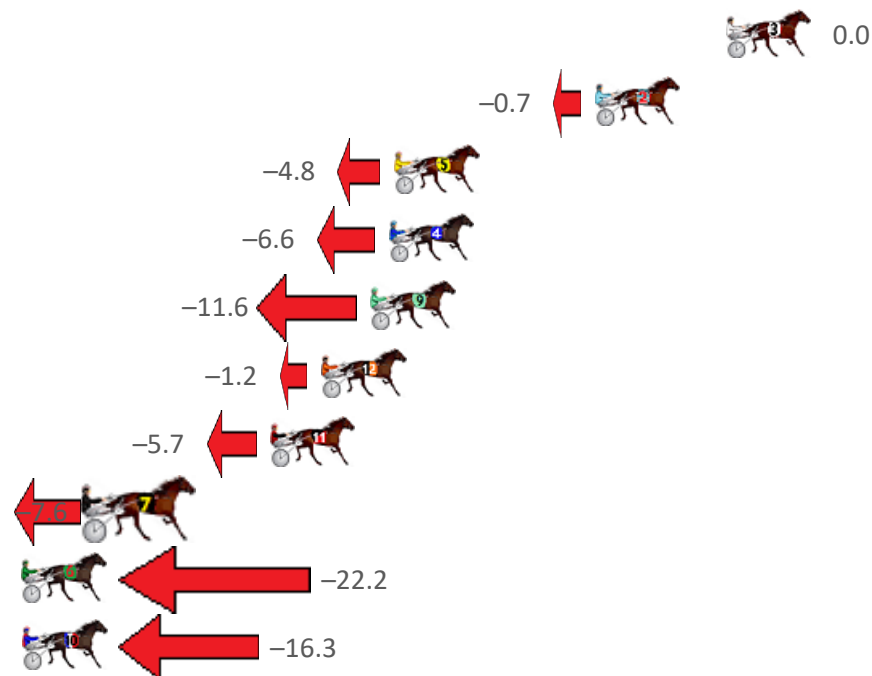
Gloucester Park Race 1 Distance 2130m

Friday, 29 December 2023

Gross Time: 2:33.80 MileRate: 1:56.20 LeadTime: 37.10s First Qtr: 30.50s Second Qtr: 29.40s Third Qtr: 28.60s Fourth Qtr: 28.20s

NoHorse	Plc	Mar	800 Posi	400 Posi	Time	3rd Qtr	4th Qtr
3 HALLE HUNTER	1	0.0m	0.0m (0)	0.0m (0)	2:33.80	28.60s	28.20s
2 QUATTROSE	2	5.2m	4.5m (0)	4.3m (0)	2:34.19	28.58s	28.29s
5 NANCY KAY	3	13.2m	8.4m (0)	10.2m (0)	2:34.78	28.72s	28.46s
4 UNLUCKY	4	13.4m	6.8m (1)	8.5m (1)	2:34.79	28.72s	28.59s
9 ZEPHYRA	5	14.1m	2.5m (1)	3.4m (1)	2:34.84	28.66s	29.00s
12 ALLAGLOW	6	16.1m	14.9m (1)	16.8m (1)	2:34.99	28.72s	28.21s
11 EKARA NAVAJO	7	18.1m	12.4m (0)	14.2m (0)	2:35.14	28.72s	28.54s
7 POCKETFUL OF OPAL	8	25.1m	17.5m (0)	19.8m (0)	2:35.66	28.76s	28.66s
6 SPORTING GRACE	9	32.9m	10.7m (1)	12.5m (1)	2:36.24	28.72s	29.76s
10 THORIUM ENERGY	10	38.8m	22.5m (0)	27.2m (0)	2:36.68	28.92s	29.16s

Finish Position and metres gained from 800m



PJ Harness Analyser

Sectional Analysis Software - Not just a formguide!

www.facebook.com/PJHarnessRacing



RISE Digital, Harness Racing Australia nor the provider accepts any responsibility for the completeness or accuracy of any of the information contained herein, and makes no representations about its suitability for any particular purpose. Users should make their own judgements about those matters and/or seek independent advice. You assume all risks associated with use of data provided on this page

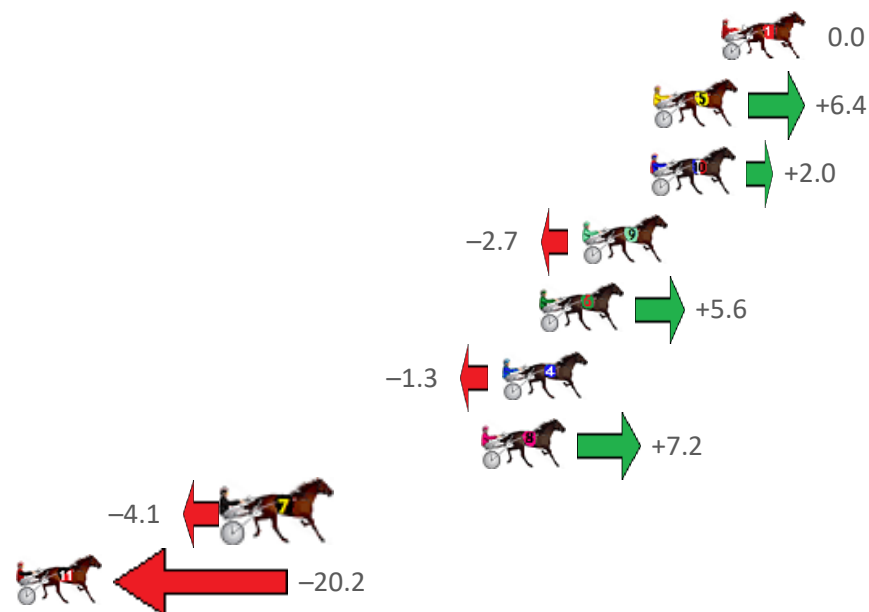
Gloucester Park Race 2 Distance 2130m

Friday, 29 December 2023

Gross Time: 2:36.40 MileRate: 1:58.20 LeadTime: 37.70s First Qtr: 32.10s Second Qtr: 30.00s Third Qtr: 28.40s Fourth Qtr: 28.20s

NoHorse	Plc	Mar	800 Posi	400 Posi	Time	3rd Qtr	4th Qtr
1 ADDA SPOILT MAJOR	1	0.0m	0.0m (0)	0.0m (0)	2:36.40	28.40s	28.20s
5 FEELING ACES	2	2.7m	9.1m (0)	8.5m (0)	2:36.60	28.36s	27.80s
10 FLYING RUMOUR	3	2.8m	4.8m (0)	4.6m (0)	2:36.61	28.38s	28.09s
9 SUGAR APPLE	4	5.5m	2.8m (1)	1.0m (1)	2:36.81	28.27s	28.54s
6 BETTOR MOVE ALON	5	7.2m	12.8m (0)	12.5m (0)	2:36.93	28.38s	27.85s
4 COWBOYS N BANDIT	6	8.7m	7.4m (1)	4.9m (1)	2:37.04	28.22s	28.50s
8 PER ARDUA AD ASTR	7	9.5m	16.7m (0)	15.7m (1)	2:37.10	28.32s	27.80s
7 BURGHLEY SHARD	8	19.4m	15.3m (1)	9.4m (1)	2:37.84	27.98s	28.98s
11 PAUL EDWARD	9	31.3m	11.1m (1)	6.9m (2)	2:38.72	28.10s	30.04s

Finish Position and metres gained from 800m







PJ Harness Analyser

Sectional Analysis Software – Not just a formguide!

www.facebook.com/PJHarnessRacing



RISE Digital, Harness Racing Australia nor the provider accepts any responsibility for the completeness or accuracy of any of the information contained herein, and makes no representations about its suitability for any particular purpose. Users should make their own judgements about those matters and/or seek independent advice. You assume all risks associated with use of data provided on this page


Gloucester Park Race 3 Distance 2130m

Friday, 29 December 2023

Gross Time: 2:33.90 MileRate: 1:56.30 LeadTime: 36.90s First Qtr: 29.80s Second Qtr: 29.60s Third Qtr: 28.20s Fourth Qtr: 29.40s

NoHorse	Plc	Mar	800 Posi	400 Posi	Time	3rd Qtr	4th Qtr
2 ALL IS WELL	1	0.0m	1.2m (0)	0.0m (0)	2:33.90	28.12s	29.40s
10 TAKING THE MIKI	2	8.2m	0.0m (1)	1.4m (1)	2:34.53	28.30s	29.93s
7 IMA FIVESTAR GENE	3	18.7m	8.3m (1)	20.2m (2)	2:35.34	29.06s	29.40s
9 PAROQUET	4	23.7m	21.1m (0)	30.7m (0)	2:35.73	28.92s	29.03s
11 OCTOBER REIGN	5	24.9m	15.7m (0)	26.8m (0)	2:35.82	29.02s	29.40s
1 RODGER JAMES	6	28.3m	12.0m (0)	22.6m (0)	2:36.08	28.98s	29.96s
12 ARDENS HORIZON	7	29.9m	11.7m (2)	24.9m (2)	2:36.20	29.16s	29.92s
5 TUBBS FARQUHAR	8	31.8m	17.4m (1)	30.5m (1)	2:36.35	29.16s	29.67s
3 GOOD TIMES AHEAD	9	34.5m	6.6m (0)	18.2m (0)	2:36.56	29.04s	30.76s
4 STATE OF HEAVEN	10	36.0m	26.3m (0)	36.0m (0)	2:36.68	28.94s	29.60s
6 RUPERT OF LINCOLN	11	40.0m	12.8m (1)	26.3m (1)	2:36.98	29.18s	30.60s
8 DOC HOLLIDAY	12	43.9m	4.0m (1)	19.0m (1)	2:37.28	29.28s	31.42s

Finish Position and metres gained from 800m



PJ Harness Analyser

Sectional Analysis Software – Not just a formguide!

www.facebook.com/PJHarnessRacing



RISE Digital, Harness Racing Australia nor the provider accepts any responsibility for the completeness or accuracy of any of the information contained herein, and makes no representations about its suitability for any particular purpose. Users should make their own judgements about those matters and/or seek independent advice. You assume all risks associated with use of data provided on this page

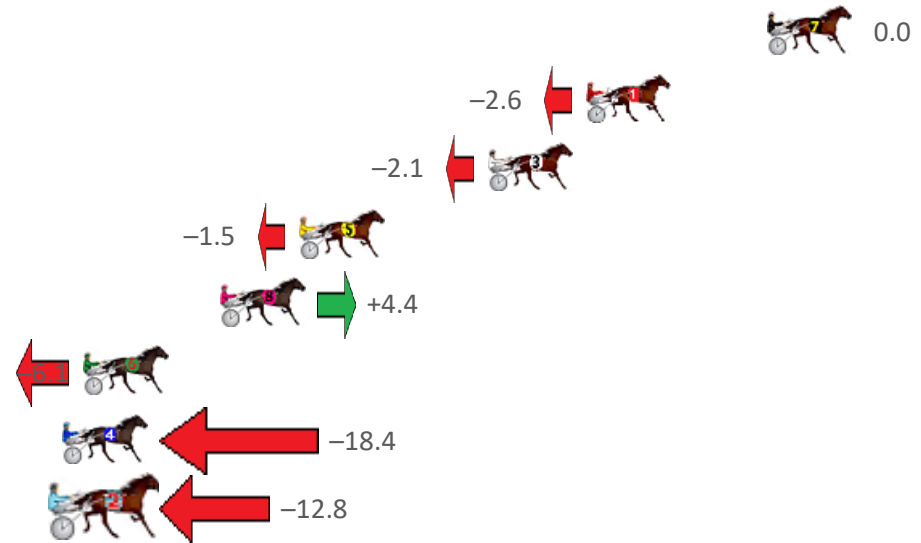
Gloucester Park Race 4 Distance 2130m

Friday, 29 December 2023

Gross Time: 2:33.00 MileRate: 1:55.60 LeadTime: 36.60s First Qtr: 31.50s Second Qtr: 30.00s Third Qtr: 27.80s Fourth Qtr: 27.10s

NoHorse	Plc	Mar	800 Posi	400 Posi	Time	3rd Qtr	4th Qtr
7 LAVRA JOE	1	0.0m	0.0m (0)	0.0m (0)	2:33.00	27.80s	27.10s
1 ARMA EINSTEIN	2	7.2m	4.6m (0)	5.0m (0)	2:33.51	27.82s	27.27s
3 RUBINS PLIGHT	3	11.1m	9.0m (0)	8.8m (0)	2:33.79	27.78s	27.29s
5 GALACTIC STAR	4	18.6m	17.1m (0)	19.6m (0)	2:34.33	27.96s	27.09s
8 MACHNIFICENT	5	21.7m	26.1m (0)	29.0m (0)	2:34.55	27.98s	26.67s
6 VULTAN TIN	6	27.2m	21.1m (0)	24.6m (0)	2:34.94	28.02s	27.36s
4 BABYFACE ADDA	7	31.4m	13.0m (0)	15.3m (0)	2:35.24	27.94s	28.30s
2 BLITZEMBYE	8	43.5m	30.7m (0)	33.4m (0)	2:36.10	27.96s	27.92s

Finish Position and metres gained from 800m







Harness Analyser

Sectional Analysis Software – Not just a formguide!

www.facebook.com/PJHarnessRacing



RISE Digital, Harness Racing Australia nor the provider accepts any responsibility for the completeness or accuracy of any of the information contained herein, and makes no representations about its suitability for any particular purpose. Users should make their own judgements about those matters and/or seek independent advice. You assume all risks associated with use of data provided on this page


Gloucester Park Race 5 Distance 2130m

Friday, 29 December 2023

Gross Time: 2:36.20 MileRate: 1:58.00 LeadTime: 37.40s First Qtr: 31.80s Second Qtr: 29.80s Third Qtr: 28.50s Fourth Qtr: 28.70s

NoHorse	Plc	Mar	800 Posi	400 Posi	Time	3rd Qtr	4th Qtr
5 SOVRANA	1	0.0m	0.0m (0)	0.0m (0)	2:36.20	28.50s	28.70s
3 MIGHTHAVTIME	2	1.6m	5.4m (1)	5.4m (1)	2:36.32	28.50s	28.44s
2 FLEUR DU MAQUIS	3	2.3m	1.1m (1)	1.4m (1)	2:36.37	28.52s	28.77s
1 MACHS LEGACY	4	3.8m	8.5m (0)	8.2m (0)	2:36.49	28.48s	28.41s
4 QUEENINTHECORNE	5	5.0m	4.0m (0)	4.2m (0)	2:36.58	28.52s	28.78s
6 IM THEMIGHTYLUCY	6	5.8m	13.0m (1)	13.0m (1)	2:36.64	28.50s	28.22s
12 ARTISTIC SCRIBE	7	7.9m	9.3m (1)	9.3m (1)	2:36.80	28.50s	28.63s
7 ALTA QUEEN	8	9.9m	17.8m (1)	17.2m (1)	2:36.95	28.46s	28.22s
10 TRIPLE BRIE	9	10.3m	13.6m (0)	12.4m (0)	2:36.98	28.42s	28.60s
11 ZYANYA	10	12.4m	18.4m (0)	17.2m (0)	2:37.13	28.42s	28.41s
9 DOVE CRY	11	15.1m	22.3m (1)	21.1m (1)	2:37.34	28.42s	28.34s
8 MADDY MADDY	12	17.7m	22.6m (0)	21.7m (0)	2:37.53	28.44s	28.49s

Finish Position and metres gained from 800m



PJ Harness Analyser
Sectional Analysis Software – Not just a formguide!

www.facebook.com/PJHarnessRacing



RISE Digital, Harness Racing Australia nor the provider accepts any responsibility for the completeness or accuracy of any of the information contained herein, and makes no representations about its suitability for any particular purpose. Users should make their own judgements about those matters and/or seek independent advice. You assume all risks associated with use of data provided on this page

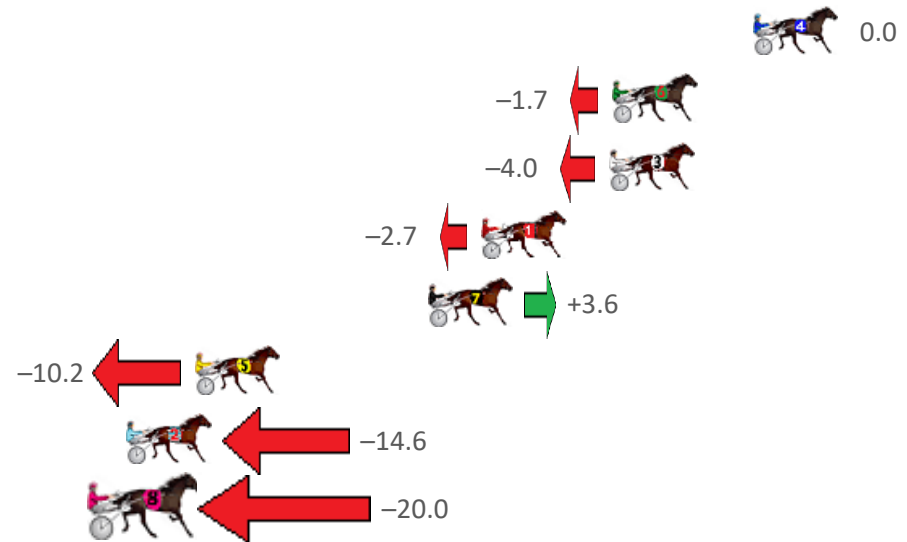
Gloucester Park Race 6 Distance 2130m

Friday, 29 December 2023

Gross Time: 2:34.60 MileRate: 1:56.80 LeadTime: 36.70s First Qtr: 31.60s Second Qtr: 29.50s Third Qtr: 28.80s Fourth Qtr: 28.00s

NoHorse	Plc	Mar	800 Posi	400 Posi	Time	3rd Qtr	4th Qtr
4 ARMA XFACTOR	1	0.0m	0.0m (0)	0.0m (0)	2:34.60	28.80s	28.00s
6 JASPERVELLABEACH	2	5.6m	3.9m (0)	4.3m (0)	2:35.01	28.82s	28.11s
3 CORDERO	3	5.7m	1.7m (1)	2.9m (1)	2:35.02	28.88s	28.22s
1 FIREROCKFIREROLL	4	10.8m	8.1m (0)	8.2m (0)	2:35.39	28.80s	28.21s
7 THOMSON BAY	5	12.9m	16.5m (0)	16.2m (2)	2:35.55	28.76s	27.81s
5 VALBONNE	6	22.2m	12.0m (0)	12.5m (0)	2:36.23	28.82s	28.75s
2 MIDDLEPAGE	7	24.9m	10.3m (1)	13.9m (1)	2:36.43	29.04s	28.85s
8 MY ULTIMATE CHEV	8	25.9m	5.9m (1)	7.4m (1)	2:36.51	28.90s	29.38s

Finish Position and metres gained from 800m



PJ Harness Analyser
Sectional Analysis Software – Not just a formguide!

www.facebook.com/PJHarnessRacing



RISE Digital, Harness Racing Australia nor the provider accepts any responsibility for the completeness or accuracy of any of the information contained herein, and makes no representations about its suitability for any particular purpose. Users should make their own judgements about those matters and/or seek independent advice. You assume all risks associated with use of data provided on this page

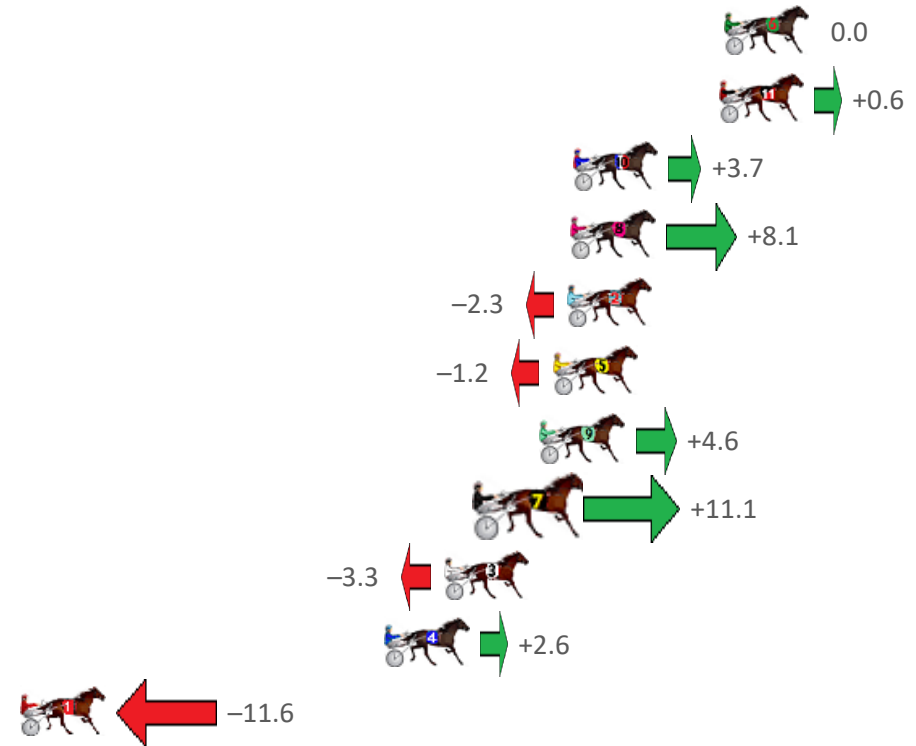
Gloucester Park Race 7 Distance 2503m

Friday, 29 December 2023

Gross Time: 3:11.90 MileRate: 2:03.40 LeadTime: 71.30s First Qtr: 32.20s Second Qtr: 30.90s Third Qtr: 29.00s Fourth Qtr: 28.50s

NoHorse	Plc	Mar	800 Posi	400 Posi	Time	3rd Qtr	4th Qtr
6 COOPER	1	0.0m	0.0m (0)	0.0m (0)	3:11.90	29.00s	28.50s
11 WATCHING OUR COI	2	0.2m	0.8m (1)	2.0m (1)	3:11.91	29.08s	28.37s
10 EXTRAORDINARY MA	3	6.0m	9.7m (1)	10.7m (1)	3:12.35	29.06s	28.19s
8 CARANA	4	6.1m	14.2m (1)	14.6m (1)	3:12.36	29.02s	27.91s
2 HESACHARMER	5	6.2m	3.9m (0)	3.9m (0)	3:12.36	29.00s	28.68s
5 FOLLOW THE DRAGO	6	6.8m	5.6m (1)	6.5m (1)	3:12.41	29.06s	28.55s
9 YANKEE LINCOLN	7	7.3m	11.9m (0)	12.3m (0)	3:12.45	29.02s	28.17s
7 AMERICAN BULLITT	8	9.4m	20.5m (0)	20.4m (0)	3:12.60	28.98s	27.74s
3 DEEORSE	9	11.1m	7.8m (0)	8.4m (0)	3:12.73	29.04s	28.73s
4 YOU FLY WITH ME	10	13.5m	16.1m (0)	16.0m (0)	3:12.91	28.98s	28.37s
1 MISTA EDITORIAL	11	36.9m	25.3m (0)	26.3m (0)	3:14.66	29.06s	29.38s

Finish Position and metres gained from 800m







PJ Harness Analyser

Sectional Analysis Software – Not just a formguide!

www.facebook.com/PJHarnessRacing



RISE Digital, Harness Racing Australia nor the provider accepts any responsibility for the completeness or accuracy of any of the information contained herein, and makes no representations about its suitability for any particular purpose. Users should make their own judgements about those matters and/or seek independent advice. You assume all risks associated with use of data provided on this page

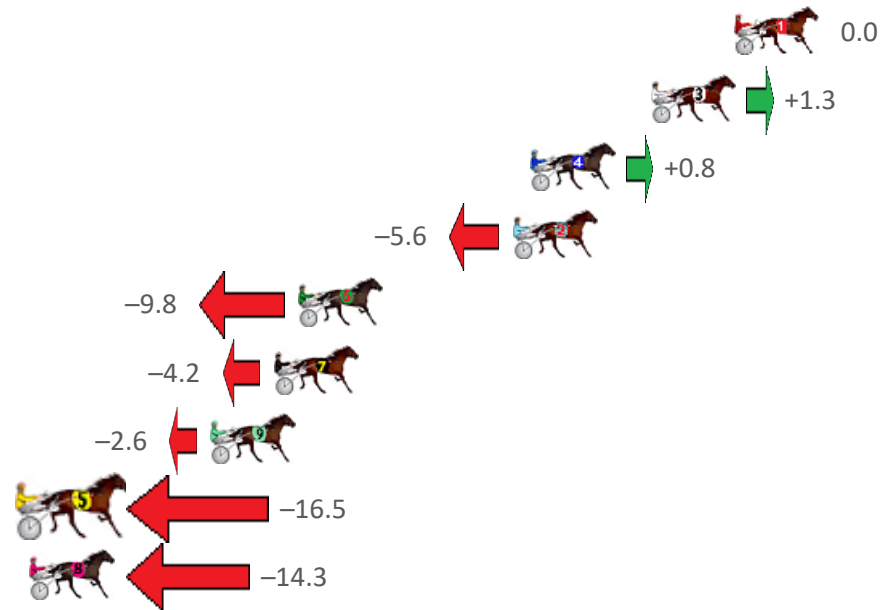
Gloucester Park Race 8 Distance 2130m

Friday, 29 December 2023

Gross Time: 2:36.00 MileRate: 1:57.90 LeadTime: 38.50s First Qtr: 31.40s Second Qtr: 29.60s Third Qtr: 27.90s Fourth Qtr: 28.60s

NoHorse	Plc	Mar	800 Posi	400 Posi	Time	3rd Qtr	4th Qtr
1 ILLAWONG MUSTAN	1	0.0m	0.0m (0)	0.0m (0)	2:36.00	27.90s	28.60s
3 THE KRAKEN	2	3.3m	4.6m (0)	4.9m (0)	2:36.25	27.92s	28.51s
4 FRANKIE J HOLDEN	3	8.1m	8.9m (0)	9.1m (0)	2:36.61	27.92s	28.57s
2 CALIENTE	4	8.8m	3.2m (1)	4.3m (1)	2:36.66	27.98s	28.96s
6 BELLEZZA NERA	5	17.3m	7.5m (1)	8.9m (1)	2:37.30	28.00s	29.28s
7 OUR STAR WATCH	6	18.3m	14.1m (0)	17.7m (0)	2:37.37	28.16s	28.73s
9 APOLOGIZE	7	20.8m	18.2m (0)	22.5m (0)	2:37.56	28.22s	28.58s
5 BATAVIA BLACKHOLE	8	28.3m	11.8m (1)	18.5m (1)	2:38.13	28.38s	29.42s
8 NAME IN LIGHTS	9	30.5m	16.2m (1)	22.8m (1)	2:38.29	28.38s	29.29s

Finish Position and metres gained from 800m







Harness Analyser

Sectional Analysis Software – Not just a formguide!

www.facebook.com/PJHarnessRacing



RISE Digital, Harness Racing Australia nor the provider accepts any responsibility for the completeness or accuracy of any of the information contained herein, and makes no representations about its suitability for any particular purpose. Users should make their own judgements about those matters and/or seek independent advice. You assume all risks associated with use of data provided on this page