

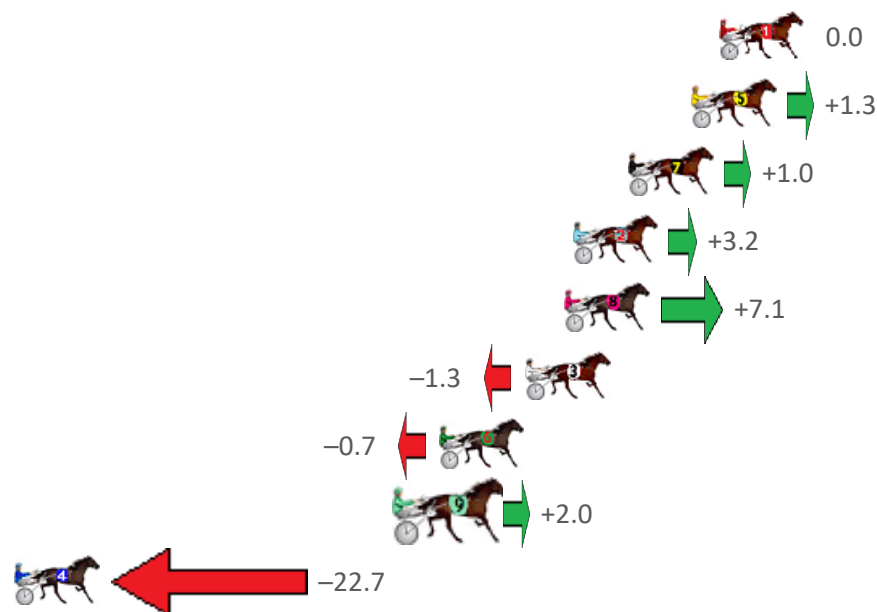
Northam Race 1 Distance 1780m

Tuesday, 5 December 2023

Gross Time: 2:12.40 MileRate: 1:59.70 LeadTime: 13.30s First Qtr: 29.10s Second Qtr: 30.10s Third Qtr: 29.80s Fourth Qtr: 30.10s

NoHorse	Plc	Mar	800 Posi	400 Posi	Time	3rd Qtr	4th Qtr
1 BATAVIA PLAYBOY	1	0.0m	0.0m (0)	0.0m (0)	2:12.40	29.80s	30.10s
5 CHASING COOPER	2	1.1m	2.4m (1)	0.4m (1)	2:12.49	29.65s	30.15s
7 PINK PARADE	3	3.6m	4.6m (0)	4.4m (0)	2:12.68	29.79s	30.04s
2 SPORTS CENTRAL	4	5.8m	9.0m (0)	8.6m (0)	2:12.86	29.77s	29.89s
8 JONIMAC	5	6.1m	13.2m (0)	13.2m (0)	2:12.88	29.80s	29.57s
3 BATAVIA STREAMLIN	6	7.7m	6.4m (1)	5.2m (1)	2:13.01	29.71s	30.29s
6 HOPE	7	11.1m	10.4m (1)	9.6m (1)	2:13.27	29.74s	30.21s
9 LIL DELIGHT	8	12.4m	14.4m (1)	13.4m (1)	2:13.38	29.73s	30.03s
4 SAVE THIS DANCE	9	31.3m	8.6m (2)	8.8m (2)	2:14.87	29.81s	31.78s

Finish Position and metres gained from 800m



PJ Harness Analyser
Sectional Analysis Software – Not just a formguide!

www.facebook.com/PJHarnessRacing



RISE Digital, Harness Racing Australia nor the provider accepts any responsibility for the completeness or accuracy of any of the information contained herein, and makes no representations about its suitability for any particular purpose. Users should make their own judgements about those matters and/or seek independent advice. You assume all risks associated with use of data provided on this page


Northam Race 2 Distance 1780m

Tuesday, 5 December 2023

Gross Time: 2:11.60 MileRate: 1:59.00 LeadTime: 13.00s First Qtr: 30.30s Second Qtr: 29.90s Third Qtr: 29.10s Fourth Qtr: 29.30s

NoHorse	Plc	Mar	800 Posi	400 Posi	Time	3rd Qtr	4th Qtr
2 SISTER ACT	1	0.0m	0.0m (0)	0.0m (0)	2:11.60	29.10s	29.30s
1 RUSINOL	2	4.7m	6.4m (0)	5.4m (0)	2:11.96	29.03s	29.25s
5 DOCTOR STEVE	3	5.3m	3.0m (1)	4.2m (1)	2:12.01	29.19s	29.38s
7 BOSTON ROB	4	5.7m	10.6m (0)	9.8m (0)	2:12.04	29.04s	29.00s
3 CRACKA TINNY	5	6.4m	11.2m (1)	12.0m (1)	2:12.09	29.16s	28.89s
8 ANOTHER MOUSE	6	6.9m	7.2m (1)	8.2m (1)	2:12.13	29.17s	29.21s
6 OUR SURROGATE	7	8.2m	14.4m (0)	14.4m (0)	2:12.23	29.10s	28.85s
4 LETS ROCK TONIGHT	8	13.6m	15.4m (1)	17.0m (1)	2:12.65	29.22s	29.05s

Finish Position and metres gained from 800m



PJ Harness Analyser

Sectional Analysis Software – Not just a formguide!

www.facebook.com/PJHarnessRacing



RISE Digital, Harness Racing Australia nor the provider accepts any responsibility for the completeness or accuracy of any of the information contained herein, and makes no representations about its suitability for any particular purpose. Users should make their own judgements about those matters and/or seek independent advice. You assume all risks associated with use of data provided on this page

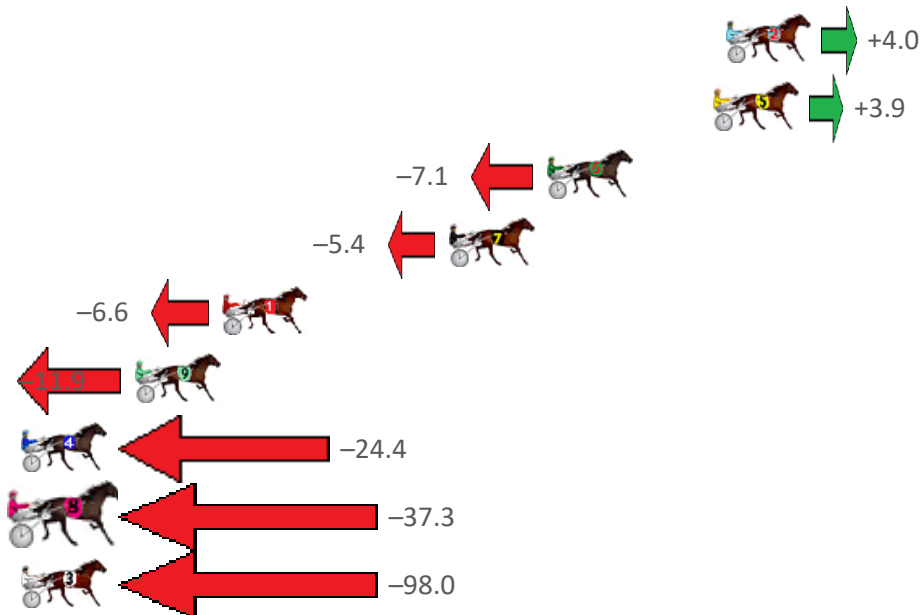
Northam Race 3 Distance 2190m

Tuesday, 5 December 2023

Gross Time: 2:41.70 MileRate: 1:58.80 LeadTime: 43.10s First Qtr: 30.10s Second Qtr: 30.20s Third Qtr: 28.80s Fourth Qtr: 29.50s

NoHorse	Plc	Mar	800 Posi	400 Posi	Time	3rd Qtr	4th Qtr
2 GALAXY WARRIOR	1	0.0m	4.0m (0)	4.6m (0)	2:41.70	28.85s	29.16s
5 MILITARY STAR	2	0.5m	4.4m (2)	1.2m (1)	2:41.74	28.57s	29.45s
6 BRONZED	3	7.1m	0.0m (0)	0.0m (0)	2:42.25	28.79s	30.02s
7 DAZZLING JEWEL	4	11.0m	5.6m (1)	8.6m (0)	2:42.55	29.02s	29.68s
1 SONIC CHIP	5	20.0m	13.4m (0)	19.6m (1)	2:43.25	29.25s	29.53s
9 IDEAL WHITBY	6	23.5m	11.6m (2)	9.4m (2)	2:43.52	28.63s	30.53s
4 BITOFDUTCHCOURA	7	34.0m	9.6m (1)	15.6m (0)	2:44.33	29.22s	30.85s
8 ROCKIN THE TREND	8	38.7m	1.4m (1)	11.8m (1)	2:44.69	29.53s	31.47s
3 HOT CINDER	9	107.2m	9.2m (0)	20.8m (0)	2:49.99	29.57s	35.84s

Finish Position and metres gained from 800m



PJ Harness Analyser

Sectional Analysis Software – Not just a formguide!

www.facebook.com/PJHarnessRacing



RISE Digital, Harness Racing Australia nor the provider accepts any responsibility for the completeness or accuracy of any of the information contained herein, and makes no representations about its suitability for any particular purpose. Users should make their own judgements about those matters and/or seek independent advice. You assume all risks associated with use of data provided on this page

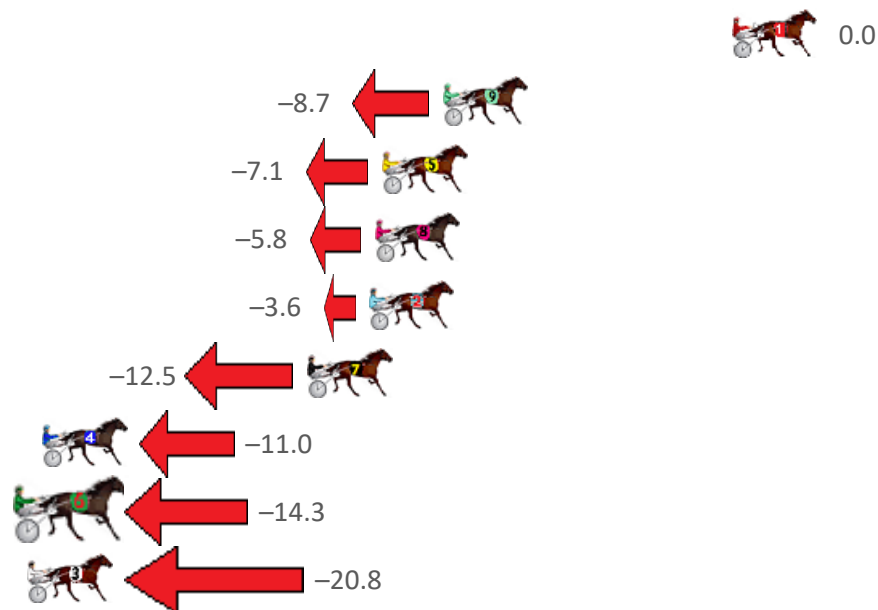
Northam Race 4 Distance 2620m

Tuesday, 5 December 2023

Gross Time: 3:18.60 MileRate: 2:02.00 LeadTime: 79.20s First Qtr: 31.60s Second Qtr: 30.90s Third Qtr: 29.40s Fourth Qtr: 27.50s

NoHorse	Plc	Mar	800 Posi	400 Posi	Time	3rd Qtr	4th Qtr
1 ROCKET CITY	1	0.0m	0.0m (0)	0.0m (0)	3:18.60	29.40s	27.50s
9 TUX AND TAILS	2	11.5m	2.8m (1)	4.0m (1)	3:19.43	29.50s	28.01s
5 APOLOGIZE	3	13.9m	6.8m (1)	8.6m (1)	3:19.61	29.54s	27.86s
8 EYE BETTER	4	14.2m	8.4m (0)	10.0m (0)	3:19.63	29.52s	27.79s
2 TORREVEAN AMY	5	14.4m	10.8m (1)	6.8m (2)	3:19.64	29.14s	28.02s
7 ZYANYA	6	16.9m	4.4m (0)	5.4m (0)	3:19.82	29.50s	28.29s
4 JOLTED CHARM	7	27.4m	16.4m (0)	19.2m (0)	3:20.58	29.62s	28.06s
6 THE RIGHTEOUS	8	29.3m	15.0m (1)	14.2m (1)	3:20.72	29.38s	28.53s
3 WHERESTHETOWRO	9	33.2m	12.4m (0)	14.4m (0)	3:21.00	29.59s	28.79s

Finish Position and metres gained from 800m



PJ Harness Analyser

Sectional Analysis Software – Not just a formguide!

www.facebook.com/PJHarnessRacing



RISE Digital, Harness Racing Australia nor the provider accepts any responsibility for the completeness or accuracy of any of the information contained herein, and makes no representations about its suitability for any particular purpose. Users should make their own judgements about those matters and/or seek independent advice. You assume all risks associated with use of data provided on this page

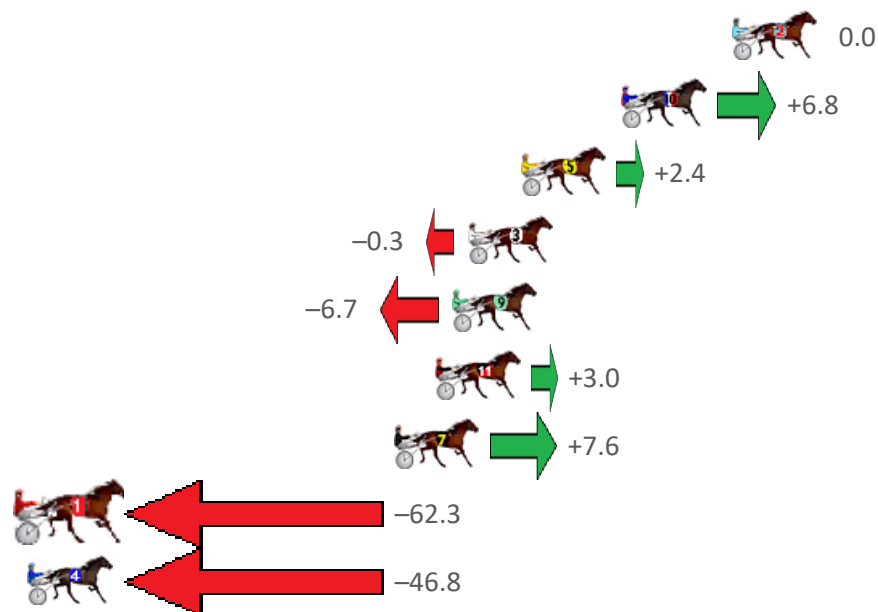
Northam Race 5 Distance 2150m

Tuesday, 5 December 2023

Gross Time: 2:45.70 MileRate: 2:02.90 LeadTime: 44.50s First Qtr: 30.20s Second Qtr: 30.50s Third Qtr: 29.40s Fourth Qtr: 31.10s

NoHorse	Plc	Mar	800 Posi	400 Posi	Time	3rd Qtr	4th Qtr
2 CHEESE AND BICCYS	1	0.0m	0.0m (0)	0.0m (0)	2:45.70	29.40s	31.10s
10 MINOR CATASTROP	2	4.4m	11.2m (2)	2.6m (1)	2:46.06	28.75s	31.24s
5 OBSERVATION	3	8.4m	10.8m (0)	25.4m (1)	2:46.38	30.53s	29.79s
3 SIR BELVEDERE	4	10.5m	10.2m (1)	11.4m (0)	2:46.55	29.49s	31.03s
9 ROCKNROLL SPIRIT	5	11.1m	4.4m (1)	4.4m (0)	2:46.60	29.39s	31.62s
11 ISAIDBOO	6	11.8m	14.8m (1)	15.2m (1)	2:46.66	29.44s	30.84s
7 KEPTAIN COURAGEO	7	13.4m	21.0m (1)	21.2m (1)	2:46.79	29.43s	30.50s
1 FLYS AT NIGHT	8	69.1m	6.8m (0)	28.0m (0)	2:51.32	30.91s	34.28s
4 GLADYS GUGMAN	9	176.8m	130.0m (0)	150.0m (0)	3:00.08	30.85s	33.17s

Finish Position and metres gained from 800m



PJ Harness Analyser
Sectional Analysis Software – Not just a formguide!

www.facebook.com/PJHarnessRacing



RISE Digital, Harness Racing Australia nor the provider accepts any responsibility for the completeness or accuracy of any of the information contained herein, and makes no representations about its suitability for any particular purpose. Users should make their own judgements about those matters and/or seek independent advice. You assume all risks associated with use of data provided on this page

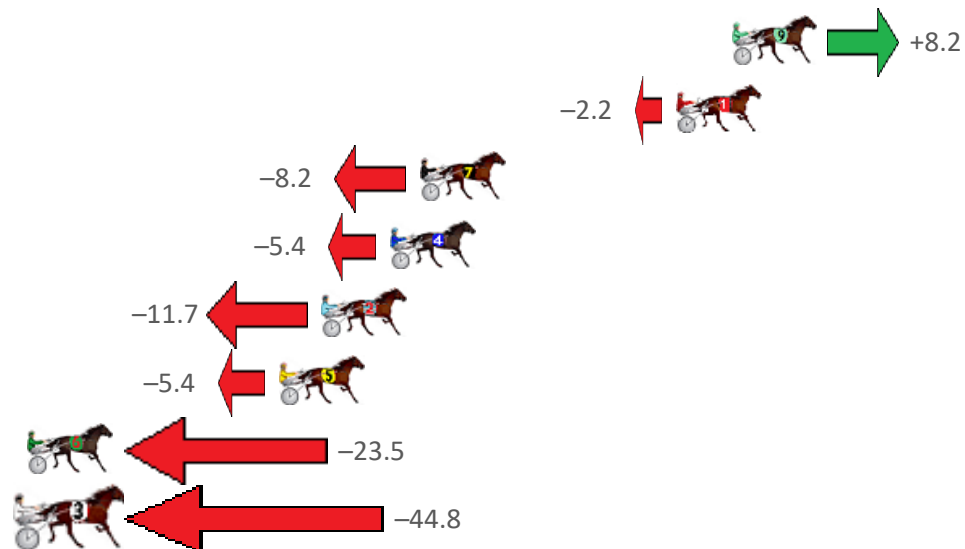
Northam Race 6 Distance 2190m

Tuesday, 5 December 2023

Gross Time: 2:42.80 MileRate: 1:59.60 LeadTime: 43.00s First Qtr: 30.80s Second Qtr: 31.10s Third Qtr: 29.20s Fourth Qtr: 28.70s

NoHorse	Plc	Mar	800 Posi	400 Posi	Time	3rd Qtr	4th Qtr
9 BEACH CAPTAIN	1	0.0m	8.2m (2)	0.0m (1)	2:42.80	28.61s	28.70s
1 SLAMMA ALABAMA	2	2.2m	0.0m (0)	0.2m (0)	2:42.97	29.22s	28.84s
7 NANCY KAY	3	12.4m	4.2m (0)	4.2m (0)	2:43.73	29.21s	29.29s
4 TORREVEAN PINKY	4	13.6m	8.2m (0)	8.2m (0)	2:43.82	29.20s	29.09s
2 IMA AUSSIE ARTIST	5	16.3m	4.6m (1)	6.8m (2)	2:44.03	29.36s	29.38s
5 SPUDMEISTER	6	18.0m	12.6m (1)	6.6m (3)	2:44.16	28.78s	29.51s
6 GET YA BETS ON	7	35.9m	12.4m (2)	15.6m (1)	2:45.51	29.44s	30.15s
3 QUIGGLEY	8	45.4m	0.6m (1)	4.4m (1)	2:46.22	29.50s	31.63s

Finish Position and metres gained from 800m



PJ Harness Analyser

Sectional Analysis Software - Not just a formguide!

www.facebook.com/PJHarnessRacing



RISE Digital, Harness Racing Australia nor the provider accepts any responsibility for the completeness or accuracy of any of the information contained herein, and makes no representations about its suitability for any particular purpose. Users should make their own judgements about those matters and/or seek independent advice. You assume all risks associated with use of data provided on this page

Northam Race 7 Distance 1780m

Tuesday, 5 December 2023

Gross Time: 2:14.50 MileRate: 2:01.60 LeadTime: 14.20s First Qtr: 31.30s Second Qtr: 31.10s Third Qtr: 29.70s Fourth Qtr: 28.20s

NoHorse	Plc	Mar	800 Posi	400 Posi	Time	3rd Qtr	4th Qtr
6 VANDERBILT	1	0.0m	0.0m (0)	0.0m (0)	2:14.50	29.70s	28.20s

1 FIRST AIRBORNE 2 9.8m 4.0m (0) 4.8m (0) 2:15.23 29.77s 28.55s

2 MOLIMO 3 19.0m 8.2m (0) 10.6m (0) 2:15.91 29.89s 28.79s

8 HES THUNDER 4 20.0m 2.4m (1) 5.0m (1) 2:15.98 29.92s 29.25s

4 MUMMAS LITTLE ST 5 25.2m 10.4m (1) 14.0m (1) 2:16.37 29.98s 28.99s

3 SWEETEST THING 6 36.7m 6.4m (1) 9.4m (1) 2:17.22 29.97s 30.11s

7 YANKEEDELIGHT 7 42.0m 12.6m (0) 19.6m (0) 2:17.61 30.25s 29.77s

Finish Position and metres gained from 800m



PJ Harness Analyser
Sectional Analysis Software – Not just a formguide!

www.facebook.com/PJHarnessRacing



RISE Digital, Harness Racing Australia nor the provider accepts any responsibility for the completeness or accuracy of any of the information contained herein, and makes no representations about its suitability for any particular purpose. Users should make their own judgements about those matters and/or seek independent advice. You assume all risks associated with use of data provided on this page


Northam Race 8 Distance 2190m

Tuesday, 5 December 2023

Gross Time: 2:50.70 MileRate: 2:05.40 LeadTime: 46.90s First Qtr: 32.30s Second Qtr: 30.80s Third Qtr: 30.10s Fourth Qtr: 30.60s

NoHorse	Plc	Mar	800 Posi	400 Posi	Time	3rd Qtr	4th Qtr
4 DREAM WALKER	1	0.0m	12.4m (1)	10.6m (2)	2:50.70	29.97s	29.79s
1 MELORSUE DEE	2	0.1m	4.0m (0)	4.2m (0)	2:50.71	30.12s	30.29s
2 JUST CRUIZIN	3	0.8m	0.0m (0)	0.0m (0)	2:50.76	30.10s	30.66s
3 STAR OF KAOS	4	4.9m	8.2m (0)	8.6m (0)	2:51.09	30.13s	30.32s
5 DELIGHTABLE	5	6.9m	4.2m (1)	6.6m (1)	2:51.25	30.28s	30.62s
6 CAPPY THE FIREY	6	7.4m	0.2m (1)	0.8m (1)	2:51.29	30.14s	31.10s
9 ON GOLDEN ROAD	7	9.3m	12.6m (0)	13.2m (0)	2:51.44	30.15s	30.30s
8 THE THIRSTY VET	8	19.1m	8.2m (1)	6.4m (2)	2:52.23	29.96s	31.57s
7 FOLLOW THE JEWEL	9	21.2m	16.6m (1)	18.8m (1)	2:52.40	30.26s	30.78s

Finish Position and metres gained from 800m







Harness Analyser

Sectional Analysis Software – Not just a formguide!

www.facebook.com/PJHarnessRacing



RISE Digital, Harness Racing Australia nor the provider accepts any responsibility for the completeness or accuracy of any of the information contained herein, and makes no representations about its suitability for any particular purpose. Users should make their own judgements about those matters and/or seek independent advice. You assume all risks associated with use of data provided on this page

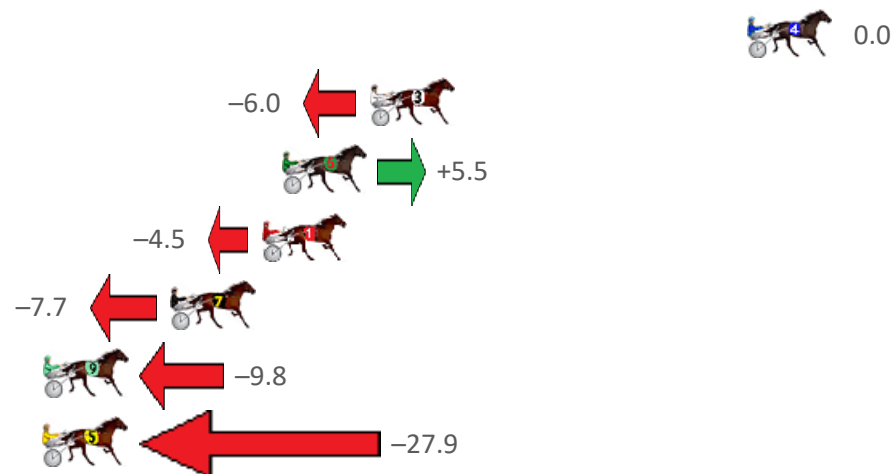
Northam Race 9 Distance 1780m

Tuesday, 5 December 2023

Gross Time: 2:12.60 MileRate: 1:59.80 LeadTime: 12.70s First Qtr: 30.60s Second Qtr: 31.60s Third Qtr: 29.20s Fourth Qtr: 28.50s

NoHorse	Plc	Mar	800 Posi	400 Posi	Time	3rd Qtr	4th Qtr
4 LUCI KANE	1	0.0m	0.0m (0)	0.0m (0)	2:12.60	29.20s	28.50s
3 PUSHBUTTON ROCK	2	15.0m	9.0m (0)	5.0m (0)	2:13.72	28.92s	29.21s
6 STATE MY CASE	3	18.5m	24.0m (0)	17.0m (0)	2:13.98	28.70s	28.61s
1 POWERFUL PEARL	4	19.3m	14.8m (0)	11.8m (0)	2:14.04	28.99s	29.03s
7 HURRICANE JOY	5	22.9m	15.2m (1)	8.2m (1)	2:14.31	28.71s	29.54s
9 VYBRANT	6	29.2m	19.4m (1)	12.6m (1)	2:14.79	28.73s	29.68s
5 FLY EAGLEROSE	7	62.9m	35.0m (0)	45.0m (0)	2:17.31	29.93s	29.77s

Finish Position and metres gained from 800m



PJ Harness Analyser

Sectional Analysis Software – Not just a formguide!

www.facebook.com/PJHarnessRacing



RISE Digital, Harness Racing Australia nor the provider accepts any responsibility for the completeness or accuracy of any of the information contained herein, and makes no representations about its suitability for any particular purpose. Users should make their own judgements about those matters and/or seek independent advice. You assume all risks associated with use of data provided on this page