

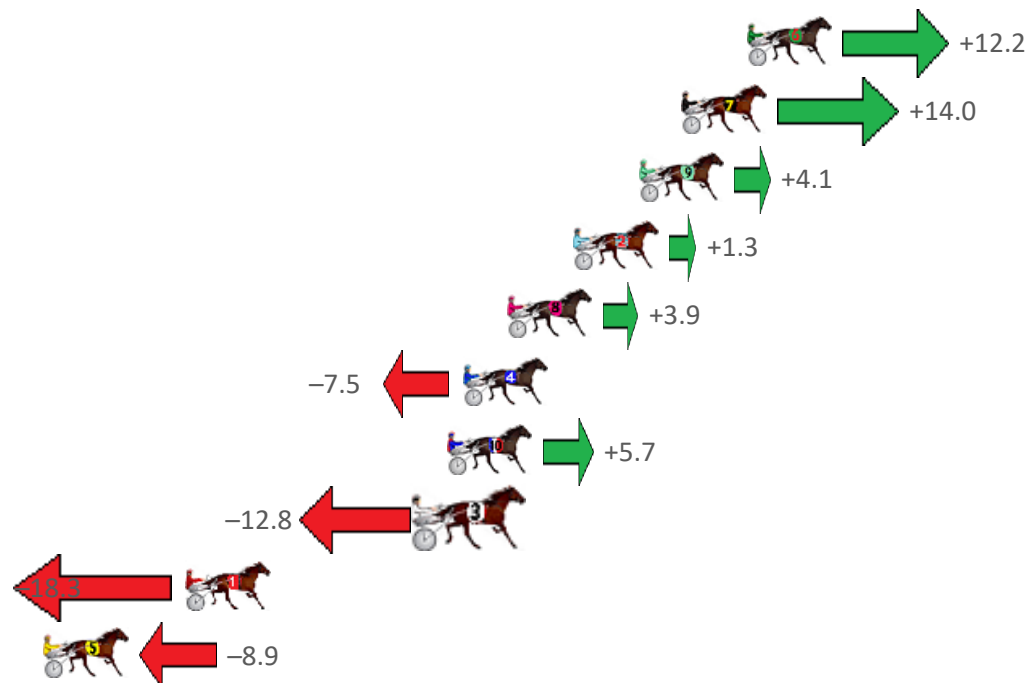
Pinjarra Race 1 Distance 2185m

Monday, 4 December 2023

Gross Time: 2:41.20 MileRate: 1:58.70 LeadTime: 41.10s First Qtr: 31.70s Second Qtr: 28.40s Third Qtr: 29.80s Fourth Qtr: 30.20s

NoHorse	Plc	Mar	800 Posi	400 Posi	Time	3rd Qtr	4th Qtr
6 PATCHED	1	0.0m	12.2m (1)	11.8m (1)	2:41.20	29.78s	29.31s
7 ALDEBARAN SUND0	2	2.6m	16.6m (1)	16.0m (1)	2:41.41	29.76s	29.19s
9 LUVAF LAIR	3	4.3m	8.4m (0)	9.6m (0)	2:41.54	29.89s	29.80s
2 NICKYS SON	4	6.9m	8.2m (1)	7.8m (2)	2:41.75	29.77s	30.13s
8 WAR SPIRIT	5	9.5m	13.4m (0)	13.4m (0)	2:41.95	29.80s	29.91s
4 SCOOTIN AROUND	6	11.3m	3.8m (1)	4.4m (1)	2:42.09	29.84s	30.72s
10 BONNIE RAE	7	11.9m	17.6m (0)	18.2m (0)	2:42.14	29.85s	29.73s
3 UPTOWN LAD	8	12.8m	0.0m (0)	0.0m (0)	2:42.21	29.79s	31.16s
1 TENNERSON	9	22.3m	4.0m (0)	5.0m (0)	2:42.96	29.87s	31.50s
5 MRIYA DREAM	10	39.5m	30.6m (0)	34.0m (0)	2:44.32	30.05s	30.61s

Finish Position and metres gained from 800m



PJ Harness Analyser
Sectional Analysis Software – Not just a formguide!

www.facebook.com/PJHarnessRacing



RISE Digital, Harness Racing Australia nor the provider accepts any responsibility for the completeness or accuracy of any of the information contained herein, and makes no representations about its suitability for any particular purpose. Users should make their own judgements about those matters and/or seek independent advice. You assume all risks associated with use of data provided on this page

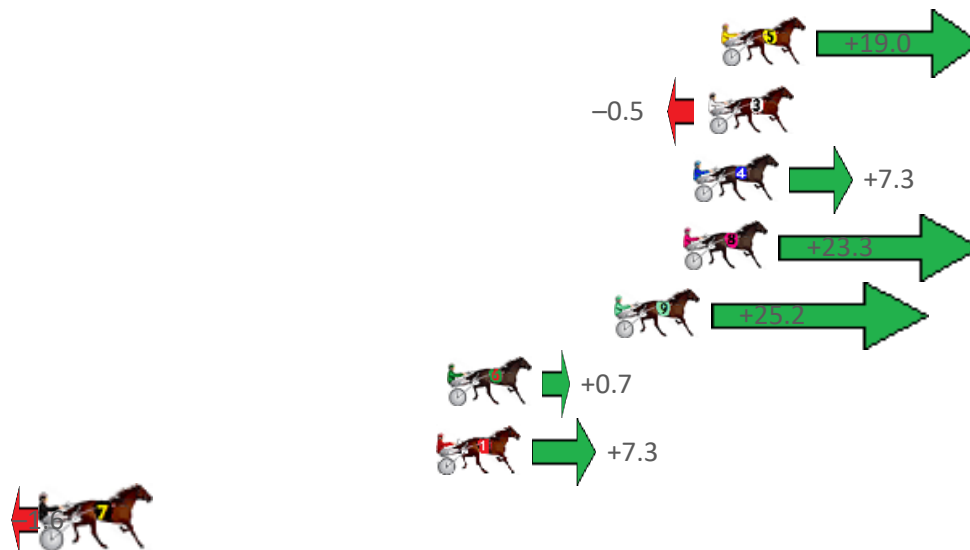
Pinjarra Race 2 Distance 1177m

Monday, 4 December 2023

Gross Time: 1:23.60 MileRate: 1:54.30 LeadTime: 25.00s First Qtr: 0.00s Second Qtr: 0.00s Third Qtr: 29.50s Fourth Qtr: 29.10s

NoHorse	Plc	Mar	800 Posi	400 Posi	Time	3rd Qtr	4th Qtr
5 EASTON QUALITY	1	0.0m	19.0m (1)	8.4m (1)	1:23.60	28.72s	28.49s
3 HEZ SAM	2	0.5m	0.0m (0)	0.0m (0)	1:23.64	29.50s	29.14s
4 SYNCOPATION	3	1.1m	8.4m (0)	4.4m (0)	1:23.68	29.21s	28.86s
8 DANCE STEPS	4	1.5m	24.8m (1)	19.8m (1)	1:23.71	29.13s	27.78s
9 DEBRENIKA	5	4.2m	29.4m (0)	14.6m (1)	1:23.92	28.42s	28.35s
6 TELL ITIN HEAVEN	6	10.9m	11.6m (1)	9.0m (0)	1:24.43	29.31s	29.24s
1 SWEET ROSEY	7	11.3m	18.6m (0)	13.2m (0)	1:24.46	29.11s	28.96s
7 EE JAY WHY	8	26.6m	25.0m (2)	20.0m (0)	1:25.63	29.14s	29.58s

Finish Position and metres gained from 800m



PJ Harness Analyser
Sectional Analysis Software – Not just a formguide!

www.facebook.com/PJHarnessRacing



RISE Digital, Harness Racing Australia nor the provider accepts any responsibility for the completeness or accuracy of any of the information contained herein, and makes no representations about its suitability for any particular purpose. Users should make their own judgements about those matters and/or seek independent advice. You assume all risks associated with use of data provided on this page

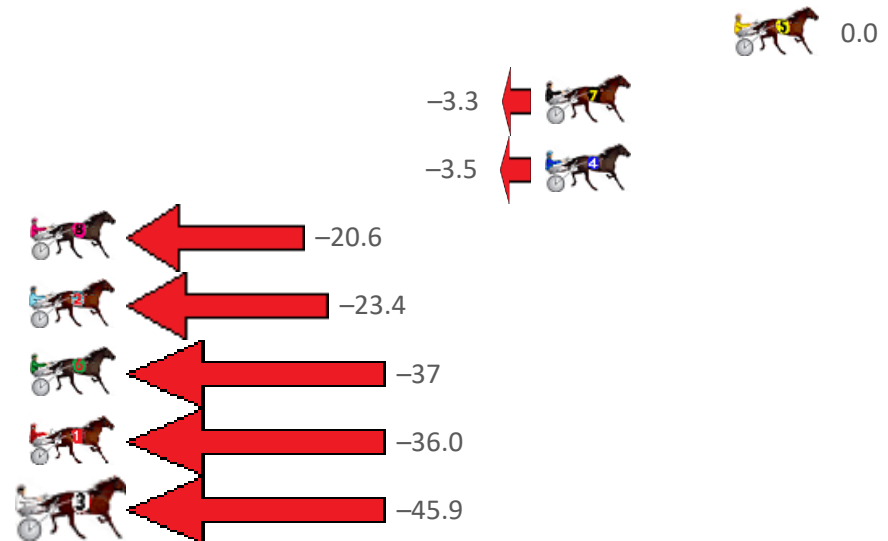
Pinjarra Race 3 Distance 2185m

Monday, 4 December 2023

Gross Time: 2:39.20 MileRate: 1:57.20 LeadTime: 41.90s First Qtr: 31.30s Second Qtr: 29.10s Third Qtr: 29.90s Fourth Qtr: 27.00s

NoHorse	Plc	Mar	800 Posi	400 Posi	Time	3rd Qtr	4th Qtr
5 AMBITSIYA	1	0.0m	0.0m (0)	0.0m (0)	2:39.20	29.90s	27.00s
7 JIMMY ROCKS	2	7.5m	4.2m (1)	2.4m (1)	2:39.73	29.79s	27.34s
4 COVERNOTE	3	7.5m	4.0m (0)	4.2m (0)	2:39.73	29.93s	27.22s
8 AMARETTO ANGEL	4	33.0m	12.4m (1)	14.0m (1)	2:41.55	30.08s	28.28s
2 ADDA BITTO	5	36.8m	13.4m (0)	15.0m (0)	2:41.82	30.09s	28.46s
6 STRAUNYS SISTER	6	44.4m	8.0m (1)	9.4m (1)	2:42.36	30.13s	29.35s
1 IM GRAFTER	7	54.0m	18.0m (0)	23.0m (0)	2:43.04	30.37s	29.08s
3 ROCKNROLL TRAIN	8	54.1m	8.2m (0)	9.6m (0)	2:43.05	30.16s	29.99s

Finish Position and metres gained from 800m



PJ Harness Analyser
Sectional Analysis Software – Not just a formguide!

www.facebook.com/PJHarnessRacing



RISE Digital, Harness Racing Australia nor the provider accepts any responsibility for the completeness or accuracy of any of the information contained herein, and makes no representations about its suitability for any particular purpose. Users should make their own judgements about those matters and/or seek independent advice. You assume all risks associated with use of data provided on this page

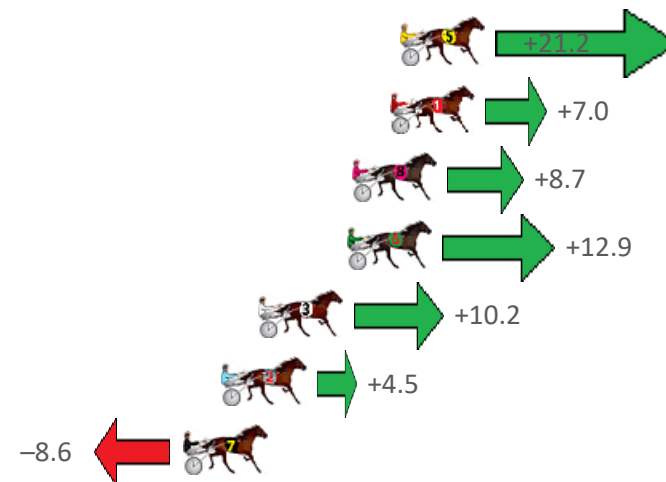
Pinjarra Race 4 Distance 1177m

Monday, 4 December 2023

Gross Time: 1:23.10 MileRate: 1:53.60 LeadTime: 25.70s First Qtr: 0.00s Second Qtr: 0.00s Third Qtr: 29.30s Fourth Qtr: 28.10s

NoHorse	Plc	Mar	800 Posi	400 Posi	Time	3rd Qtr	4th Qtr
5 JADES FORTUNE	1	0.0m	21.2m (1)	12.0m (2)	1:23.10	28.63s	27.26s
1 BEALAWYER	2	0.4m	7.4m (0)	4.2m (0)	1:23.13	29.07s	27.83s
8 HILARIOUS REIGN	3	1.9m	10.6m (1)	2.2m (1)	1:23.24	28.70s	28.08s
6 PETER ROMEO	4	2.1m	15.0m (1)	6.4m (1)	1:23.26	28.68s	27.80s
3 ZAC YOUR NOBODY	5	5.6m	15.8m (0)	13.4m (1)	1:23.51	29.12s	27.56s
2 IMAHERO	6	7.1m	11.6m (0)	9.8m (0)	1:23.62	29.17s	27.91s
7 RECOVER LOVER	7	8.6m	0.0m (0)	0.0m (0)	1:23.74	29.31s	28.70s

Finish Position and metres gained from 800m



PJ Harness Analyser

Sectional Analysis Software – Not just a formguide!

www.facebook.com/PJHarnessRacing



RISE Digital, Harness Racing Australia nor the provider accepts any responsibility for the completeness or accuracy of any of the information contained herein, and makes no representations about its suitability for any particular purpose. Users should make their own judgements about those matters and/or seek independent advice. You assume all risks associated with use of data provided on this page

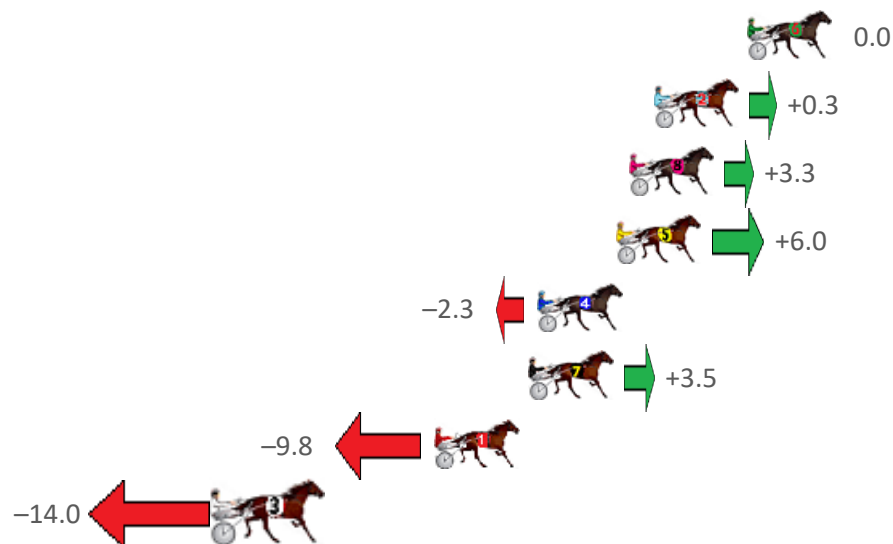
Pinjarra Race 5 Distance 1684m

Monday, 4 December 2023

Gross Time: 2:00.10 MileRate: 1:54.80 LeadTime: 5.10s First Qtr: 29.50s Second Qtr: 29.30s Third Qtr: 28.20s Fourth Qtr: 28.00s

NoHorse	Plc	Mar	800 Posi	400 Posi	Time	3rd Qtr	4th Qtr
6 TANTABIDDI	1	0.0m	0.0m (0)	0.0m (0)	2:00.10	28.20s	28.00s
2 TRAVELBAN	2	3.7m	4.0m (0)	5.2m (0)	2:00.37	28.28s	27.90s
8 ERA	3	4.7m	8.0m (0)	12.2m (0)	2:00.45	28.49s	27.48s
5 FLASHING ARK	4	5.2m	11.2m (1)	10.8m (2)	2:00.48	28.17s	27.61s
4 STORYTELLER	5	8.3m	6.0m (2)	6.8m (2)	2:00.71	28.26s	28.10s
7 COLORADO BANNER	6	8.7m	12.2m (0)	13.6m (1)	2:00.74	28.30s	27.66s
1 RONALD SCOTT	7	12.4m	2.6m (1)	5.2m (1)	2:01.01	28.38s	28.50s
3 IMPERIUM	8	20.8m	6.8m (1)	9.0m (1)	2:01.63	28.36s	28.82s

Finish Position and metres gained from 800m



PJ Harness Analyser

Sectional Analysis Software – Not just a formguide!

www.facebook.com/PJHarnessRacing



RISE Digital, Harness Racing Australia nor the provider accepts any responsibility for the completeness or accuracy of any of the information contained herein, and makes no representations about its suitability for any particular purpose. Users should make their own judgements about those matters and/or seek independent advice. You assume all risks associated with use of data provided on this page

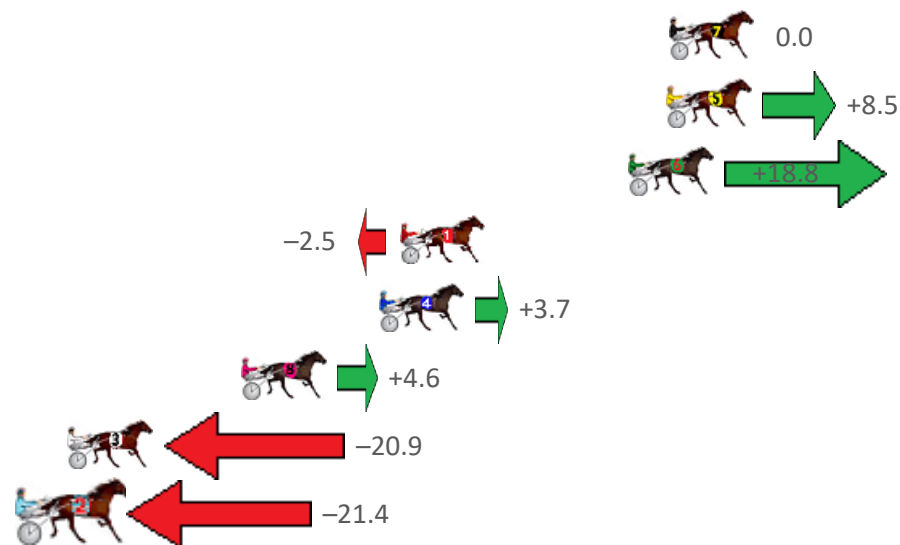
Pinjarra Race 6 Distance 1177m

Monday, 4 December 2023

Gross Time: 1:21.20 MileRate: 1:51.00 LeadTime: 24.60s First Qtr: 0.00s Second Qtr: 0.00s Third Qtr: 29.10s Fourth Qtr: 27.50s

NoHorse	Plc	Mar	800 Posi	400 Posi	Time	3rd Qtr	4th Qtr
7 SPRING LINE	1	0.0m	0.0m (0)	0.0m (0)	1:21.20	29.10s	27.50s
5 LINEBACKER	2	0.1m	8.6m (1)	4.2m (2)	1:21.21	28.78s	27.22s
6 HEAVENLY WAGE	3	1.6m	20.4m (1)	13.2m (1)	1:21.32	28.57s	26.71s
1 THE DARK NIGHT	4	10.7m	8.2m (0)	8.6m (0)	1:21.97	29.13s	27.64s
4 JACKPOT JOE	5	11.5m	15.2m (1)	9.2m (1)	1:22.03	28.68s	27.66s
8 SUNPATRA	6	17.0m	21.6m (0)	12.4m (0)	1:22.43	28.46s	27.81s
3 ALEXANDRA THEGRE	7	23.9m	3.0m (1)	0.6m (1)	1:22.93	28.98s	29.09s
2 SAGATIOUS	8	25.4m	4.0m (0)	4.6m (0)	1:23.04	29.18s	28.92s

Finish Position and metres gained from 800m



PJ Harness Analyser

Sectional Analysis Software – Not just a formguide!

www.facebook.com/PJHarnessRacing



RISE Digital, Harness Racing Australia nor the provider accepts any responsibility for the completeness or accuracy of any of the information contained herein, and makes no representations about its suitability for any particular purpose. Users should make their own judgements about those matters and/or seek independent advice. You assume all risks associated with use of data provided on this page

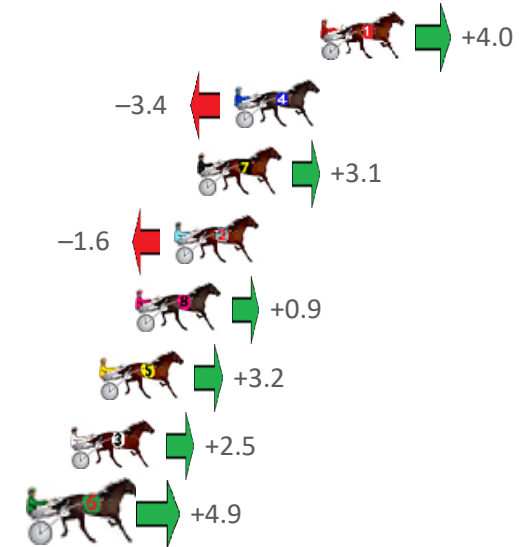
Pinjarra Race 7 Distance 2185m

Monday, 4 December 2023

Gross Time: 2:38.50 MileRate: 1:56.80 LeadTime: 41.20s First Qtr: 31.00s Second Qtr: 28.60s Third Qtr: 29.10s Fourth Qtr: 28.60s

NoHorse	Plc	Mar	800 Posi	400 Posi	Time	3rd Qtr	4th Qtr
1 SPORTING GRACE	1	0.0m	4.0m (0)	4.4m (0)	2:38.50	29.13s	28.29s
4 MISS HIGH FASHION	2	3.4m	0.0m (0)	0.0m (0)	2:38.76	29.10s	28.84s
7 MERA VIGLIA	3	4.9m	8.0m (1)	8.8m (1)	2:38.87	29.15s	28.32s
2 STAR GLANCE	4	5.8m	4.2m (1)	4.4m (1)	2:38.94	29.12s	28.70s
8 PONZI BEACH	5	7.3m	8.2m (0)	10.0m (0)	2:39.05	29.23s	28.41s
5 STAR LILLY	6	8.8m	12.0m (1)	13.2m (1)	2:39.16	29.18s	28.29s
3 CYNTHIA MAE	7	9.9m	12.4m (0)	14.4m (0)	2:39.24	29.24s	28.28s
6 GOOD DAY SUNSHIN	8	11.1m	16.0m (1)	17.0m (2)	2:39.33	29.17s	28.18s

Finish Position and metres gained from 800m







Harness Analyser

Sectional Analysis Software – Not just a formguide!

www.facebook.com/PJHarnessRacing



RISE Digital, Harness Racing Australia nor the provider accepts any responsibility for the completeness or accuracy of any of the information contained herein, and makes no representations about its suitability for any particular purpose. Users should make their own judgements about those matters and/or seek independent advice. You assume all risks associated with use of data provided on this page


Pinjarra Race 8 Distance 1177m

Monday, 4 December 2023

Gross Time: 1:20.50 MileRate: 1:50.05 LeadTime: 24.80s First Qtr: 0.00s Second Qtr: 0.00s Third Qtr: 28.00s Fourth Qtr: 27.70s

NoHorse	Plc	Mar	800 Posi	400 Posi	Time	3rd Qtr	4th Qtr
8 MY ULTIMATE BAXTE	1	0.0m	11.8m (1)	6.8m (3)	1:20.50	27.65s	27.23s
7 MR CHIP	2	1.2m	3.4m (1)	0.0m (1)	1:20.59	27.77s	27.78s
3 LIL HAPPY FELLA	3	7.2m	4.8m (0)	6.0m (0)	1:21.02	28.08s	27.78s
4 UNDER THE ALTA	4	17.3m	11.0m (0)	9.0m (1)	1:21.76	27.86s	28.27s
5 JOEY JAMES	5	21.1m	7.4m (1)	4.2m (1)	1:22.04	27.78s	28.86s
2 MAJOR ARTIST	6	26.6m	0.0m (0)	2.0m (0)	1:22.44	28.15s	29.39s
9 ROBshaw	7	43.4m	14.2m (2)	3.0m (2)	1:23.66	27.24s	30.48s

Finish Position and metres gained from 800m



PJ Harness Analyser

Sectional Analysis Software - Not just a formguide!

www.facebook.com/PJHarnessRacing



RISE Digital, Harness Racing Australia nor the provider accepts any responsibility for the completeness or accuracy of any of the information contained herein, and makes no representations about its suitability for any particular purpose. Users should make their own judgements about those matters and/or seek independent advice. You assume all risks associated with use of data provided on this page

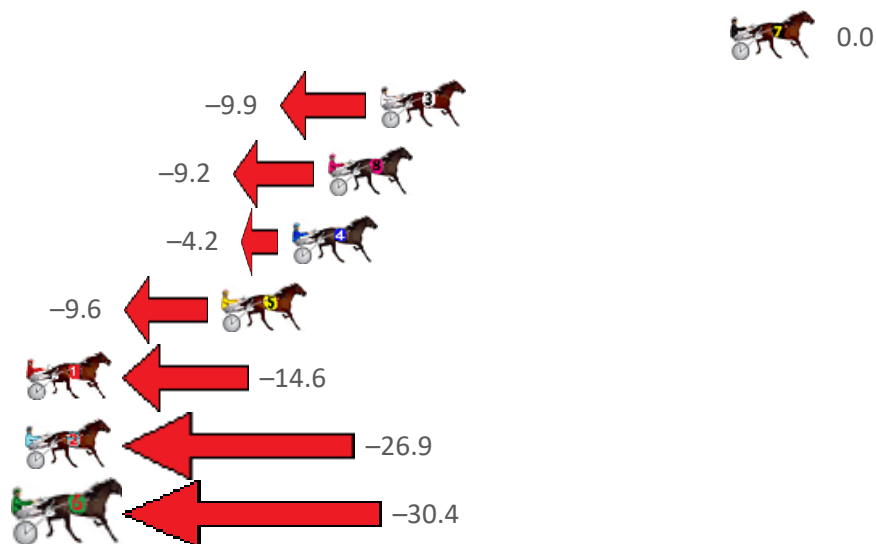
Pinjarra Race 9 Distance 2631m

Monday, 4 December 2023

Gross Time: 3:20.10 MileRate: 2:01.40 LeadTime: 82.40s First Qtr: 31.80s Second Qtr: 29.80s Third Qtr: 28.60s Fourth Qtr: 27.50s

NoHorse	Plc	Mar	800 Posi	400 Posi	Time	3rd Qtr	4th Qtr
7 VENTURA	1	0.0m	0.0m (0)	0.0m (0)	3:20.10	28.60s	27.50s
3 GLIDING STAR	2	13.9m	4.0m (0)	4.0m (0)	3:21.11	28.61s	28.18s
8 BELLISSIMO ACQUIS	3	16.0m	6.8m (1)	3.0m (1)	3:21.26	28.35s	28.39s
4 NAVY STREET	4	17.4m	13.2m (0)	14.4m (1)	3:21.36	28.69s	27.71s
5 WILLIAM GEES LEGA	5	20.2m	10.6m (1)	7.8m (1)	3:21.56	28.42s	28.35s
1 VALHALLA MISS	6	31.6m	17.0m (0)	17.2m (0)	3:22.39	28.63s	28.48s
2 ROAD CLOSURE	7	35.7m	8.8m (0)	10.6m (0)	3:22.68	28.76s	29.22s
6 PIVOTAL	8	45.0m	14.6m (1)	19.0m (1)	3:23.36	28.94s	29.28s

Finish Position and metres gained from 800m



PJ Harness Analyser

Sectional Analysis Software – Not just a formguide!

www.facebook.com/PJHarnessRacing



RISE Digital, Harness Racing Australia nor the provider accepts any responsibility for the completeness or accuracy of any of the information contained herein, and makes no representations about its suitability for any particular purpose. Users should make their own judgements about those matters and/or seek independent advice. You assume all risks associated with use of data provided on this page