

# Pinjarra Race 1 Distance 2692m

Monday, 11 December 2023

Gross Time: 3:22.20 MileRate: 2:00.90 LeadTime: 84.00s First Qtr: 31.20s Second Qtr: 29.50s Third Qtr: 28.30s Fourth Qtr: 29.20s

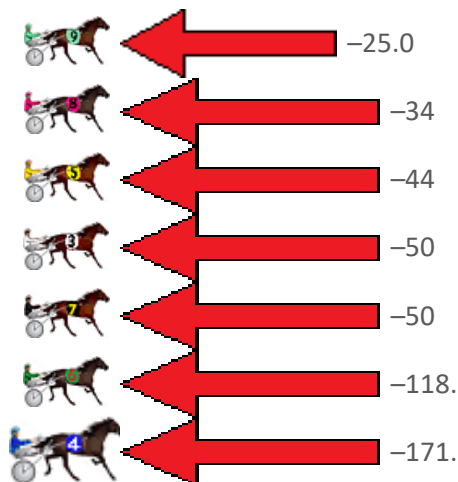
NoHorse	Plc	Mar	800 Posi	400 Posi	Time	3rd Qtr	4th Qtr
2 GRAND MAJESTIC BE	1	0.0m	0.0m (0)	0.0m (0)	3:22.20	28.30s	29.20s

Finish Position and metres gained from 800m



0.0

9 ELISH STAR	2	33.6m	8.6m (0)	20.4m (0)	3:24.77	29.13s	30.16s
8 TENNERSON	3	37.7m	4.2m (0)	12.4m (0)	3:25.09	28.86s	31.04s
5 ONE BID BUYS	4	56.7m	13.2m (0)	25.2m (0)	3:26.54	29.12s	31.49s
3 NICKYS SON	5	65.4m	16.0m (1)	35.4m (0)	3:27.21	29.65s	31.38s
7 TAIMATE ANGUS	6	68.0m	18.4m (0)	29.6m (1)	3:27.41	29.06s	31.99s
6 BONNIE RAE	7	130.6m	11.8m (1)	60.0m (0)	3:32.20	31.67s	34.32s
4 TRIXY NIXIE	8	190.0m	18.2m (2)	80.0m (0)	3:36.75	32.59s	37.19s



## PJ Harness Analyser

Sectional Analysis Software – Not just a formguide!

[www.facebook.com/PJHarnessRacing](https://www.facebook.com/PJHarnessRacing)



RISE Digital, Harness Racing Australia nor the provider accepts any responsibility for the completeness or accuracy of any of the information contained herein, and makes no representations about its suitability for any particular purpose. Users should make their own judgements about those matters and/or seek independent advice. You assume all risks associated with use of data provided on this page

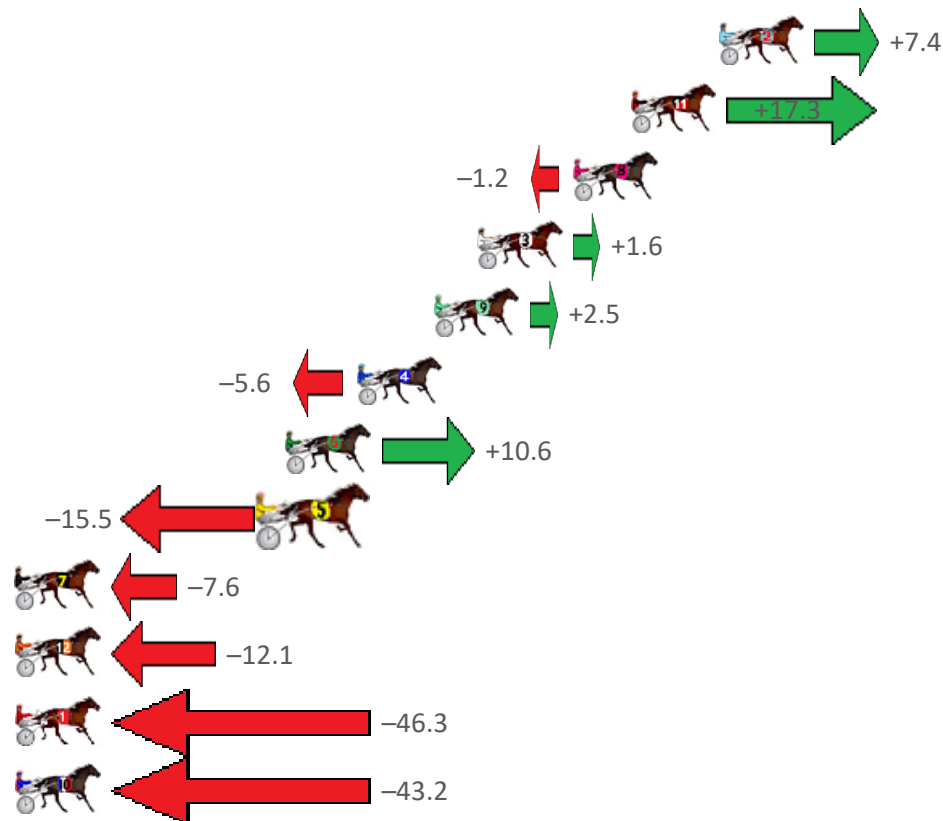
# Pinjarra Race 2 Distance 2185m

Monday, 11 December 2023

Gross Time: 2:43.80 MileRate: 2:00.70 LeadTime: 42.30s First Qtr: 32.80s Second Qtr: 30.20s Third Qtr: 28.10s Fourth Qtr: 30.40s

NoHorse	Plc	Mar	800 Posi	400 Posi	Time	3rd Qtr	4th Qtr
2 MIKI MADE MONTY	1	0.0m	7.4m (1)	3.6m (2)	2:43.80	27.83s	30.13s
11 KURIOUS BOY	2	3.5m	20.8m (1)	15.8m (3)	2:44.08	27.77s	29.47s
8 SONIC SEELSTER	3	5.8m	4.6m (0)	4.2m (0)	2:44.26	28.07s	30.52s
3 HURRICANE JOY	4	9.6m	11.2m (1)	7.8m (1)	2:44.56	27.85s	30.54s
9 IM GRAFTER	5	11.3m	13.8m (0)	12.4m (0)	2:44.70	28.00s	30.32s
4 SATAN PRINCESS	6	14.4m	8.8m (0)	8.0m (0)	2:44.95	28.02s	30.88s
6 STRAUNYS SISTER	7	17.2m	27.8m (0)	20.6m (1)	2:45.17	27.59s	30.14s
5 VYBRANT	8	17.9m	2.4m (1)	0.2m (1)	2:45.22	27.89s	31.74s
7 LETHAL IMPACT	9	28.0m	20.4m (0)	20.0m (0)	2:46.03	28.05s	31.00s
12 COUNT BOSCAR	10	32.1m	20.0m (2)	12.2m (2)	2:46.35	27.48s	31.90s
1 NUCLEAR CRUISER	11	46.3m	0.0m (0)	0.0m (0)	2:47.48	27.97s	33.90s
10 CASSINI REBEL	12	60.0m	16.8m (1)	16.4m (1)	2:48.57	27.95s	33.70s

Finish Position and metres gained from 800m



**PJ Harness Analyser**  
Sectional Analysis Software - Not just a formguide!

[www.facebook.com/PJHarnessRacing](http://www.facebook.com/PJHarnessRacing)



RISE Digital, Harness Racing Australia nor the provider accepts any responsibility for the completeness or accuracy of any of the information contained herein, and makes no representations about its suitability for any particular purpose. Users should make their own judgements about those matters and/or seek independent advice. You assume all risks associated with use of data provided on this page

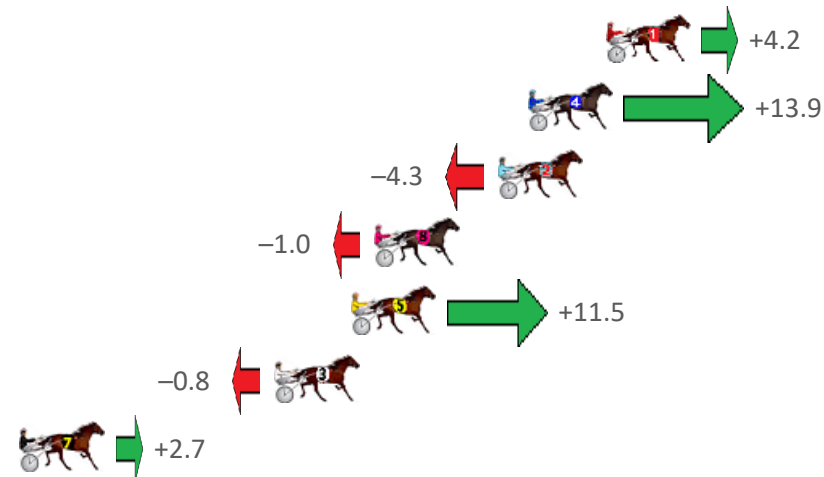
# Pinjarra Race 3 Distance 1684m

Monday, 11 December 2023

Gross Time: 2:05.10 MileRate: 1:59.60 LeadTime: 5.20s First Qtr: 30.00s Second Qtr: 30.70s Third Qtr: 30.10s Fourth Qtr: 29.10s

NoHorse	Plc	Mar	800 Posi	400 Posi	Time	3rd Qtr	4th Qtr
1 CONSTELLATIONJEW	1	0.0m	4.2m (0)	4.6m (0)	2:05.10	30.12s	28.77s
4 STAR OF KAOS	2	3.1m	17.0m (0)	9.6m (0)	2:05.34	29.55s	28.63s
2 LUCY HELEN	3	4.3m	0.0m (0)	0.0m (0)	2:05.43	30.11s	29.41s
8 RUN STELLA RUN	4	9.2m	8.2m (0)	3.4m (1)	2:05.80	29.75s	29.52s
5 JUST CRUIZIN	5	10.1m	21.6m (0)	5.4m (2)	2:05.87	28.91s	29.44s
3 SWEET ROSEY	6	13.2m	12.4m (0)	7.6m (1)	2:06.11	29.75s	29.51s
7 ELLA RAIN	7	23.3m	26.0m (0)	15.2m (0)	2:06.88	29.32s	29.69s

## Finish Position and metres gained from 800m







# Harness Analyser

Sectional Analysis Software – Not just a formguide!

[www.facebook.com/PJHarnessRacing](http://www.facebook.com/PJHarnessRacing)



RISE Digital, Harness Racing Australia nor the provider accepts any responsibility for the completeness or accuracy of any of the information contained herein, and makes no representations about its suitability for any particular purpose. Users should make their own judgements about those matters and/or seek independent advice. You assume all risks associated with use of data provided on this page

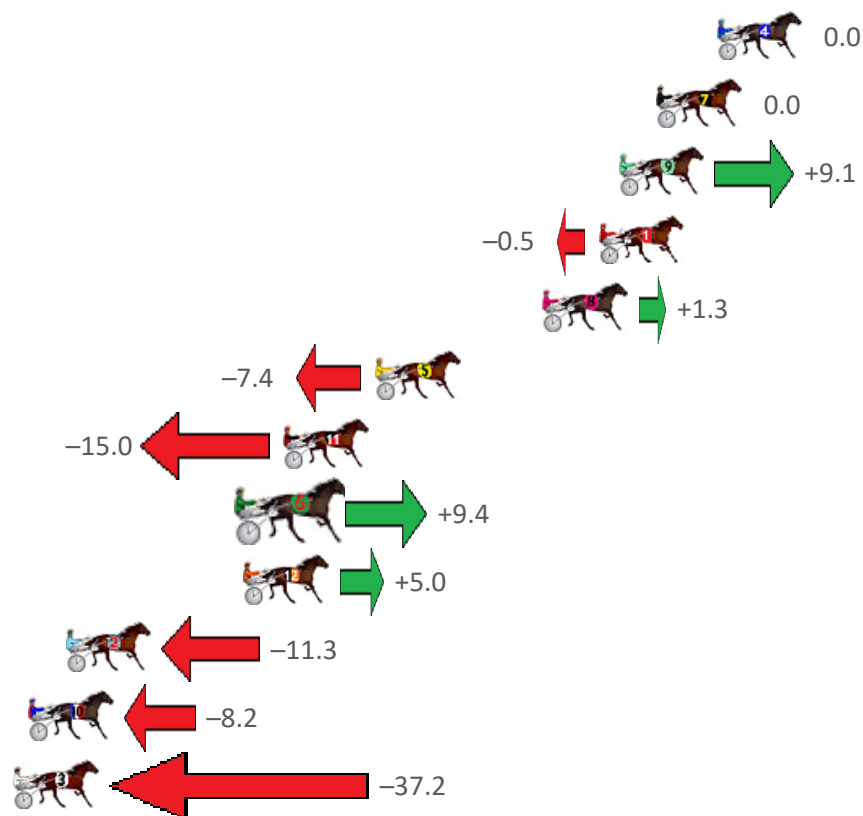
# Pinjarra Race 4 Distance 2185m

Monday, 11 December 2023

Gross Time: 2:41.90 MileRate: 1:59.30 LeadTime: 42.10s First Qtr: 31.90s Second Qtr: 29.00s Third Qtr: 28.80s Fourth Qtr: 30.10s

NoHorse	Plc	Mar	800 Posi	400 Posi	Time	3rd Qtr	4th Qtr
4 STRAYLYA	1	0.0m	0.0m (0)	0.0m (0)	2:41.90	28.80s	30.10s
7 SASSY ANNIE	2	2.4m	2.4m (2)	3.4m (2)	2:42.09	28.87s	30.03s
9 DISPATCHER	3	3.9m	13.0m (0)	12.2m (1)	2:42.21	28.75s	29.48s
1 KRIPKE	4	4.7m	4.2m (0)	4.2m (0)	2:42.27	28.80s	30.14s
8 ELEPHANT ROCK	5	6.9m	8.2m (0)	8.2m (0)	2:42.44	28.80s	30.00s
5 SYNCOPATION	6	13.6m	6.2m (1)	6.6m (1)	2:42.97	28.82s	30.62s
11 MANGO TANGO	7	17.2m	2.2m (1)	2.8m (1)	2:43.26	28.82s	31.18s
6 DREAM WALKER	8	18.6m	28.0m (1)	21.8m (2)	2:43.37	28.35s	29.86s
12 MISS LAUREL LEA	9	18.8m	23.8m (1)	17.2m (2)	2:43.38	28.31s	30.22s
2 DELIGHTABLE	10	25.9m	14.6m (1)	16.2m (0)	2:43.94	28.90s	30.83s
10 DEBRENIKA	11	27.4m	19.2m (1)	20.6m (1)	2:44.06	28.89s	30.61s
3 ALLY ROCKS	12	47.6m	10.4m (1)	12.6m (2)	2:45.65	28.90s	32.72s

## Finish Position and metres gained from 800m



# PJ Harness Analyser

Sectional Analysis Software – Not just a formguide!

www.facebook.com/PJHarnessRacing



RISE Digital, Harness Racing Australia nor the provider accepts any responsibility for the completeness or accuracy of any of the information contained herein, and makes no representations about its suitability for any particular purpose. Users should make their own judgements about those matters and/or seek independent advice. You assume all risks associated with use of data provided on this page

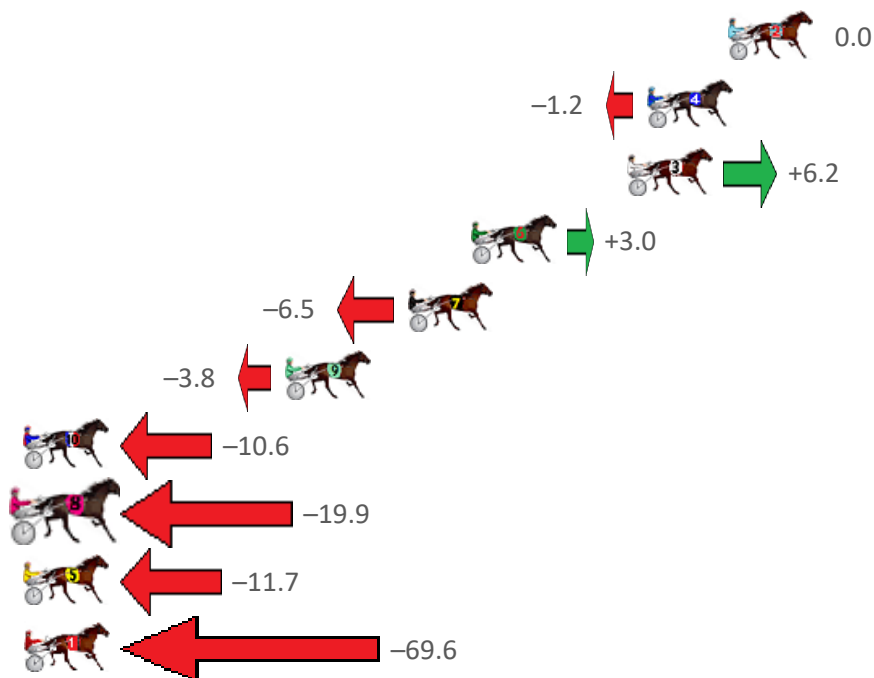
# Pinjarra Race 5 Distance 1684m

Monday, 11 December 2023

Gross Time: 2:01.30 MileRate: 1:55.90 LeadTime: 6.00s First Qtr: 29.50s Second Qtr: 30.20s Third Qtr: 28.20s Fourth Qtr: 27.40s

NoHorse	Plc	Mar	800 Posi	400 Posi	Time	3rd Qtr	4th Qtr
2 ERA	1	0.0m	0.0m (0)	0.0m (0)	2:01.30	28.20s	27.40s
4 LORD TITANIUM	2	3.2m	2.0m (1)	2.0m (1)	2:01.53	28.20s	27.48s
3 HELLO GORGEOUS	3	4.0m	10.2m (1)	11.6m (1)	2:01.59	28.29s	26.88s
6 IM DRINKINDOUBLES	4	10.2m	13.2m (0)	15.8m (1)	2:02.04	28.37s	27.02s
7 CLASSICAL ELLIE	5	12.7m	6.2m (1)	7.2m (1)	2:02.22	28.27s	27.77s
9 HILARIOUS REIGN	6	17.6m	13.8m (1)	12.0m (2)	2:02.57	28.08s	27.78s
10 HES THUNDER	7	28.4m	17.8m (1)	18.8m (2)	2:03.35	28.28s	28.05s
8 TIZA WISH	8	28.9m	9.0m (0)	19.2m (0)	2:03.38	28.91s	28.06s
5 ZAC YOUR NOBODY	9	33.5m	21.8m (1)	23.0m (1)	2:03.72	28.29s	28.12s
1 TELL ITIN HEAVEN	10	73.8m	4.2m (0)	14.6m (0)	2:06.62	28.98s	31.43s

## Finish Position and metres gained from 800m



**PJ Harness Analyser**  
Sectional Analysis Software – Not just a formguide!

[www.facebook.com/PJHarnessRacing](https://www.facebook.com/PJHarnessRacing)



RISE Digital, Harness Racing Australia nor the provider accepts any responsibility for the completeness or accuracy of any of the information contained herein, and makes no representations about its suitability for any particular purpose. Users should make their own judgements about those matters and/or seek independent advice. You assume all risks associated with use of data provided on this page

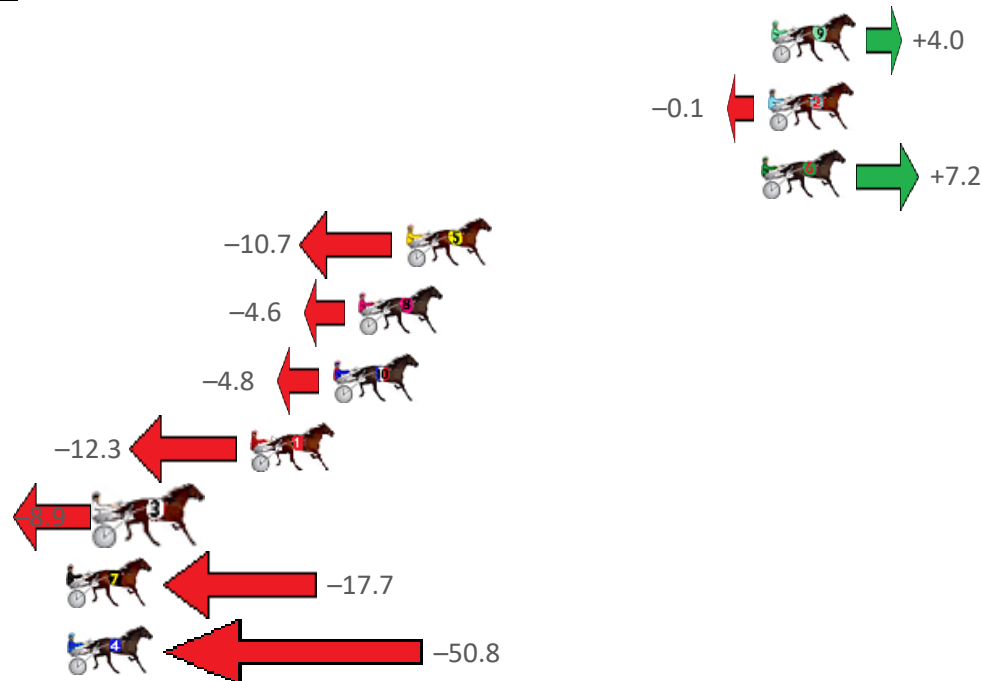
# Pinjarra Race 6 Distance 1684m

Monday, 11 December 2023

Gross Time: 2:01.50 MileRate: 1:56.10 LeadTime: 5.50s First Qtr: 28.90s Second Qtr: 30.40s Third Qtr: 28.20s Fourth Qtr: 28.50s

NoHorse	Plc	Mar	800 Posi	400 Posi	Time	3rd Qtr	4th Qtr
9 STAR LILLY	1	0.0m	4.0m (0)	4.0m (0)	2:01.50	28.20s	28.22s
2 BELLA RAGAZZA	2	0.1m	0.0m (0)	0.0m (0)	2:01.51	28.20s	28.51s
6 ALLAGLOW	3	0.4m	7.6m (1)	7.0m (2)	2:01.53	28.16s	28.03s
5 SPORTING GRACE	4	14.5m	3.8m (1)	3.0m (1)	2:02.59	28.14s	29.31s
8 MISS HIGH FASHION	5	16.4m	11.8m (1)	11.2m (2)	2:02.73	28.16s	28.87s
10 JADES FORTUNE	6	17.4m	12.6m (0)	16.0m (0)	2:02.80	28.44s	28.60s
1 YANKEEDELIGHT	7	20.7m	8.4m (0)	11.6m (0)	2:03.05	28.42s	29.14s
3 EASTON QUALITY	8	26.5m	17.6m (0)	16.0m (1)	2:03.48	28.08s	29.24s
7 PONZI BEACH	9	36.7m	19.0m (1)	16.8m (2)	2:04.25	28.04s	29.91s
4 IMA TINY DANCER	10	77.8m	27.0m (0)	35.0m (0)	2:07.32	28.75s	31.53s

Finish Position and metres gained from 800m



## PJ Harness Analyser

Sectional Analysis Software - Not just a formguide!

[www.facebook.com/PJHarnessRacing](https://www.facebook.com/PJHarnessRacing)



RISE Digital, Harness Racing Australia nor the provider accepts any responsibility for the completeness or accuracy of any of the information contained herein, and makes no representations about its suitability for any particular purpose. Users should make their own judgements about those matters and/or seek independent advice. You assume all risks associated with use of data provided on this page



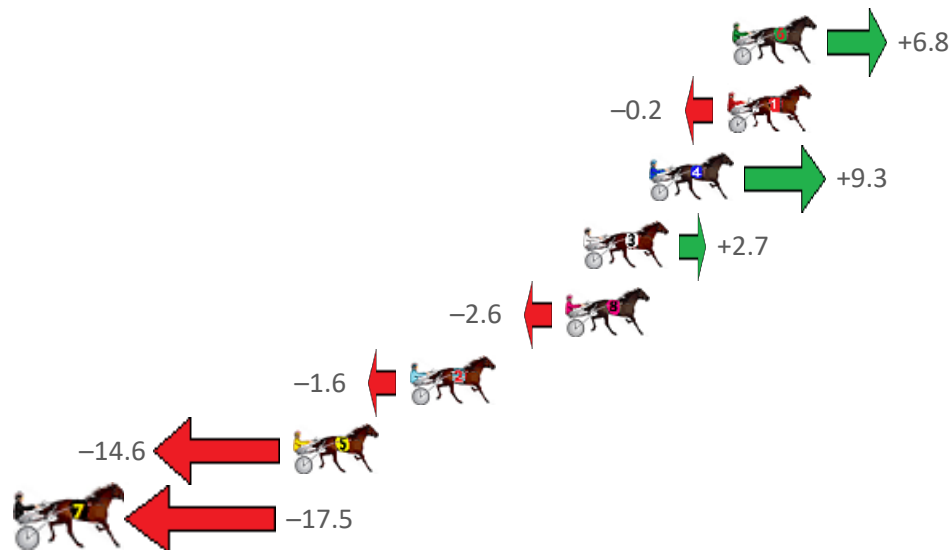
# Pinjarra Race 7 Distance 2185m

Monday, 11 December 2023

Gross Time: 2:38.40 MileRate: 1:56.60 LeadTime: 43.00s First Qtr: 31.30s Second Qtr: 28.90s Third Qtr: 27.40s Fourth Qtr: 27.80s

NoHorse	Plc	Mar	800 Posi	400 Posi	Time	3rd Qtr	4th Qtr
6 LIL HAPPY FELLA	1	0.0m	6.8m (1)	5.2m (1)	2:38.40	27.29s	27.44s
1 ROCK ARTIST	2	0.2m	0.0m (0)	0.0m (0)	2:38.41	27.40s	27.81s
4 EYE BETTER	3	3.3m	12.6m (0)	12.8m (0)	2:38.64	27.42s	27.14s
3 PRECOCIOUS LADY	4	5.9m	8.6m (0)	8.6m (0)	2:38.83	27.40s	27.61s
8 ALFREDI	5	6.6m	4.0m (0)	4.4m (0)	2:38.88	27.43s	27.95s
2 SPRING LINE	6	12.8m	11.2m (1)	9.6m (1)	2:39.34	27.29s	28.02s
5 MR CHIP	7	17.4m	2.8m (1)	1.2m (1)	2:39.67	27.28s	28.92s
7 BALTIC ACE	8	35.5m	18.0m (0)	21.0m (0)	2:41.00	27.60s	28.80s

## Finish Position and metres gained from 800m



# PJ Harness Analyser

Sectional Analysis Software – Not just a formguide!

[www.facebook.com/PJHarnessRacing](http://www.facebook.com/PJHarnessRacing)



RISE Digital, Harness Racing Australia nor the provider accepts any responsibility for the completeness or accuracy of any of the information contained herein, and makes no representations about its suitability for any particular purpose. Users should make their own judgements about those matters and/or seek independent advice. You assume all risks associated with use of data provided on this page

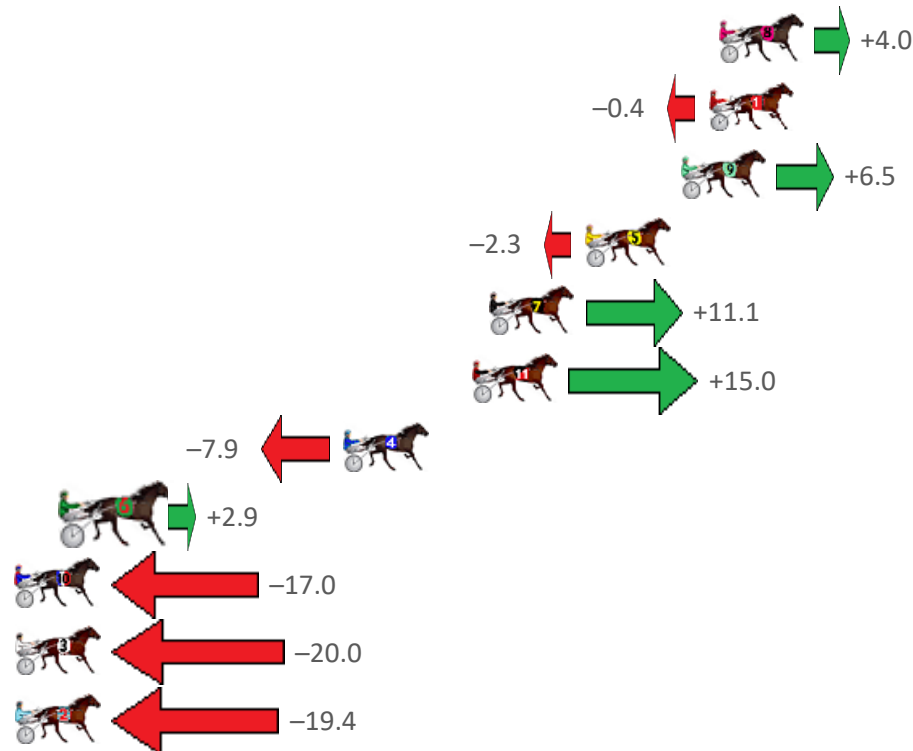
# Pinjarra Race 8 Distance 2185m

Monday, 11 December 2023

Gross Time: 2:40.50 MileRate: 1:58.20 LeadTime: 41.90s First Qtr: 31.40s Second Qtr: 31.10s Third Qtr: 28.30s Fourth Qtr: 27.80s

NoHorse	Plc	Mar	800 Posi	400 Posi	Time	3rd Qtr	4th Qtr
8 LOUCID DREAMS	1	0.0m	4.0m (0)	4.2m (0)	2:40.50	28.31s	27.51s
1 GULLY GUM	2	0.4m	0.0m (0)	0.0m (0)	2:40.53	28.30s	27.83s
9 CALIENTE	3	1.5m	8.0m (0)	8.0m (0)	2:40.61	28.30s	27.35s
5 LINEBACKER	4	5.3m	3.0m (1)	0.2m (1)	2:40.89	28.11s	28.15s
7 CUT N RUN	5	9.1m	20.2m (1)	0.8m (2)	2:41.17	26.95s	28.37s
11 ALL IS WELL	6	9.8m	24.8m (1)	11.4m (2)	2:41.22	27.36s	27.69s
4 BARBADOS	7	14.9m	7.0m (1)	7.8m (1)	2:41.59	28.36s	28.29s
6 IDEALINGOLD	8	25.7m	28.6m (1)	6.8m (2)	2:42.38	26.79s	29.11s
10 SUNPATRA	9	30.2m	13.2m (0)	13.2m (0)	2:42.71	28.31s	28.97s
3 BEALAWYER	10	31.0m	11.0m (1)	13.0m (1)	2:42.77	28.45s	29.04s
2 HAPPICHAPPI	11	35.0m	15.6m (1)	20.0m (0)	2:43.06	28.62s	28.84s

## Finish Position and metres gained from 800m



**PJ Harness Analyser**  
Sectional Analysis Software – Not just a formguide!

[www.facebook.com/PJHarnessRacing](https://www.facebook.com/PJHarnessRacing)



RISE Digital, Harness Racing Australia nor the provider accepts any responsibility for the completeness or accuracy of any of the information contained herein, and makes no representations about its suitability for any particular purpose. Users should make their own judgements about those matters and/or seek independent advice. You assume all risks associated with use of data provided on this page



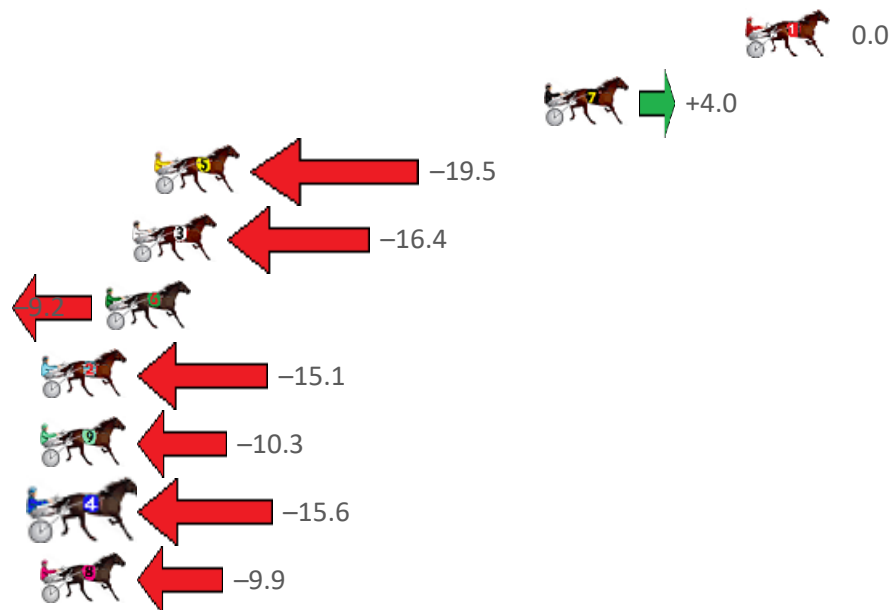
# Pinjarra Race 9 Distance 2631m

Monday, 11 December 2023

Gross Time: 3:15.30 MileRate: 1:59.50 LeadTime: 76.50s First Qtr: 31.50s Second Qtr: 30.50s Third Qtr: 29.50s Fourth Qtr: 27.30s

NoHorse	Plc	Mar	800 Posi	400 Posi	Time	3rd Qtr	4th Qtr
1 VENTURA	1	0.0m	0.0m (0)	0.0m (0)	3:15.30	29.50s	27.30s
7 COOPER	2	8.0m	12.0m (0)	3.4m (1)	3:15.87	28.91s	27.61s
5 YOU FLY WITH ME	3	23.5m	4.0m (0)	8.0m (0)	3:16.99	29.82s	28.35s
3 HES ROYAL BLUE	4	24.4m	8.0m (0)	13.8m (0)	3:17.05	29.94s	28.02s
6 PIVOTAL	5	25.4m	16.2m (0)	11.2m (1)	3:17.13	29.19s	28.26s
2 CHRYSOPRASE	6	35.7m	20.6m (0)	14.6m (2)	3:17.87	29.13s	28.73s
9 GOOD TIMES AHEAD	7	39.5m	29.2m (0)	20.6m (0)	3:18.14	28.94s	28.58s
4 SAGATIOUS	8	40.8m	25.2m (0)	17.4m (1)	3:18.23	29.01s	28.89s
8 HOTFOOT IT	9	43.9m	34.0m (0)	28.4m (0)	3:18.46	29.15s	28.35s

Finish Position and metres gained from 800m



## PJ Harness Analyser

Sectional Analysis Software – Not just a formguide!

[www.facebook.com/PJHarnessRacing](https://www.facebook.com/PJHarnessRacing)



RISE Digital, Harness Racing Australia nor the provider accepts any responsibility for the completeness or accuracy of any of the information contained herein, and makes no representations about its suitability for any particular purpose. Users should make their own judgements about those matters and/or seek independent advice. You assume all risks associated with use of data provided on this page