

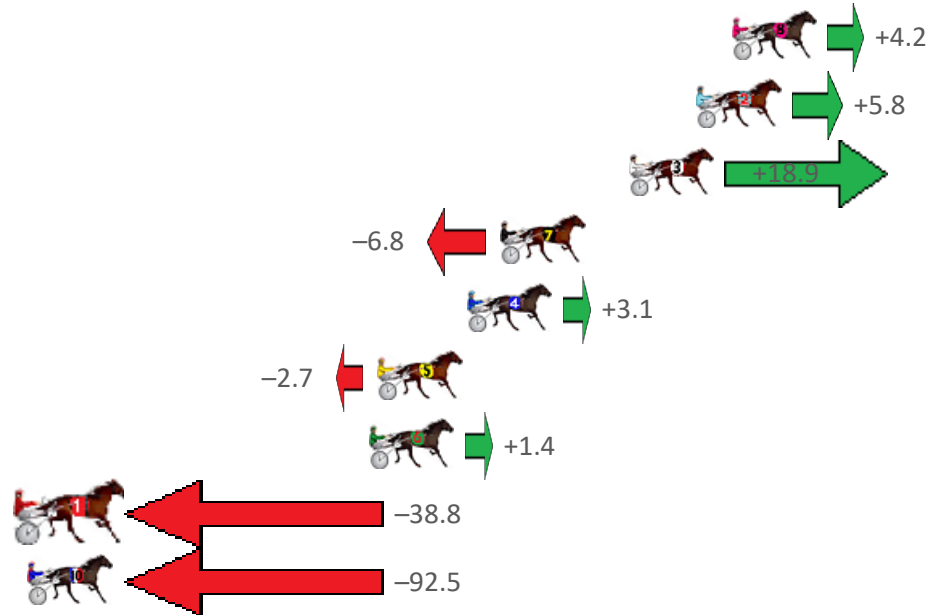
Pinjarra Race 1 Distance 2185m

Monday, 18 December 2023

Gross Time: 2:45.70 MileRate: 2:02.00 LeadTime: 44.20s First Qtr: 32.30s Second Qtr: 29.60s Third Qtr: 29.60s Fourth Qtr: 30.00s

NoHorse	Plc	Mar	800 Posi	400 Posi	Time	3rd Qtr	4th Qtr
8 ELISH STAR	1	0.0m	4.2m (0)	4.4m (1)	2:45.70	29.62s	29.67s
2 NICKYS SON	2	1.4m	7.2m (1)	1.6m (2)	2:45.81	29.19s	29.99s
3 GRAND MAJESTIC BE	3	4.1m	23.0m (0)	16.4m (0)	2:46.02	29.12s	29.08s
7 STAY FOCUSED	4	9.2m	2.4m (1)	0.0m (1)	2:46.42	29.42s	30.69s
4 TENNERSON	5	10.5m	13.6m (0)	8.8m (1)	2:46.53	29.24s	30.13s
5 KYVALLEY CLICHY	6	14.1m	11.4m (1)	7.0m (2)	2:46.81	29.27s	30.53s
6 BONNIE RAE	7	14.4m	15.8m (1)	3.0m (3)	2:46.83	28.65s	30.85s
1 DREAMBIGAIMHIGH	8	38.8m	0.0m (0)	2.8m (0)	2:48.75	29.79s	32.68s
10 MRIYA DREAM	9	101.7m	9.2m (0)	7.0m (0)	2:53.69	29.39s	37.06s

Finish Position and metres gained from 800m





PJ Harness Analyser

Sectional Analysis Software - Not just a formguide!

www.facebook.com/PJHarnessRacing



RISE Digital, Harness Racing Australia nor the provider accepts any responsibility for the completeness or accuracy of any of the information contained herein, and makes no representations about its suitability for any particular purpose. Users should make their own judgements about those matters and/or seek independent advice. You assume all risks associated with use of data provided on this page

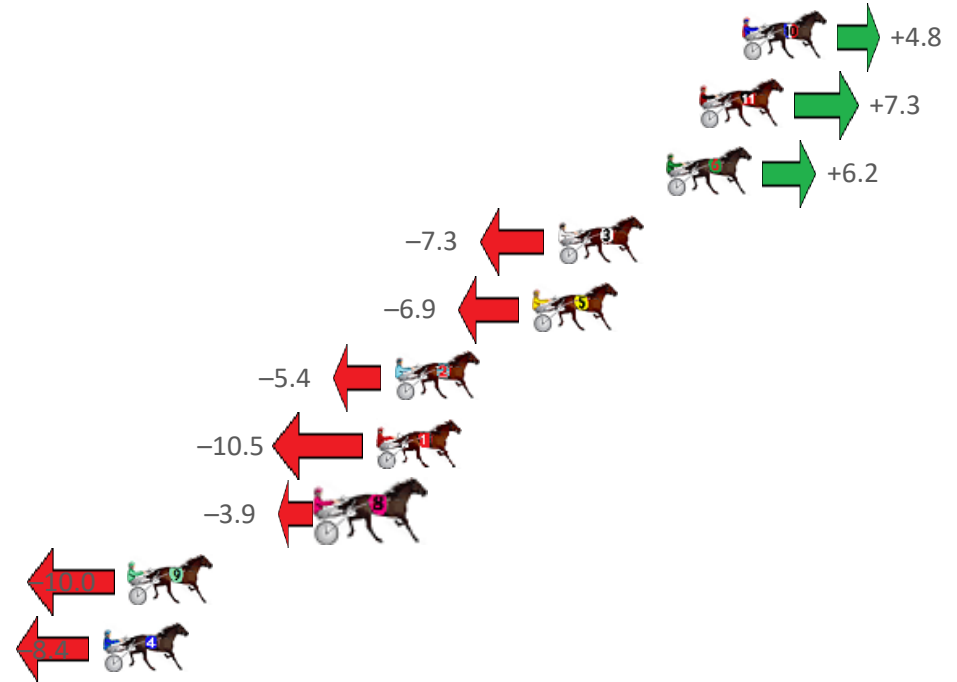
Pinjarra Race 2 Distance 1684m

Monday, 18 December 2023

Gross Time: 2:03.80 MileRate: 1:58.30 LeadTime: 5.90s First Qtr: 30.00s Second Qtr: 31.30s Third Qtr: 27.80s Fourth Qtr: 28.80s

NoHorse	Plc	Mar	800 Posi	400 Posi	Time	3rd Qtr	4th Qtr
10 LUCI KANE	1	0.0m	4.8m (2)	3.2m (2)	2:03.80	27.69s	28.57s
11 JIMMY ROCKS	2	1.7m	9.0m (2)	7.4m (2)	2:03.93	27.69s	28.39s
6 AMARETTO ANGEL	3	3.0m	9.2m (1)	6.2m (0)	2:04.03	27.59s	28.57s
3 SONIC SEELSTER	4	7.3m	0.0m (0)	0.0m (0)	2:04.35	27.79s	29.32s
5 FUNKY MUSIC	5	8.3m	1.4m (1)	1.6m (1)	2:04.43	27.81s	29.28s
2 STRAUNYS SISTER	6	13.8m	8.4m (0)	17.8m (0)	2:04.84	28.47s	28.51s
1 VYBRANT	7	14.5m	4.0m (0)	12.8m (0)	2:04.90	28.42s	28.92s
8 SATAN PRINCESS	8	16.5m	12.6m (0)	24.4m (0)	2:05.05	28.64s	28.23s
9 LETHAL IMPACT	9	24.4m	14.4m (1)	15.8m (1)	2:05.64	27.89s	29.42s
4 HURRICANE JOY	10	25.4m	17.0m (0)	27.2m (1)	2:05.72	28.52s	28.67s

Finish Position and metres gained from 800m





PJ Harness Analyser

Sectional Analysis Software - Not just a formguide!

www.facebook.com/PJHarnessRacing



RISE Digital, Harness Racing Australia nor the provider accepts any responsibility for the completeness or accuracy of any of the information contained herein, and makes no representations about its suitability for any particular purpose. Users should make their own judgements about those matters and/or seek independent advice. You assume all risks associated with use of data provided on this page

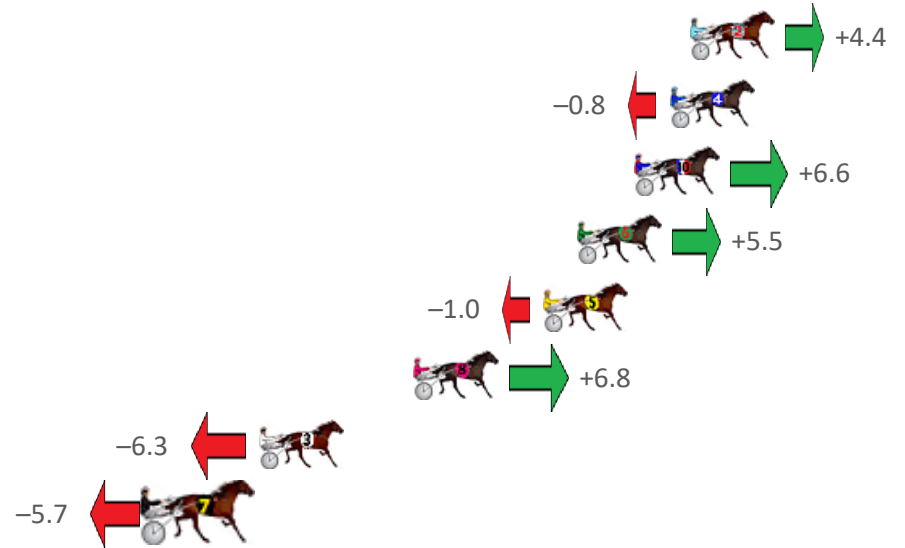
Pinjarra Race 3 Distance 1177m

Monday, 18 December 2023

Gross Time: 1:24.10 MileRate: 1:55.00 LeadTime: 26.70s First Qtr: 0.00s Second Qtr: 0.00s Third Qtr: 28.40s Fourth Qtr: 29.00s

NoHorse	Plc	Mar	800 Posi	400 Posi	Time	3rd Qtr	4th Qtr
2 BILLY TO THE MAX	1	0.0m	4.4m (0)	4.0m (0)	1:24.10	28.37s	28.71s
4 RECOVER LOVER	2	0.8m	0.0m (0)	0.0m (0)	1:24.16	28.40s	29.06s
10 CLASSICAL ELLIE	3	2.2m	8.8m (2)	4.8m (2)	1:24.27	28.12s	28.81s
6 SHES A LUCKY PENN	4	4.5m	10.0m (1)	7.6m (1)	1:24.44	28.23s	28.78s
5 SYNCOPATION	5	5.8m	4.8m (1)	3.2m (1)	1:24.54	28.28s	29.19s
8 IMMACHULATE	6	11.0m	17.8m (1)	18.6m (2)	1:24.94	28.46s	28.45s
3 YANKEEDELIGHT	7	17.1m	10.8m (0)	14.8m (0)	1:25.40	28.68s	29.17s
7 CONSTELLATIONJEW	8	21.3m	15.6m (0)	18.6m (1)	1:25.72	28.61s	29.19s

Finish Position and metres gained from 800m





PJ Harness Analyser

Sectional Analysis Software - Not just a formguide!

www.facebook.com/PJHarnessRacing




Pinjarra Race 4 Distance 1684m

Monday, 18 December 2023

Gross Time: 2:03.70 MileRate: 1:58.20 LeadTime: 5.70s First Qtr: 28.50s Second Qtr: 31.50s Third Qtr: 29.20s Fourth Qtr: 28.80s

NoHorse	Plc	Mar	800 Posi	400 Posi	Time	3rd Qtr	4th Qtr
3 ALTA EXPRESS	1	0.0m	0.0m (0)	0.0m (0)	2:03.70	29.20s	28.80s
8 VEEFORVICTORY	2	0.8m	8.2m (0)	8.2m (0)	2:03.76	29.20s	28.27s
1 SONGSTER	3	2.8m	4.2m (0)	4.0m (0)	2:03.91	29.18s	28.71s
4 INEDA DRINK	4	22.5m	18.8m (1)	17.6m (2)	2:05.40	29.12s	29.15s
5 SWEET ROSEY	5	23.1m	20.6m (0)	22.0m (0)	2:05.45	29.30s	28.88s
2 DELIGHTABLE	6	23.2m	15.0m (1)	14.4m (1)	2:05.45	29.16s	29.43s
9 OUR MUSICAL MOTI	7	25.5m	12.6m (0)	13.8m (0)	2:05.63	29.29s	29.64s
7 PANDORAS ART	8	25.7m	10.8m (1)	5.0m (1)	2:05.64	28.79s	30.28s
10 KRIPKE	9	27.9m	16.6m (0)	17.6m (0)	2:05.81	29.28s	29.54s
6 BATAVIA NORTH	10	33.2m	23.0m (1)	22.0m (1)	2:06.21	29.13s	29.60s

Finish Position and metres gained from 800m





PJ Harness Analyser

Sectional Analysis Software - Not just a formguide!

www.facebook.com/PJHarnessRacing



RISE Digital, Harness Racing Australia nor the provider accepts any responsibility for the completeness or accuracy of any of the information contained herein, and makes no representations about its suitability for any particular purpose. Users should make their own judgements about those matters and/or seek independent advice. You assume all risks associated with use of data provided on this page

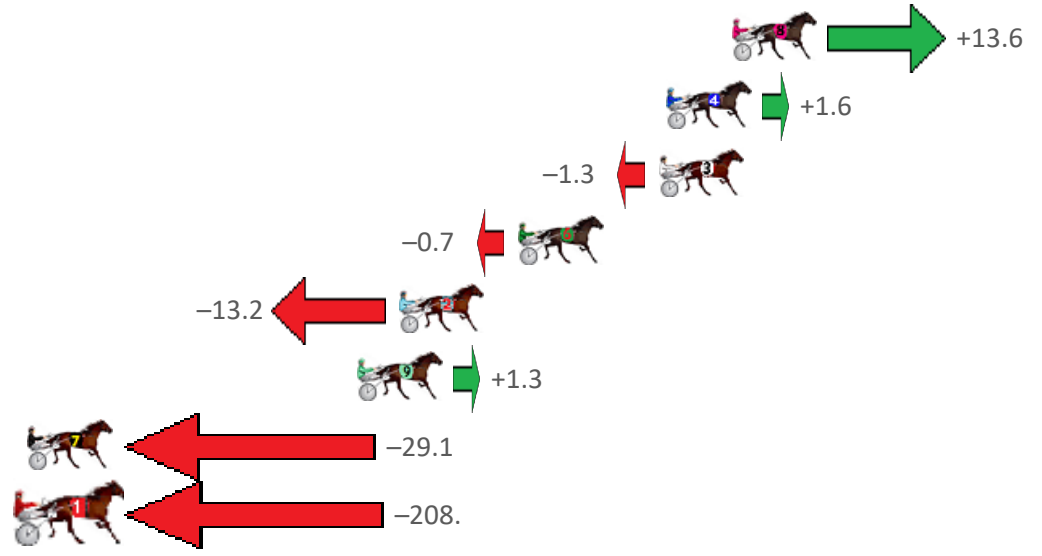
Pinjarra Race 5 Distance 1177m

Monday, 18 December 2023

Gross Time: 1:23.60 MileRate: 1:54.30 LeadTime: 25.80s First Qtr: 0.00s Second Qtr: 0.00s Third Qtr: 28.50s Fourth Qtr: 29.30s

NoHorse	Plc	Mar	800 Posi	400 Posi	Time	3rd Qtr	4th Qtr
8 LOUIE LEBEAU	1	0.0m	13.6m (1)	9.0m (1)	1:23.60	28.18s	28.64s
4 BEALAWYER	2	2.6m	4.2m (0)	5.0m (0)	1:23.80	28.56s	29.13s
3 LUHRSY	3	2.9m	1.6m (1)	0.2m (1)	1:23.82	28.40s	29.50s
6 THE MIGHTY WARRI	4	8.5m	7.8m (1)	5.0m (1)	1:24.25	28.30s	29.55s
2 ZAC YOUR NOBODY	5	13.2m	0.0m (0)	0.0m (0)	1:24.61	28.49s	30.26s
9 IWILL NEVER KNOW	6	14.9m	16.2m (2)	8.4m (3)	1:24.74	27.93s	29.77s
7 HEZ SAM	7	33.9m	4.8m (2)	7.0m (2)	1:26.20	28.63s	31.26s
1 SON OF STARSKY	8	238.7m	30.0m (0)	180.0m (0)	1:41.94	39.22s	33.58s

Finish Position and metres gained from 800m





PJ Harness Analyser

Sectional Analysis Software - Not just a formguide!

www.facebook.com/PJHarnessRacing



RISE Digital, Harness Racing Australia nor the provider accepts any responsibility for the completeness or accuracy of any of the information contained herein, and makes no representations about its suitability for any particular purpose. Users should make their own judgements about those matters and/or seek independent advice. You assume all risks associated with use of data provided on this page

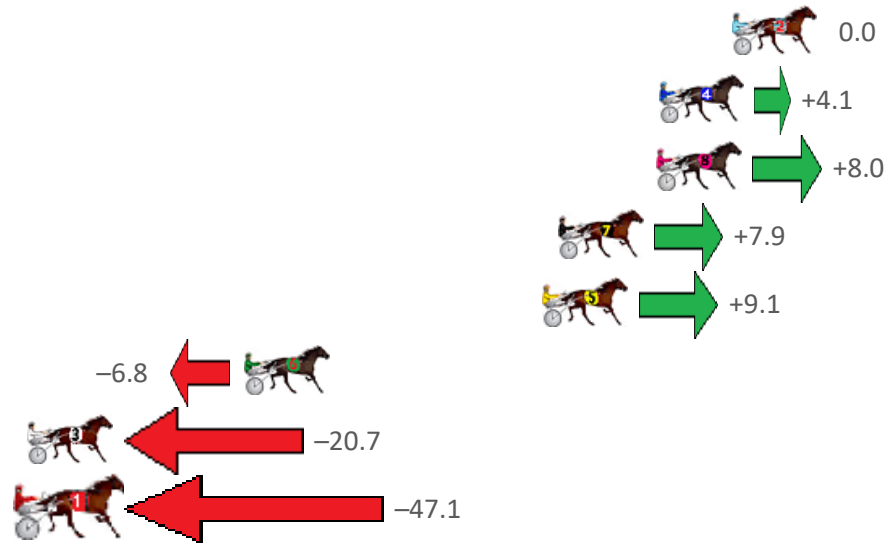
Pinjarra Race 6 Distance 2185m

Monday, 18 December 2023

Gross Time: 2:38.40 MileRate: 1:56.60 LeadTime: 40.20s First Qtr: 31.50s Second Qtr: 30.00s Third Qtr: 27.70s Fourth Qtr: 29.00s

NoHorse	Plc	Mar	800 Posi	400 Posi	Time	3rd Qtr	4th Qtr
2 ARTISTIC SCRIBE	1	0.0m	0.0m (0)	0.0m (0)	2:38.40	27.70s	29.00s
4 SPORTING GRACE	2	2.9m	7.0m (1)	4.2m (0)	2:38.62	27.50s	28.91s
8 MACHS LEGACY	3	3.0m	11.0m (1)	4.6m (1)	2:38.63	27.25s	28.88s
7 PRECOCIOUS LADY	4	6.9m	14.8m (1)	9.8m (1)	2:38.93	27.35s	28.79s
5 MINOR CATASTROP	5	7.5m	16.6m (0)	14.0m (2)	2:38.97	27.53s	28.53s
6 SISTER ACT	6	19.4m	12.6m (0)	19.8m (2)	2:39.88	28.21s	28.97s
3 CHERRY ON THE CAK	7	28.9m	8.2m (0)	16.6m (1)	2:40.60	28.27s	29.89s
1 LIL DELIGHT	8	51.3m	4.2m (0)	13.6m (0)	2:42.30	28.30s	31.72s

Finish Position and metres gained from 800m





PJ Harness Analyser

Sectional Analysis Software - Not just a formguide!

www.facebook.com/PJHarnessRacing



RISE Digital, Harness Racing Australia nor the provider accepts any responsibility for the completeness or accuracy of any of the information contained herein, and makes no representations about its suitability for any particular purpose. Users should make their own judgements about those matters and/or seek independent advice. You assume all risks associated with use of data provided on this page

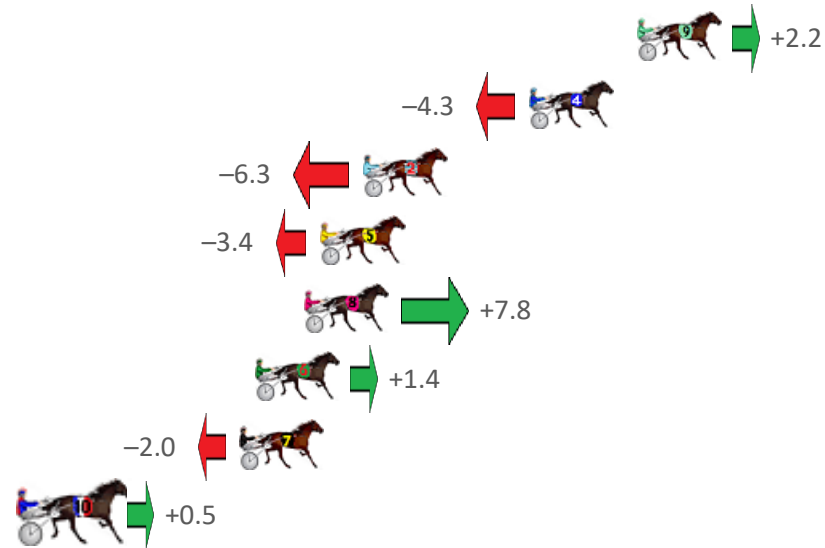
Pinjarra Race 7 Distance 1177m

Monday, 18 December 2023

Gross Time: 1:21.90 MileRate: 1:52.00 LeadTime: 25.20s First Qtr: 0.00s Second Qtr: 0.00s Third Qtr: 28.20s Fourth Qtr: 28.50s

NoHorse	Plc	Mar	800 Posi	400 Posi	Time	3rd Qtr	4th Qtr
9 HEAVENLY WAGE	1	0.0m	2.2m (1)	1.2m (1)	1:21.90	28.13s	28.41s
4 ALFREDI	2	4.3m	0.0m (0)	0.0m (0)	1:22.22	28.20s	28.80s
2 ISAIDBOO	3	10.9m	4.6m (0)	5.2m (0)	1:22.72	28.24s	28.90s
5 FLAMING CULLEN	4	12.6m	9.2m (1)	4.4m (2)	1:22.84	27.86s	29.08s
8 JADES FORTUNE	5	13.2m	21.0m (1)	13.8m (1)	1:22.89	27.69s	28.46s
6 COHLIN	6	15.2m	16.6m (0)	16.4m (0)	1:23.04	28.19s	28.41s
7 IDEAL WHITBY	7	15.8m	13.8m (1)	8.2m (2)	1:23.08	27.80s	29.04s
10 SUNPATRA	8	24.1m	24.6m (0)	21.2m (0)	1:23.70	27.96s	28.71s

Finish Position and metres gained from 800m



PJ Harness Analyser

Sectional Analysis Software - Not just a formguide!

www.facebook.com/PJHarnessRacing

RISE Digital, Harness Racing Australia nor the provider accepts any responsibility for the completeness or accuracy of any of the information contained herein, and makes no representations about its suitability for any particular purpose. Users should make their own judgements about those matters and/or seek independent advice. You assume all risks associated with use of data provided on this page

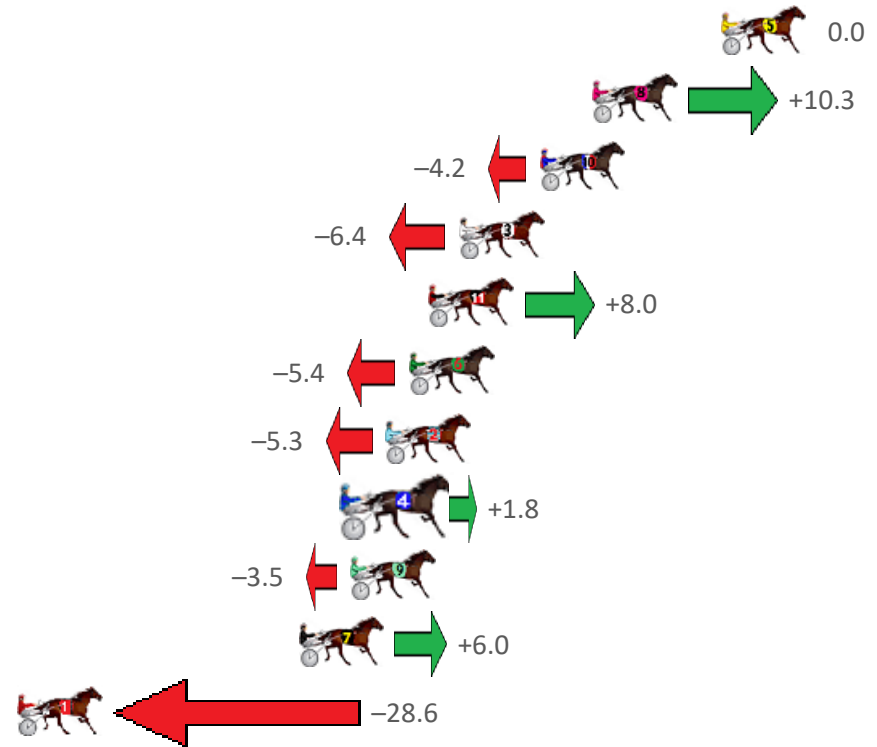
Pinjarra Race 8 Distance 2185m

Monday, 18 December 2023

Gross Time: 2:38.40 MileRate: 1:56.70 LeadTime: 40.40s First Qtr: 31.50s Second Qtr: 29.40s Third Qtr: 28.40s Fourth Qtr: 28.70s

NoHorse	Plc	Mar	800 Posi	400 Posi	Time	3rd Qtr	4th Qtr
5 FLASHING ARK	1	0.0m	0.0m (0)	0.0m (0)	2:38.40	28.40s	28.70s
8 COLORADO BANNER	2	5.1m	15.4m (1)	8.4m (2)	2:38.78	27.90s	28.46s
10 INSTA GATOR	3	7.2m	3.0m (1)	2.0m (1)	2:38.94	28.33s	29.07s
3 SLAMMA ALABAMA	4	10.4m	4.0m (0)	6.2m (0)	2:39.18	28.55s	29.00s
11 GULLY GUM	5	11.6m	19.6m (1)	3.6m (2)	2:39.27	27.26s	29.27s
6 BEACH CAPTAIN	6	12.4m	7.0m (1)	6.4m (1)	2:39.33	28.36s	29.13s
2 SKIPPIN CLASS	7	13.3m	8.0m (0)	10.8m (0)	2:39.40	28.60s	28.88s
4 MAJOR MANHATTA	8	14.6m	16.4m (0)	12.6m (2)	2:39.50	28.13s	28.84s
9 ERA	9	14.7m	11.2m (1)	12.0m (1)	2:39.51	28.46s	28.89s
7 MY CAPTAIN MY CAP	10	16.8m	22.8m (2)	12.8m (3)	2:39.67	27.69s	28.99s
1 IMAHERO	11	40.8m	12.2m (0)	19.2m (0)	2:41.47	28.89s	30.24s

Finish Position and metres gained from 800m





PJ Harness Analyser

Sectional Analysis Software - Not just a formguide!

www.facebook.com/PJHarnessRacing



RISE Digital, Harness Racing Australia nor the provider accepts any responsibility for the completeness or accuracy of any of the information contained herein, and makes no representations about its suitability for any particular purpose. Users should make their own judgements about those matters and/or seek independent advice. You assume all risks associated with use of data provided on this page

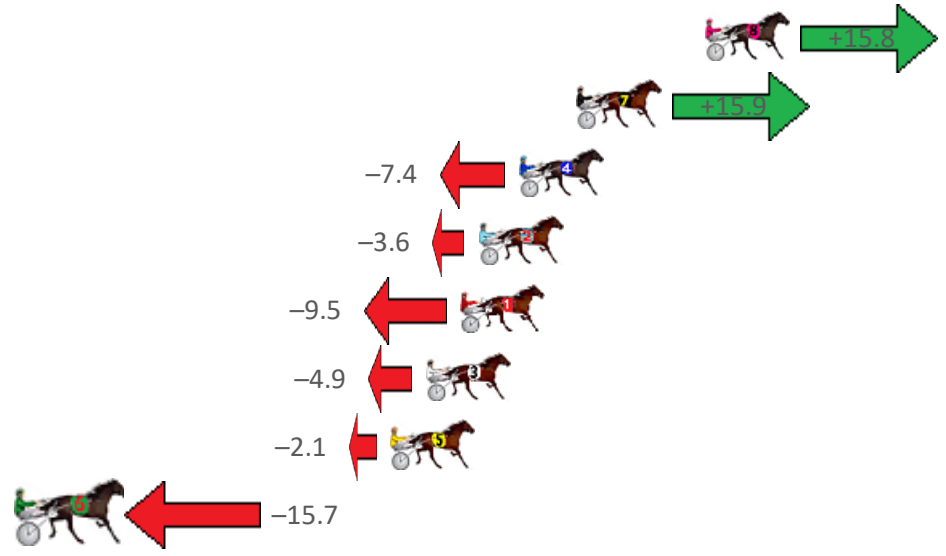
Pinjarra Race 9 Distance 1177m

Monday, 18 December 2023

Gross Time: 1:22.00 MileRate: 1:52.00 LeadTime: 25.80s First Qtr: 0.00s Second Qtr: 0.00s Third Qtr: 27.40s Fourth Qtr: 28.80s

NoHorse	Plc	Mar	800 Posi	400 Posi	Time	3rd Qtr	4th Qtr
8 MY ULTIMATE BAXTE	1	0.0m	15.8m (1)	0.4m (2)	1:22.00	26.32s	28.77s
7 EYE BETTER	2	5.1m	21.0m (1)	13.6m (2)	1:22.39	26.90s	28.19s
4 HOTFOOT IT	3	7.4m	0.0m (1)	0.0m (1)	1:22.56	27.39s	29.33s
2 STREET APPEAL	4	9.0m	5.4m (0)	7.2m (0)	1:22.68	27.52s	28.93s
1 TEVARICH	5	9.7m	0.2m (0)	3.2m (0)	1:22.73	27.60s	29.27s
3 BEYOND BLING	6	11.1m	6.2m (1)	6.0m (1)	1:22.84	27.38s	29.17s
5 UNDER THE ALTA	7	12.5m	10.4m (0)	11.4m (0)	1:22.94	27.47s	28.88s
6 HES ROYAL BLUE	8	26.9m	11.2m (1)	10.8m (1)	1:24.03	27.34s	29.95s

Finish Position and metres gained from 800m





PJ Harness Analyser

Sectional Analysis Software - Not just a formguide!

www.facebook.com/PJHarnessRacing



RISE Digital, Harness Racing Australia nor the provider accepts any responsibility for the completeness or accuracy of any of the information contained herein, and makes no representations about its suitability for any particular purpose. Users should make their own judgements about those matters and/or seek independent advice. You assume all risks associated with use of data provided on this page

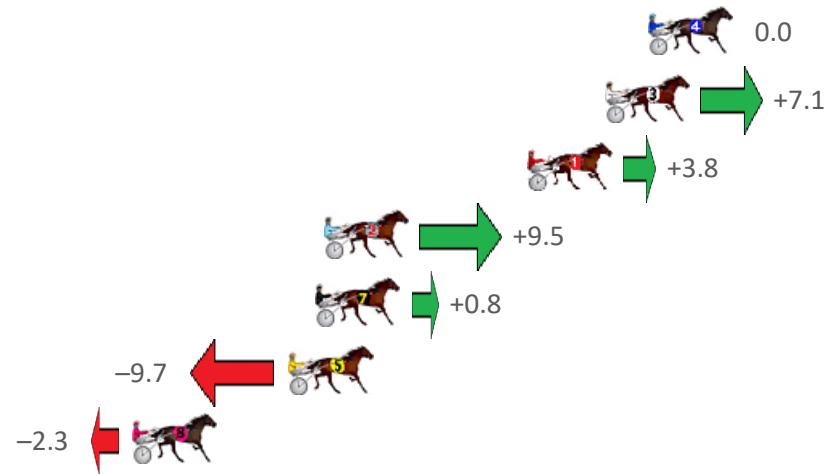
Pinjarra Race 10 Distance 2116m

Monday, 18 December 2023

Gross Time: 2:36.00 MileRate: 1:58.70 LeadTime: 37.60s First Qtr: 31.60s Second Qtr: 29.50s Third Qtr: 27.50s Fourth Qtr: 29.80s

NoHorse	Plc	Mar	800 Posi	400 Posi	Time	3rd Qtr	4th Qtr
4 CALIENTE	1	0.0m	0.0m (0)	0.0m (0)	2:36.00	27.50s	29.80s
3 FRANCO MECCA	2	1.7m	8.8m (1)	7.2m (1)	2:36.13	27.40s	29.39s
1 CRY HAVOC	3	4.8m	8.6m (0)	11.6m (1)	2:36.37	27.73s	29.30s
2 FIREFLY	4	12.9m	22.4m (0)	16.8m (3)	2:37.01	27.11s	29.51s
7 OBSERVATION	5	13.2m	14.0m (0)	16.6m (0)	2:37.03	27.69s	29.55s
5 SKIPPYS DELIGHT	6	14.3m	4.6m (0)	8.6m (0)	2:37.12	27.77s	30.22s
8 TUMBLIN DICE	7	20.5m	18.2m (0)	14.6m (2)	2:37.60	27.23s	30.24s

Finish Position and metres gained from 800m





PJ Harness Analyser

Sectional Analysis Software - Not just a formguide!

www.facebook.com/PJHarnessRacing

