

Albany Race 1 Distance 2265m

Friday, 26 January 2024

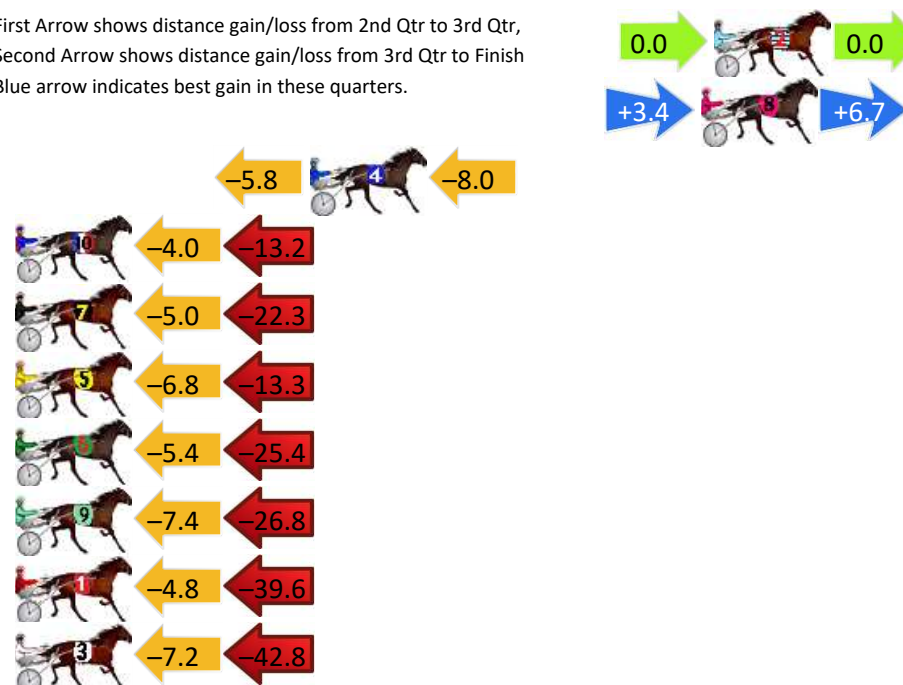
Gross Time: 2:49.10 MileRate: 2:00.10 LeadTime: 49.00s First Qtr: 32.10s Second Qtr: 30.20s Third Qtr: 28.70s Fourth Qtr: 29.10s

DATA TABLE: 800 / 400 Posi's are position from leader and (how wide the horse was at that position)

NoHorse	Plc	Mar	800 Posi	400 Posi	Time	3rd Qtr	4th Qt
2 DIAMOND DANCE	1	0.0m	0.0m (0)	0.0m (0)	2:49.10	28.70s	29.10s
8 AMERICAN MONARCH	2	0.5m	10.6m (1)	7.2m (2)	2:49.14	28.46s	28.62s
4 HELLO GORGEOUS	3	16.2m	2.4m (1)	8.2m (1)	2:50.34	29.11s	29.68s
10 YOUR GRACE	4	35.8m	18.6m (1)	22.6m (2)	2:51.83	28.98s	30.05s
7 INFRINGEMENTNOTICE	5	36.5m	9.2m (0)	14.2m (0)	2:51.89	29.05s	30.71s
5 THIS TIME JACKO	6	40.1m	20.0m (0)	26.8m (1)	2:52.16	29.18s	30.06s
6 ANYLOVEISGOODLOVE	7	46.0m	15.2m (0)	20.6m (0)	2:52.61	29.08s	30.94s
9 LIZZIE THORPE	8	48.8m	14.6m (1)	22.0m (1)	2:52.83	29.22s	31.04s
1 GALEOCERDO CUVIER	9	49.0m	4.6m (0)	9.4m (0)	2:52.84	29.03s	31.96s
3 IWILL NEVER KNOW	10	56.6m	6.6m (1)	13.8m (1)	2:53.42	29.20s	32.20s

Finish Position and metres gained

First Arrow shows distance gain/loss from 2nd Qtr to 3rd Qtr, Second Arrow shows distance gain/loss from 3rd Qtr to Finish
Blue arrow indicates best gain in these quarters.



800

Visual positions in race at 2nd Quarter



400

Visual positions in race at 3rd Quarter



Powered by



Harness Analyser

Sectional Analysis Software

Not just form | Free Trial

www.facebook.com/PJHarnessRacing



RISE Digital, Harness Racing Australia nor the provider accepts any responsibility for the completeness or accuracy of any of the information contained herein, and makes no representations about its suitability for any particular purpose. Users should make their own judgements about those matters and/or seek independent advice. You assume all risks associated with use of data provided on this page

Albany Race 2 Distance 2265m

Friday, 26 January 2024


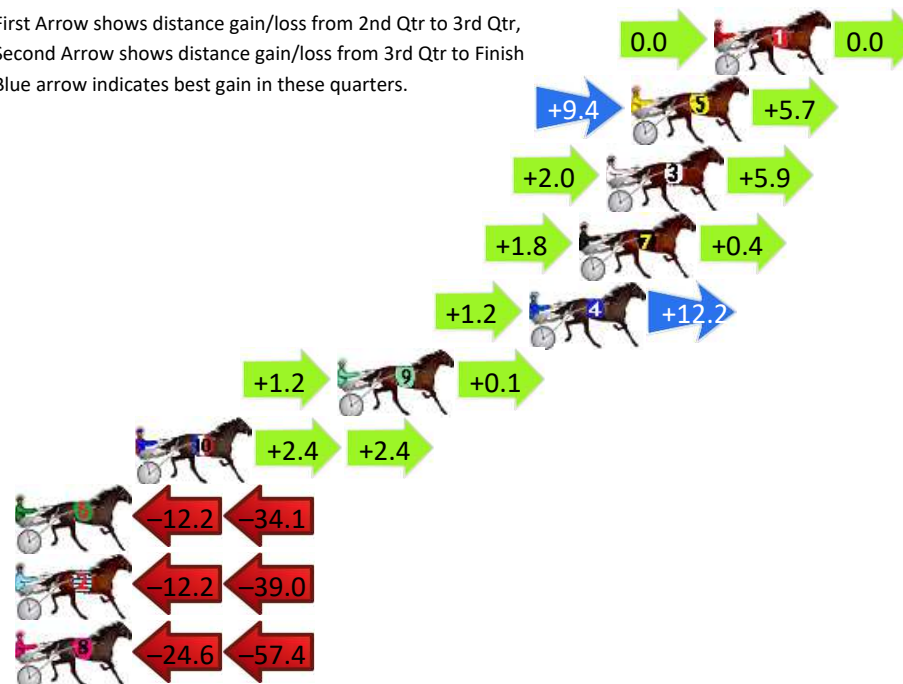
Gross Time: 2:48.70 MileRate: 1:59.90 LeadTime: 47.20s First Qtr: 31.30s Second Qtr: 29.60s Third Qtr: 29.60s Fourth Qtr: 31.00s

DATA TABLE: 800 / 400 Posi's are position from leader and (how wide the horse was at that position)

No	Horse	Plc	Mar	800 Posi	400 Posi	Time	3rd Qtr	4th Qt
1	GYPSY DRAGON	1	0.0m	0.0m (0)	0.0m (0)	2:48.70	29.60s	31.00s
5	SANFORD HARRY	2	3.3m	18.4m (1)	9.0m (1)	2:48.97	28.90s	30.56s
3	CRACKA TINNY	3	4.3m	12.2m (0)	10.2m (0)	2:49.05	29.46s	30.55s
7	MISTER SAUVAGE	4	5.4m	7.6m (0)	5.8m (0)	2:49.14	29.47s	30.97s
4	SPORTS CENTRAL	5	7.4m	20.8m (0)	19.6m (0)	2:49.30	29.53s	30.06s
9	CYBER STORM	6	15.1m	16.4m (0)	15.2m (0)	2:49.92	29.51s	30.99s
10	FIRST AIRBORNE	7	23.2m	28.0m (0)	25.6m (0)	2:50.58	29.42s	30.82s
6	SPEED FORCE	8	55.3m	9.0m (1)	21.2m (1)	2:53.18	30.46s	33.63s
2	HUMDINGER	9	64.8m	13.6m (1)	25.8m (1)	2:53.95	30.45s	34.01s
8	HALF KIDDING	10	122.4m	40.4m (0)	65.0m (0)	2:58.62	31.35s	35.42s

Finish Position and metres gained

First Arrow shows distance gain/loss from 2nd Qtr to 3rd Qtr,
Second Arrow shows distance gain/loss from 3rd Qtr to Finish
Blue arrow indicates best gain in these quarters.



Albany Race 3 Distance 1832m

Friday, 26 January 2024

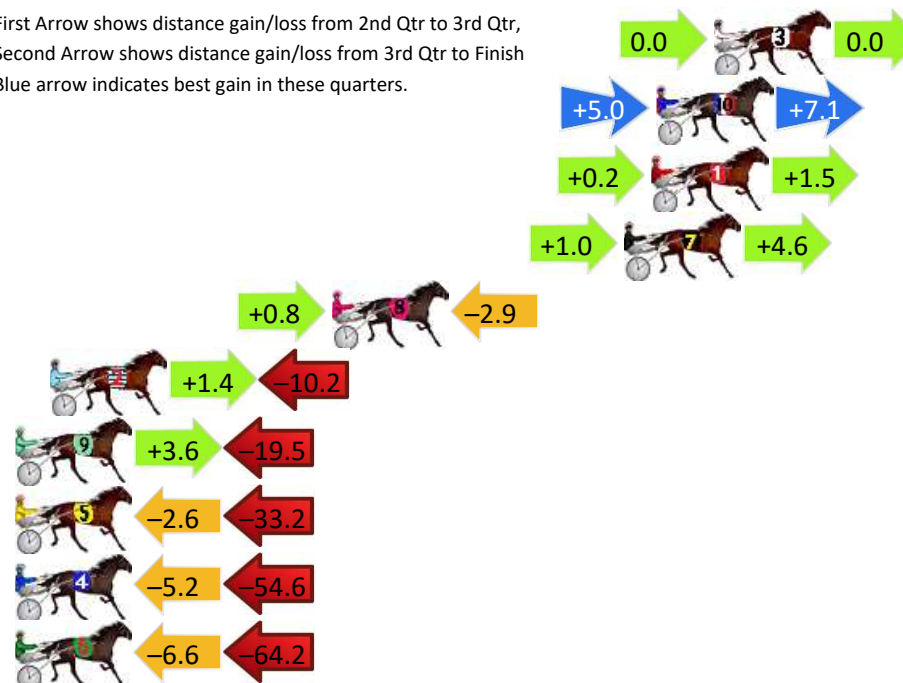
Gross Time: 2:14.40 MileRate: 1:58.10 LeadTime: 14.10s First Qtr: 31.80s Second Qtr: 30.60s Third Qtr: 28.80s Fourth Qtr: 29.10s

DATA TABLE: 800 / 400 Posi's are position from leader and (how wide the horse was at that position)

NoHorse	Plc	Mar	800 Posi	400 Posi	Time	3rd Qtr	4th Qt
3 BAZAAR PACKAGE	1	0.0m	0.0m (0)	0.0m (0)	2:14.40	28.80s	29.10s
10 KOOLBARDI NAVAJO	2	2.3m	14.4m (1)	9.4m (3)	2:14.58	28.44s	28.59s
1 OUR EAGLE BAY	3	2.5m	4.2m (0)	4.0m (0)	2:14.59	28.79s	28.99s
7 QUINTESSENCE	4	3.6m	9.2m (0)	8.2m (0)	2:14.67	28.73s	28.77s
8 ALTAIR STAR	5	15.3m	13.2m (0)	12.4m (0)	2:15.57	28.74s	29.31s
2 MUMMAS LITTLE STAR	6	26.6m	17.8m (0)	16.4m (0)	2:16.43	28.70s	29.84s
9 PINK PARADE	7	36.5m	20.6m (1)	17.0m (2)	2:17.19	28.53s	30.51s
5 BILLY TO THE MAX	8	46.0m	10.2m (1)	12.8m (1)	2:17.91	28.97s	31.50s
4 HEAVENLY BLISS	9	66.0m	6.2m (1)	11.4m (2)	2:19.44	29.15s	33.05s
6 ALEXANDRA THEGREAT	10	72.0m	1.2m (1)	7.8m (1)	2:19.90	29.25s	33.74s

Finish Position and metres gained

First Arrow shows distance gain/loss from 2nd Qtr to 3rd Qtr, Second Arrow shows distance gain/loss from 3rd Qtr to Finish
Blue arrow indicates best gain in these quarters.



800

Visual positions in race at 2nd Quarter



400

Visual positions in race at 3rd Quarter



Powered by



Harness Analyser

Sectional Analysis Software

Not just form | Free Trial

www.facebook.com/PJHarnessRacing



RISE Digital, Harness Racing Australia nor the provider accepts any responsibility for the completeness or accuracy of any of the information contained herein, and makes no representations about its suitability for any particular purpose. Users should make their own judgements about those matters and/or seek independent advice. You assume all risks associated with use of data provided on this page

Albany Race 4 Distance 2265m

Friday, 26 January 2024



Gross Time: 2:50.80 MileRate: 2:01.40 LeadTime: 46.80s First Qtr: 32.80s Second Qtr: 32.10s Third Qtr: 30.50s Fourth Qtr: 28.60s

DATA TABLE: 800 / 400 Posi's are position from leader and (how wide the horse was at that position)

NoHorse	Plc	Mar	800 Posi	400 Posi	Time	3rd Qtr	4th Qt
5 CHILLIN	1	0.0m	0.0m (0)	0.0m (0)	2:50.80	30.50s	28.60s
4 THE BEACH MASTER	2	3.0m	4.0m (0)	4.2m (0)	2:51.03	30.51s	28.51s
6 SPORTING GRACE	3	3.1m	2.4m (1)	1.4m (1)	2:51.03	30.43s	28.72s
3 ELLUCIFER	4	4.6m	6.6m (1)	6.2m (1)	2:51.15	30.47s	28.49s
8 EASTON QUALITY	5	17.0m	17.4m (0)	15.0m (1)	2:52.08	30.33s	28.74s
7 SANFORD BART	6	18.1m	12.8m (0)	12.8m (0)	2:52.16	30.51s	28.98s
2 AXLE ROCKS	7	20.4m	10.8m (1)	10.6m (1)	2:52.33	30.51s	29.30s
1 BRIGGS ON BOND	8	26.0m	8.8m (0)	8.8m (0)	2:52.75	30.54s	29.82s

Finish Position and metres gained

First Arrow shows distance gain/loss from 2nd Qtr to 3rd Qtr,
Second Arrow shows distance gain/loss from 3rd Qtr to Finish
Blue arrow indicates best gain in these quarters.



800

Visual positions in race at 2nd Quarter



400

Visual positions in race at 3rd Quarter



Powered by



Harness Analyser

Sectional Analysis Software

Not just form | Free Trial

www.facebook.com/PJHarnessRacing



RISE Digital, Harness Racing Australia nor the provider accepts any responsibility for the completeness or accuracy of any of the information contained herein, and makes no representations about its suitability for any particular purpose. Users should make their own judgements about those matters and/or seek independent advice. You assume all risks associated with use of data provided on this page

Albany Race 5 Distance 1832m

Friday, 26 January 2024


Gross Time: 2:15.20 MileRate: 1:58.80 LeadTime: 14.60s First Qtr: 30.90s Second Qtr: 30.60s Third Qtr: 29.70s Fourth Qtr: 29.40s

DATA TABLE: 800 / 400 Posi's are position from leader and (how wide the horse was at that position)

NoHorse	Plc	Mar	800 Posi	400 Posi	Time	3rd Qtr	4th Qt
9 POCKETFUL OF OPALS	1	0.0m	19.4m (1)	10.2m (4)	2:15.20	29.02s	28.65s
8 TINSELTOWN	2	9.6m	8.2m (0)	8.4m (0)	2:15.94	29.72s	29.49s
5 MADDY MADDY	3	10.0m	23.8m (1)	1.4m (1)	2:15.97	28.06s	30.03s
7 STEP IT UP	4	11.1m	4.0m (0)	4.2m (0)	2:16.06	29.72s	29.90s
3 RUSINOL	5	18.0m	13.8m (0)	13.6m (0)	2:16.59	29.69s	29.72s
1 DEEP BLUE	6	18.2m	0.0m (0)	0.0m (0)	2:16.60	29.71s	30.73s
6 BATAVIA BLACKHOLE	7	26.2m	6.2m (1)	12.6m (2)	2:17.22	30.18s	30.39s
4 OUR SURROGATE	8	51.8m	10.6m (1)	7.8m (2)	2:19.19	29.51s	32.62s
10 CROWDED REACTOR	9	60.0m	2.0m (1)	9.4m (1)	2:19.83	30.26s	33.10s
2 SANFORD TILLY	10	66.4m	15.2m (1)	12.2m (3)	2:20.32	29.50s	33.36s

Finish Position and metres gained

First Arrow shows distance gain/loss from 2nd Qtr to 3rd Qtr,
Second Arrow shows distance gain/loss from 3rd Qtr to Finish
Blue arrow indicates best gain in these quarters.



Visual positions in race at 2nd Quarter

800



Visual positions in race at 3rd Quarter

400



Powered by



Harness Analyser

Sectional Analysis Software

Not just form | Free Trial

www.facebook.com/PJHarnessRacing



RISE Digital, Harness Racing Australia nor the provider accepts any responsibility for the completeness or accuracy of any of the information contained herein, and makes no representations about its suitability for any particular purpose. Users should make their own judgements about those matters and/or seek independent advice. You assume all risks associated with use of data provided on this page

Albany Race 6 Distance 2265m

Friday, 26 January 2024

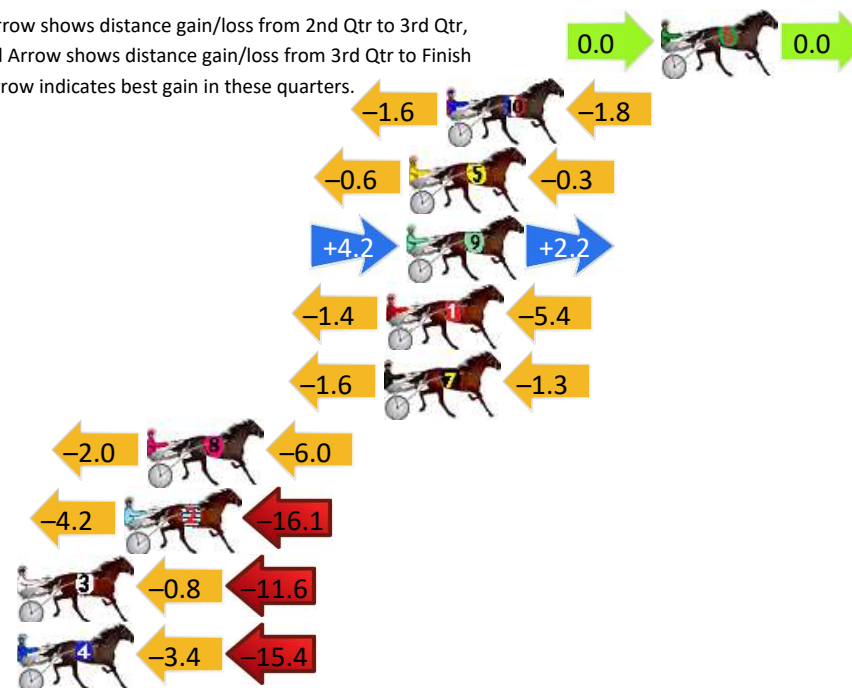
Gross Time: 2:50.00 MileRate: 2:00.80 LeadTime: 48.20s First Qtr: 32.60s Second Qtr: 31.00s Third Qtr: 29.00s Fourth Qtr: 29.20s

DATA TABLE: 800 / 400 Posi's are position from leader and (how wide the horse was at that position)

No	Horse	Plc	Mar	800 Posi	400 Posi	Time	3rd Qtr	4th Qt
6	IDEAL TOMADO	1	0.0m	0.0m (0)	0.0m (0)	2:50.00	29.00s	29.20s
10	FIREFLY	2	8.6m	5.2m (1)	6.8m (2)	2:50.66	29.12s	29.33s
5	HIGHLY FLAMMABLE	3	10.1m	9.2m (1)	9.8m (1)	2:50.77	29.04s	29.22s
9	BEYOND BLING	4	10.2m	16.6m (2)	12.4m (3)	2:50.78	28.70s	29.04s
1	GOOD TIMES AHEAD	5	11.0m	4.2m (0)	5.6m (0)	2:50.84	29.10s	29.59s
7	ROCKANDROLLARTIST	6	11.1m	8.2m (0)	9.8m (0)	2:50.85	29.12s	29.29s
8	BATAVIA STREAMLINE	7	20.6m	12.6m (0)	14.6m (0)	2:51.58	29.14s	29.64s
2	TRIPLE BRIE	8	21.5m	1.2m (1)	5.4m (1)	2:51.65	29.30s	30.37s
3	GENERAL JOLT	9	25.8m	13.4m (1)	14.2m (2)	2:51.98	29.05s	30.04s
4	KOLISI	10	25.8m	7.0m (2)	10.4m (2)	2:51.98	29.24s	30.32s

Finish Position and metres gained

First Arrow shows distance gain/loss from 2nd Qtr to 3rd Qtr,
Second Arrow shows distance gain/loss from 3rd Qtr to Finish
Blue arrow indicates best gain in these quarters.



Visual positions in race at 2nd Quarter



Visual positions in race at 3rd Quarter

Albany Race 7 Distance 2265m

Friday, 26 January 2024

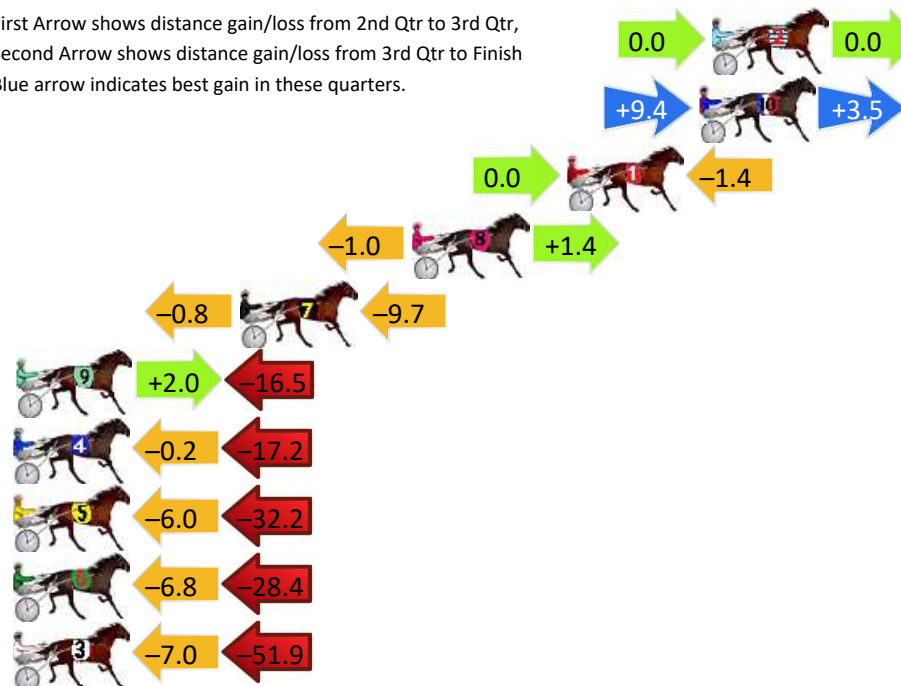
Gross Time: 2:54.40 MileRate: 2:03.90 LeadTime: 48.60s First Qtr: 32.70s Second Qtr: 30.90s Third Qtr: 30.40s Fourth Qtr: 31.80s

DATA TABLE: 800 / 400 Posi's are position from leader and (how wide the horse was at that position)

No	Horse	Plc	Mar	800 Posi	400 Posi	Time	3rd Qtr	4th Qt
2	IMMACHULATE	1	0.0m	0.0m (0)	0.0m (0)	2:54.40	30.40s	31.80s
10	MOVE OVER MISS	2	0.5m	13.4m (2)	4.0m (2)	2:54.44	29.68s	31.52s
1	SAVE THIS DANCE	3	5.8m	4.4m (0)	4.4m (0)	2:54.88	30.40s	31.91s
8	GRAPELLIES BOY	4	12.0m	12.4m (0)	13.4m (0)	2:55.40	30.48s	31.69s
7	FOUR STARZZZ HAWK	5	18.9m	8.4m (0)	9.2m (0)	2:55.97	30.44s	32.57s
9	SUB MARINER	6	27.9m	13.4m (1)	11.4m (2)	2:56.72	30.22s	33.10s
4	UNEARTHED	7	34.8m	17.4m (0)	17.6m (2)	2:57.29	30.39s	33.16s
5	MAJIC BAY	8	38.4m	0.2m (1)	6.2m (1)	2:57.59	30.81s	34.35s
6	SHES A LUCKY PENNY	9	39.6m	4.4m (1)	11.2m (1)	2:57.69	30.88s	34.05s
3	CONSTELLATIONJEWEL	10	68.1m	9.2m (1)	16.2m (1)	3:00.06	30.85s	35.90s

Finish Position and metres gained

First Arrow shows distance gain/loss from 2nd Qtr to 3rd Qtr, Second Arrow shows distance gain/loss from 3rd Qtr to Finish
Blue arrow indicates best gain in these quarters.



800

Visual positions in race at 2nd Quarter



400

Visual positions in race at 3rd Quarter



Albany Race 8 Distance 1832m

Friday, 26 January 2024


Gross Time: 2:16.40 MileRate: 1:59.80 LeadTime: 13.30s First Qtr: 30.70s Second Qtr: 32.00s Third Qtr: 29.70s Fourth Qtr: 30.70s

DATA TABLE: 800 / 400 Posi's are position from leader and (how wide the horse was at that position)

No	Horse	Plc	Mar	800 Posi	400 Posi	Time	3rd Qtr	4th Qt
1	CHALKY WHITE	1	0.0m	0.0m (0)	0.0m (0)	2:16.40	29.70s	30.70s
4	JUST A PET	2	4.2m	5.4m (1)	6.0m (2)	2:16.74	29.75s	30.56s
5	CASSINI STAR	3	6.5m	13.4m (1)	12.4m (2)	2:16.92	29.63s	30.25s
9	ALTACHAERA	4	10.1m	4.4m (0)	4.4m (0)	2:17.21	29.69s	31.14s
8	VALENTINATHEBULLET	5	12.1m	9.4m (1)	10.2m (1)	2:17.37	29.76s	30.85s
2	ON GOLDEN ROAD	6	20.3m	1.2m (1)	4.6m (1)	2:18.03	29.94s	31.90s
3	ESCAPEFROMREALITY	7	20.4m	9.0m (0)	10.6m (0)	2:18.04	29.81s	31.45s
6	BATAVIA NORTH	8	21.6m	17.8m (1)	22.6m (1)	2:18.13	30.06s	30.62s
7	TOP SHELF JAMIESON	9	25.8m	14.6m (0)	17.6m (1)	2:18.47	29.92s	31.33s
10	STORMBREAKER	10	32.7m	19.0m (0)	27.6m (0)	2:19.03	30.34s	31.09s

Finish Position and metres gained

First Arrow shows distance gain/loss from 2nd Qtr to 3rd Qtr,
Second Arrow shows distance gain/loss from 3rd Qtr to Finish
Blue arrow indicates best gain in these quarters.



800

Visual positions in race at 2nd Quarter



400

Visual positions in race at 3rd Quarter



Powered by



Harness Analyser

Sectional Analysis Software

Not just form | Free Trial

www.facebook.com/PJHarnessRacing



RISE Digital, Harness Racing Australia nor the provider accepts any responsibility for the completeness or accuracy of any of the information contained herein, and makes no representations about its suitability for any particular purpose. Users should make their own judgements about those matters and/or seek independent advice. You assume all risks associated with use of data provided on this page