

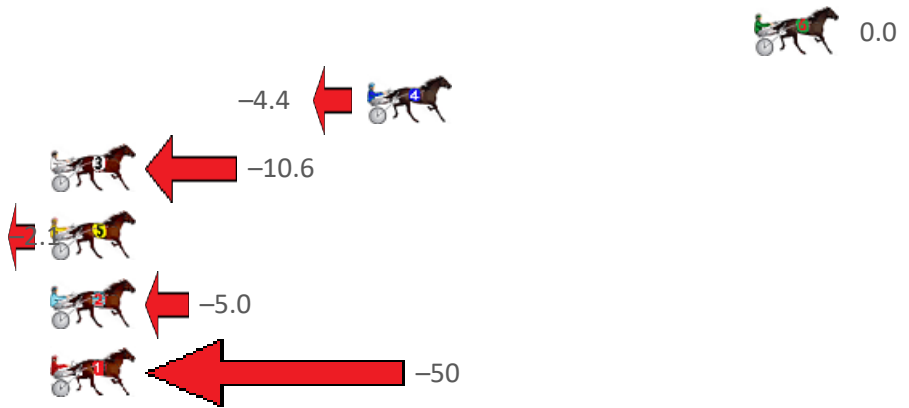
Bunbury Race 1 Distance 2100m

Tuesday, 2 January 2024

Gross Time: 2:33.60 MileRate: 1:57.70 LeadTime: 34.70s First Qtr: 29.10s Second Qtr: 28.80s Third Qtr: 29.90s Fourth Qtr: 31.10s

NoHorse	Plc	Mar	800 Posi	400 Posi	Time	3rd Qtr	4th Qtr
6 ATOMIC FEEL	1	0.0m	0.0m (0)	0.0m (0)	2:33.60	29.90s	31.10s
4 LADY PRIMA DONNA	2	15.4m	11.0m (0)	12.2m (0)	2:34.85	29.99s	31.35s
3 MAKE YOUR MARK	3	30.2m	19.6m (0)	20.8m (0)	2:36.06	29.98s	31.83s
5 MY CAPTAIN MY CAP	4	36.5m	34.4m (1)	27.2m (1)	2:36.57	29.34s	31.82s
2 TRUNKEY CARRAWA	5	37.0m	32.0m (0)	33.4m (1)	2:36.61	30.00s	31.38s
1 GIRL IN CLOVER	6	77.2m	27.4m (0)	36.6m (0)	2:39.88	30.54s	34.24s

Finish Position and metres gained from 800m





PJ Harness Analyser

Sectional Analysis Software - Not just a formguide!

www.facebook.com/PJHarnessRacing



RISE Digital, Harness Racing Australia nor the provider accepts any responsibility for the completeness or accuracy of any of the information contained herein, and makes no representations about its suitability for any particular purpose. Users should make their own judgements about those matters and/or seek independent advice. You assume all risks associated with use of data provided on this page

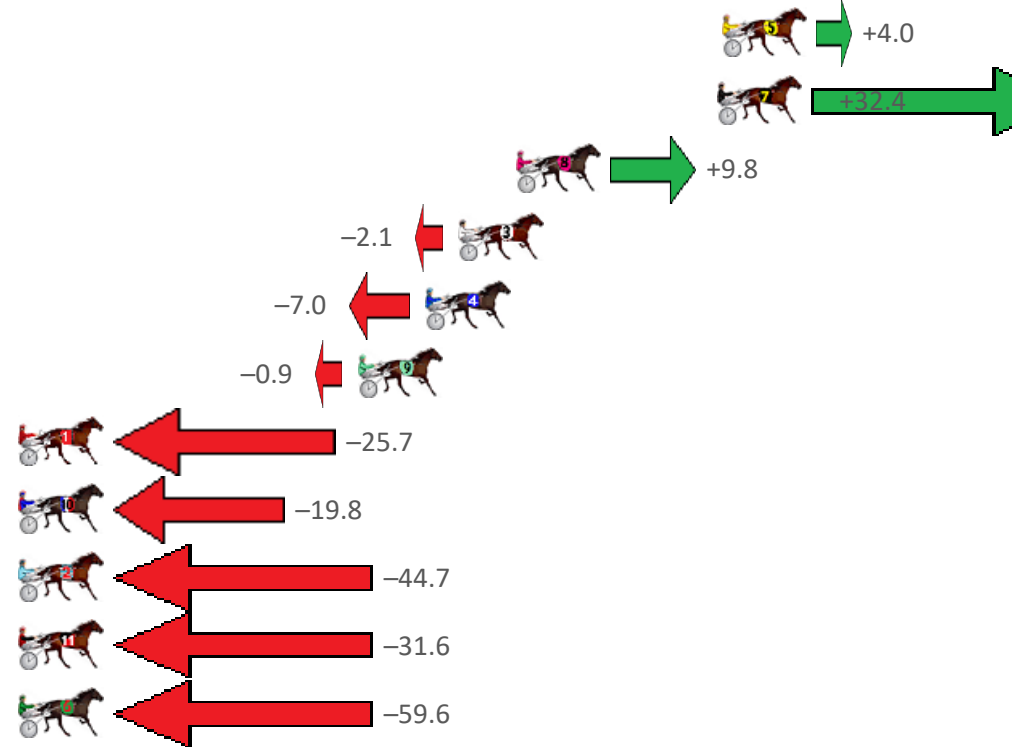
Bunbury Race 2 Distance 1609m

Tuesday, 2 January 2024

Gross Time: 1:57.20 MileRate: 1:57.20 LeadTime: 0.00s First Qtr: 29.00s Second Qtr: 29.80s Third Qtr: 28.80s Fourth Qtr: 29.70s

NoHorse	Plc	Mar	800 Posi	400 Posi	Time	3rd Qtr	4th Qtr
5 HENRY MAGUIRE	1	0.0m	4.0m (1)	0.0m (0)	1:57.20	28.51s	29.70s
7 LORD TITANIUM	2	0.2m	32.6m (1)	14.8m (2)	1:57.22	27.52s	28.62s
8 ISLAND TEE REX	3	8.2m	18.0m (1)	4.6m (2)	1:57.84	27.82s	29.97s
3 IMPERIUM	4	10.5m	8.4m (1)	3.2m (1)	1:58.02	28.41s	30.24s
4 GALEOCERDO CUVIE	5	11.8m	4.8m (0)	6.2m (0)	1:58.12	28.90s	30.11s
9 BEERSHEBAS SHADO	6	14.5m	13.6m (1)	12.0m (1)	1:58.33	28.68s	29.88s
1 HEEZ TRUE BLUE	7	36.9m	11.2m (0)	16.4m (0)	2:00.07	29.16s	31.21s
10 IMMACHULATE	8	42.4m	22.6m (0)	30.6m (0)	2:00.50	29.37s	30.57s
2 HOKULANI	9	44.7m	0.0m (0)	10.4m (0)	2:00.68	29.52s	32.23s
11 THATS SO FETCH	10	58.6m	27.0m (0)	39.2m (0)	2:01.76	29.67s	31.13s
6 CONSTELLATIONJEW	11	87.2m	27.6m (1)	35.0m (1)	2:03.99	29.28s	33.55s

Finish Position and metres gained from 800m



PJ Harness Analyser

Sectional Analysis Software - Not just a formguide!

www.facebook.com/PJHarnessRacing

RISE Digital, Harness Racing Australia nor the provider accepts any responsibility for the completeness or accuracy of any of the information contained herein, and makes no representations about its suitability for any particular purpose. Users should make their own judgements about those matters and/or seek independent advice. You assume all risks associated with use of data provided on this page

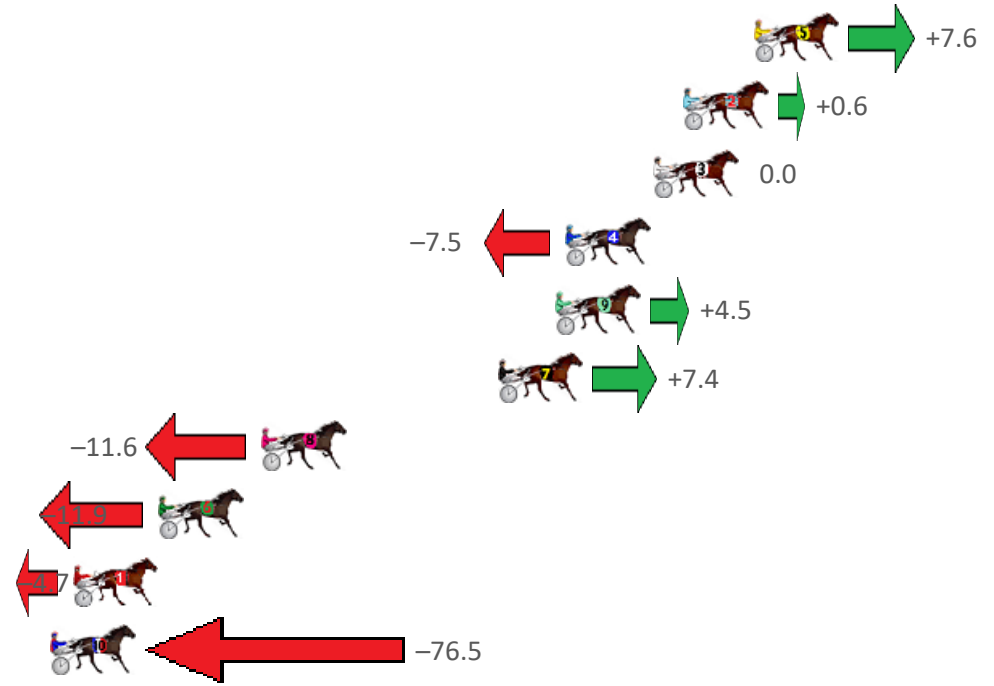
Bunbury Race 3 Distance 1609m

Tuesday, 2 January 2024

Gross Time: 1:57.00 MileRate: 1:57.00 LeadTime: 0.00s First Qtr: 31.20s Second Qtr: 26.60s Third Qtr: 29.40s Fourth Qtr: 29.80s

NoHorse	Plc	Mar	800 Posi	400 Posi	Time	3rd Qtr	4th Qtr
5 ROCKIN JETSTAR	1	0.0m	7.6m (1)	5.0m (1)	1:57.00	29.21s	29.43s
2 FLAMING CULLEN	2	2.8m	3.4m (1)	1.0m (1)	1:57.22	29.22s	29.93s
3 BATAVIA STORM	3	4.0m	4.0m (0)	4.2m (0)	1:57.31	29.41s	29.79s
4 TENACIOUS GEORGE	4	7.5m	0.0m (0)	0.0m (0)	1:57.59	29.40s	30.36s
9 PINK PARADE	5	7.9m	12.4m (0)	12.2m (0)	1:57.62	29.39s	29.48s
7 LETS ROCK TONIGHT	6	10.2m	17.6m (1)	16.4m (0)	1:57.80	29.31s	29.34s
8 DAZZLING JEWEL	7	19.6m	8.0m (0)	8.8m (1)	1:58.53	29.45s	30.60s
6 MAJIC BAY	8	23.7m	11.8m (1)	12.6m (1)	1:58.85	29.45s	30.62s
1 MAJOR CORRIDA	9	27.1m	22.4m (1)	11.4m (2)	1:59.12	28.58s	30.96s
10 JAMANCO	10	95.5m	19.0m (0)	45.0m (0)	2:04.46	31.29s	33.54s

Finish Position and metres gained from 800m





PJ Harness Analyser

Sectional Analysis Software - Not just a formguide!

www.facebook.com/PJHarnessRacing



RISE Digital, Harness Racing Australia nor the provider accepts any responsibility for the completeness or accuracy of any of the information contained herein, and makes no representations about its suitability for any particular purpose. Users should make their own judgements about those matters and/or seek independent advice. You assume all risks associated with use of data provided on this page

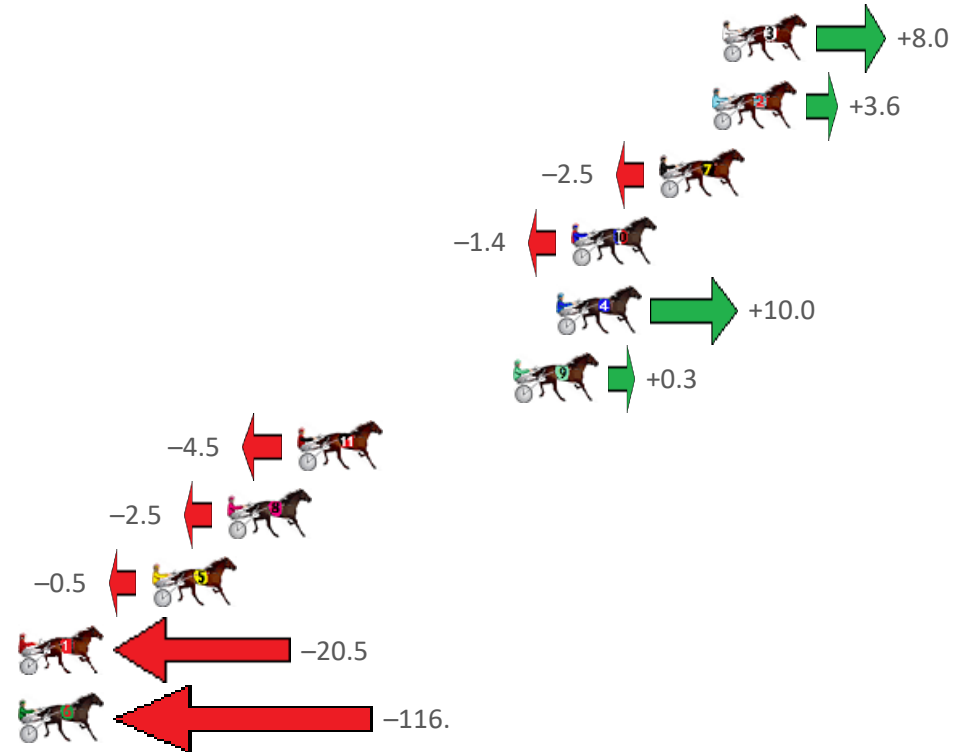
Bunbury Race 4 Distance 2100m

Tuesday, 2 January 2024

Gross Time: 2:34.80 MileRate: 1:58.60 LeadTime: 34.60s First Qtr: 31.20s Second Qtr: 29.40s Third Qtr: 29.30s Fourth Qtr: 30.30s

NoHorse	Plc	Mar	800 Posi	400 Posi	Time	3rd Qtr	4th Qtr
3 BLOCKJORG	1	0.0m	8.0m (0)	8.4m (0)	2:34.80	29.34s	29.67s
2 HES A COOL MACH	2	0.4m	4.0m (0)	4.4m (0)	2:34.83	29.33s	30.00s
7 TUMBLIN DICE	3	2.5m	0.0m (0)	0.0m (0)	2:35.00	29.30s	30.49s
10 STAR GLANCE	4	6.0m	4.6m (1)	4.4m (1)	2:35.28	29.28s	30.42s
4 THEYCALL ME STOO	5	6.6m	16.6m (1)	16.0m (1)	2:35.32	29.27s	29.59s
9 TRIROYALE BRIGADE	6	8.3m	8.6m (1)	8.2m (1)	2:35.46	29.27s	30.31s
11 GENERAL JOLT	7	16.9m	12.4m (1)	11.8m (2)	2:36.14	29.25s	30.68s
8 GOTA GOOD WARH	8	19.7m	17.2m (0)	21.0m (0)	2:36.36	29.58s	30.20s
5 ZAC YOUR NOBODY	9	22.7m	22.2m (1)	20.6m (1)	2:36.60	29.18s	30.46s
1 SAGATIOUS	10	32.7m	12.2m (0)	15.2m (0)	2:37.39	29.50s	31.62s
6 ASHBY	11	145.5m	29.4m (0)	70.0m (0)	2:46.34	32.21s	35.99s

Finish Position and metres gained from 800m





PJ Harness Analyser

Sectional Analysis Software - Not just a formguide!

www.facebook.com/PJHarnessRacing



RISE Digital, Harness Racing Australia nor the provider accepts any responsibility for the completeness or accuracy of any of the information contained herein, and makes no representations about its suitability for any particular purpose. Users should make their own judgements about those matters and/or seek independent advice. You assume all risks associated with use of data provided on this page

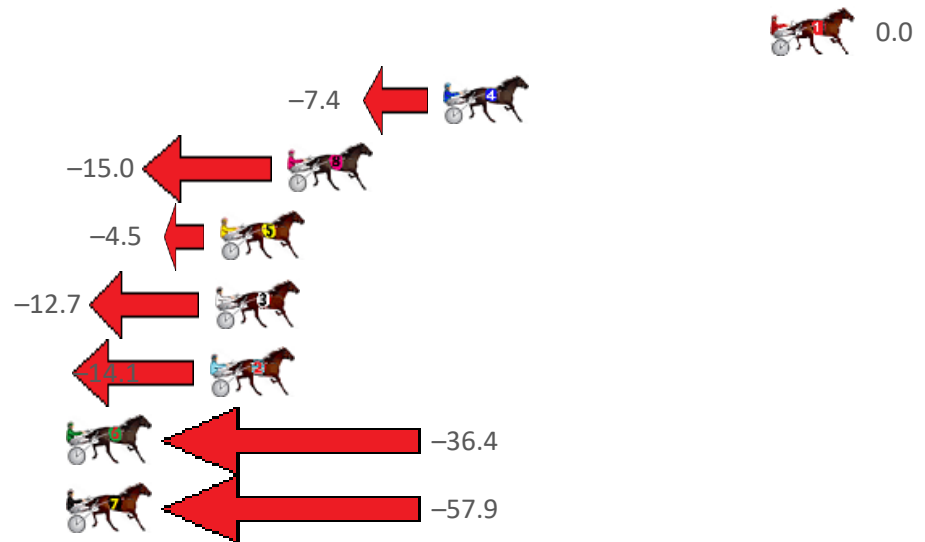
Bunbury Race 5 Distance 2569m

Tuesday, 2 January 2024

Gross Time: 3:11.20 MileRate: 1:59.70 LeadTime: 73.40s First Qtr: 30.50s Second Qtr: 29.20s Third Qtr: 29.20s Fourth Qtr: 28.90s

NoHorse	Plc	Mar	800 Posi	400 Posi	Time	3rd Qtr	4th Qtr
1 CROWD CONTROL	1	0.0m	0.0m (0)	0.0m (0)	3:11.20	29.20s	28.90s
4 BEEN SCOOTIN	2	13.0m	5.6m (1)	6.4m (2)	3:12.19	29.26s	29.37s
8 UNDER THE ALTA	3	19.2m	4.2m (0)	5.6m (0)	3:12.66	29.31s	29.88s
5 BALTIC ACE	4	21.9m	17.4m (0)	14.0m (0)	3:12.86	28.96s	29.47s
3 AUCKLAND JET	5	22.1m	9.4m (1)	10.4m (2)	3:12.88	29.28s	29.74s
2 PRECOCIOUS LADY	6	22.3m	8.2m (0)	9.8m (0)	3:12.89	29.32s	29.80s
6 GOLD HORSESHOE	7	37.8m	1.4m (1)	3.0m (1)	3:14.07	29.33s	31.40s
7 TWOANDAHALF TIGE	8	70.9m	13.0m (0)	21.2m (0)	3:16.58	29.81s	32.47s

Finish Position and metres gained from 800m





PJ Harness Analyser

Sectional Analysis Software - Not just a formguide!

www.facebook.com/PJHarnessRacing



RISE Digital, Harness Racing Australia nor the provider accepts any responsibility for the completeness or accuracy of any of the information contained herein, and makes no representations about its suitability for any particular purpose. Users should make their own judgements about those matters and/or seek independent advice. You assume all risks associated with use of data provided on this page

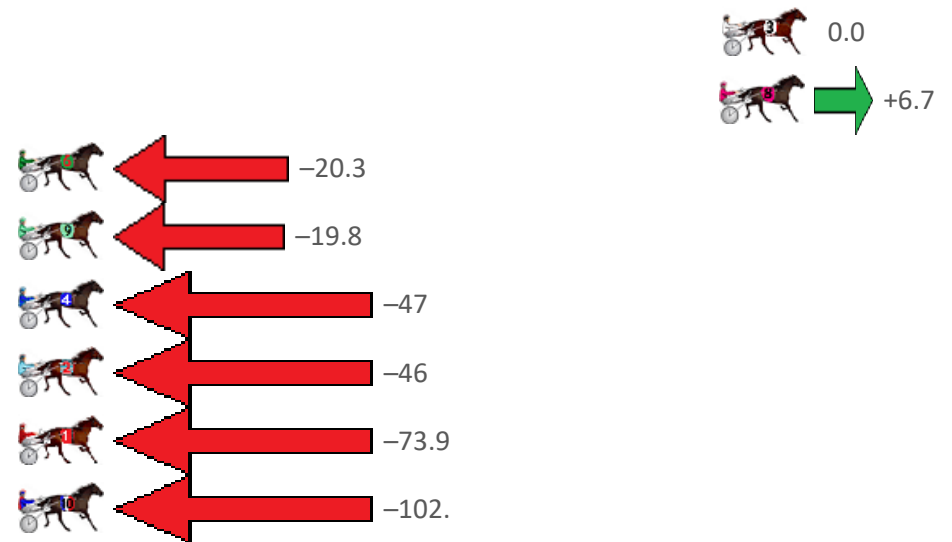
Bunbury Race 6 Distance 2100m

Tuesday, 2 January 2024

Gross Time: 2:36.70 MileRate: 2:00.10 LeadTime: 35.60s First Qtr: 31.90s Second Qtr: 29.80s Third Qtr: 29.00s Fourth Qtr: 30.40s

NoHorse	Plc	Mar	800 Posi	400 Posi	Time	3rd Qtr	4th Qtr
3 ZARA TINDALL	1	0.0m	0.0m (0)	0.0m (0)	2:36.70	29.00s	30.40s
8 ALTA FREEWAY	2	0.1m	6.8m (1)	3.0m (1)	2:36.71	28.72s	30.18s
6 SONGSTER	3	39.7m	19.4m (1)	18.0m (1)	2:39.86	28.86s	32.04s
9 GO MARIO	4	45.6m	25.8m (0)	36.2m (1)	2:40.33	29.75s	31.11s
4 JUST CRUIZIN	5	50.7m	4.6m (0)	9.4m (0)	2:40.73	29.28s	33.52s
2 OUR MUSICAL MOTI	6	57.7m	11.8m (0)	19.4m (0)	2:41.29	29.49s	33.29s
1 ANABETH	7	94.1m	20.2m (0)	37.2m (0)	2:44.19	30.16s	34.70s
10 PANDORAS ART	8	115.5m	13.0m (1)	24.6m (1)	2:45.89	29.70s	37.27s

Finish Position and metres gained from 800m





PJ Harness Analyser

Sectional Analysis Software - Not just a formguide!

www.facebook.com/PJHarnessRacing



RISE Digital, Harness Racing Australia nor the provider accepts any responsibility for the completeness or accuracy of any of the information contained herein, and makes no representations about its suitability for any particular purpose. Users should make their own judgements about those matters and/or seek independent advice. You assume all risks associated with use of data provided on this page

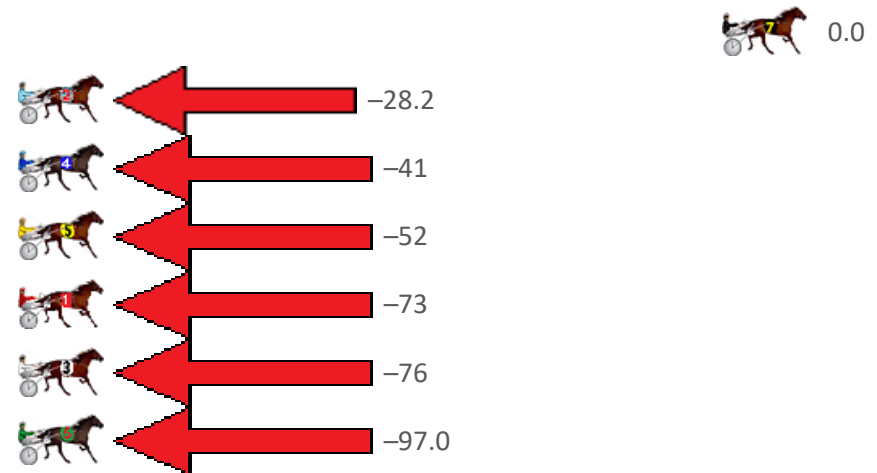
Bunbury Race 7 Distance 2100m

Tuesday, 2 January 2024

Gross Time: 2:37.20 MileRate: 2:00.40 LeadTime: 35.60s First Qtr: 31.30s Second Qtr: 31.00s Third Qtr: 30.00s Fourth Qtr: 29.30s

NoHorse	Plc	Mar	800 Posi	400 Posi	Time	3rd Qtr	4th Qtr
7 JIMMY ROCKS	1	0.0m	0.0m (0)	0.0m (0)	2:37.20	30.00s	29.30s
2 BUNDEGI BLUE	2	32.2m	4.0m (0)	4.4m (0)	2:39.67	30.05s	31.32s
4 VYBRANT	3	57.4m	16.6m (0)	20.0m (0)	2:41.61	30.28s	32.02s
5 SATAN PRINCESS	4	64.4m	12.6m (0)	15.4m (1)	2:42.15	30.25s	32.87s
1 LUCY VICTORIA	5	93.9m	21.8m (0)	32.2m (0)	2:44.42	30.82s	33.79s
3 DAISY JONES	6	103.4m	28.0m (0)	35.6m (1)	2:45.15	30.62s	34.24s
6 AMARETTO ANGEL	7	105.4m	8.4m (0)	13.8m (0)	2:45.30	30.48s	35.97s

Finish Position and metres gained from 800m





PJ Harness Analyser

Sectional Analysis Software - Not just a formguide!

www.facebook.com/PJHarnessRacing



RISE Digital, Harness Racing Australia nor the provider accepts any responsibility for the completeness or accuracy of any of the information contained herein, and makes no representations about its suitability for any particular purpose. Users should make their own judgements about those matters and/or seek independent advice. You assume all risks associated with use of data provided on this page