

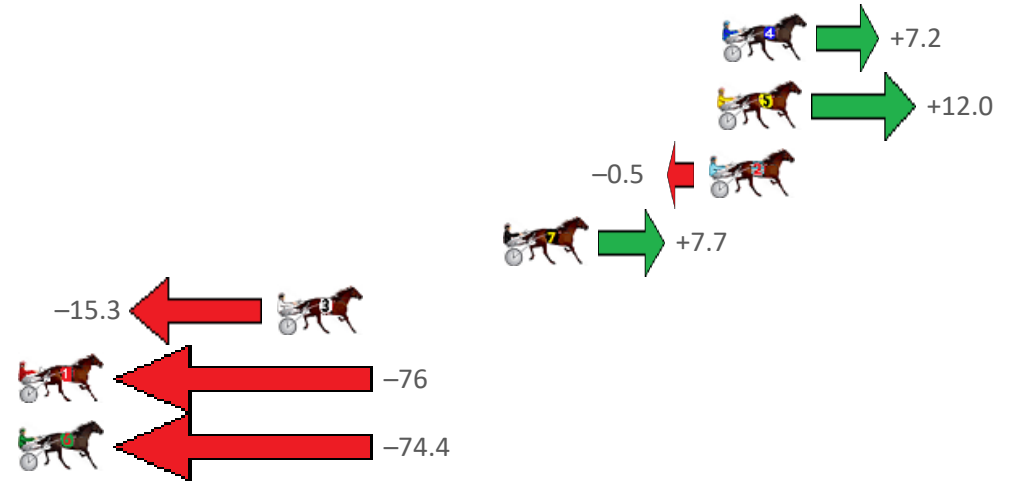
Bunbury Race 1 Distance 2100m

Tuesday, 16 January 2024

Gross Time: 2:36.70 MileRate: 2:00.10 LeadTime: 36.70s First Qtr: 31.10s Second Qtr: 30.10s Third Qtr: 28.90s Fourth Qtr: 29.90s

NoHorse	Plc	Mar	800 Posi	400 Posi	Time	3rd Qtr	4th Qtr
4 IMA AUSSIE ARTIST	1	0.0m	7.2m (1)	4.8m (0)	2:36.70	28.73s	29.54s
5 SANFORD ASH	2	0.2m	12.2m (1)	2.2m (2)	2:36.72	28.17s	29.75s
2 PENTHOUSE	3	0.5m	0.0m (0)	0.0m (0)	2:36.74	28.90s	29.94s
7 OUR EAGLE BAY	4	8.7m	16.4m (1)	3.0m (3)	2:37.38	27.91s	30.32s
3 RADIANT BAY	5	17.7m	2.4m (1)	1.0m (1)	2:38.09	28.78s	31.14s
1 ANOTHER RUSTY	6	81.7m	6.0m (0)	18.6m (0)	2:43.10	29.74s	34.59s
6 SPARKLING JEWELS	7	84.6m	10.2m (0)	12.6m (0)	2:43.33	28.99s	35.25s

Finish Position and metres gained from 800m





PJ Harness Analyser

Sectional Analysis Software - Not just a formguide!

www.facebook.com/PJHarnessRacing



RISE Digital, Harness Racing Australia nor the provider accepts any responsibility for the completeness or accuracy of any of the information contained herein, and makes no representations about its suitability for any particular purpose. Users should make their own judgements about those matters and/or seek independent advice. You assume all risks associated with use of data provided on this page

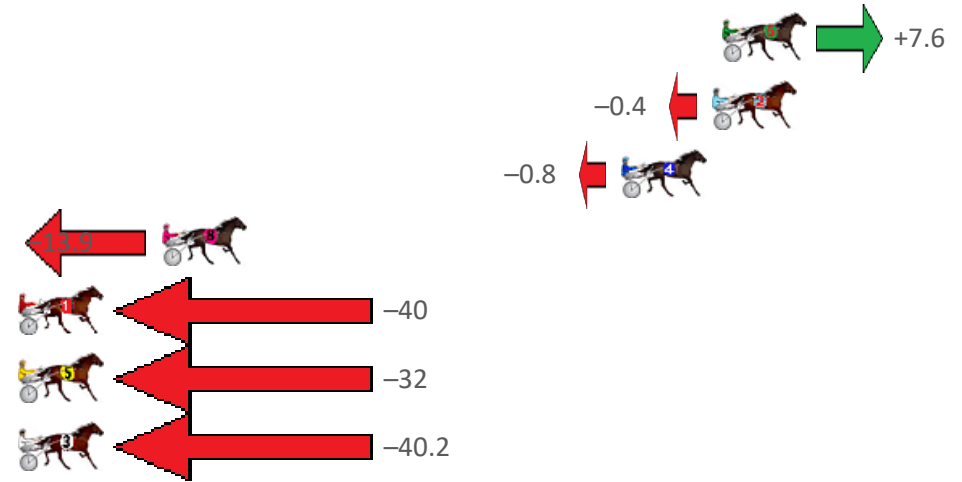
Bunbury Race 2 Distance 2100m

Tuesday, 16 January 2024

Gross Time: 2:36.20 MileRate: 1:59.70 LeadTime: 36.10s First Qtr: 31.20s Second Qtr: 30.20s Third Qtr: 28.80s Fourth Qtr: 29.90s

NoHorse	Plc	Mar	800 Posi	400 Posi	Time	3rd Qtr	4th Qtr
6 ROCK ROSIE ROCK	1	0.0m	7.6m (1)	6.2m (1)	2:36.20	28.71s	29.44s
2 BUNDEGI BLUE	2	0.4m	0.0m (0)	0.0m (0)	2:36.23	28.80s	29.93s
4 SHES A MARE	3	4.0m	3.2m (1)	1.8m (1)	2:36.51	28.69s	30.06s
8 GO MARIO	4	22.3m	8.4m (0)	13.2m (0)	2:37.95	29.14s	30.58s
1 NUCLEAR CRUISER	5	44.1m	4.2m (0)	5.6m (0)	2:39.65	28.85s	32.76s
5 VYBRANT	6	48.0m	16.8m (0)	24.4m (0)	2:39.96	29.32s	31.65s
3 SATAN PRINCESS	7	52.8m	12.6m (0)	20.4m (0)	2:40.34	29.32s	32.31s

Finish Position and metres gained from 800m





PJ Harness Analyser

Sectional Analysis Software - Not just a formguide!

www.facebook.com/PJHarnessRacing




RISE Digital, Harness Racing Australia nor the provider accepts any responsibility for the completeness or accuracy of any of the information contained herein, and makes no representations about its suitability for any particular purpose. Users should make their own judgements about those matters and/or seek independent advice. You assume all risks associated with use of data provided on this page

Bunbury Race 3 Distance 2100m

Tuesday, 16 January 2024

Gross Time: 2:39.00 MileRate: 2:01.80 LeadTime: 37.60s First Qtr: 31.70s Second Qtr: 30.10s Third Qtr: 28.40s Fourth Qtr: 31.20s

NoHorse	Plc	Mar	800 Posi	400 Posi	Time	3rd Qtr	4th Qtr
8 THE DARK NIGHT	1	0.0m	9.2m (0)	9.2m (1)	2:39.00	28.43s	30.49s
2 LIGHTFOOT LEIGH	2	4.0m	6.8m (1)	3.4m (2)	2:39.33	28.15s	31.25s
12 BROOKIES JET	3	7.8m	13.2m (0)	14.2m (1)	2:39.64	28.50s	30.70s
10 IMPERIUM	4	8.4m	17.0m (1)	11.2m (3)	2:39.69	27.98s	30.98s
5 ACOLTNAME DSU	5	11.3m	2.4m (1)	0.0m (1)	2:39.92	28.18s	32.08s
1 JAMIE KIM	6	13.4m	4.4m (0)	7.4m (0)	2:40.09	28.60s	31.67s
9 FLAMING CULLEN	7	13.5m	12.6m (1)	10.0m (2)	2:40.10	28.20s	31.47s
11 CYNTHIA MAE	8	14.9m	21.0m (1)	19.2m (1)	2:40.22	28.28s	30.87s
4 LUHRSY	9	16.2m	0.0m (0)	2.6m (0)	2:40.32	28.55s	32.25s
6 TENACIOUS GEORGE	10	20.3m	17.2m (0)	19.2m (0)	2:40.66	28.54s	31.29s
3 SWEET SASSYMOLAS	11	21.2m	21.6m (0)	25.2m (0)	2:40.73	28.68s	30.89s





PJ Harness Analyser

Sectional Analysis Software - Not just a formguide!

www.facebook.com/PJHarnessRacing



RISE Digital, Harness Racing Australia nor the provider accepts any responsibility for the completeness or accuracy of any of the information contained herein, and makes no representations about its suitability for any particular purpose. Users should make their own judgements about those matters and/or seek independent advice. You assume all risks associated with use of data provided on this page

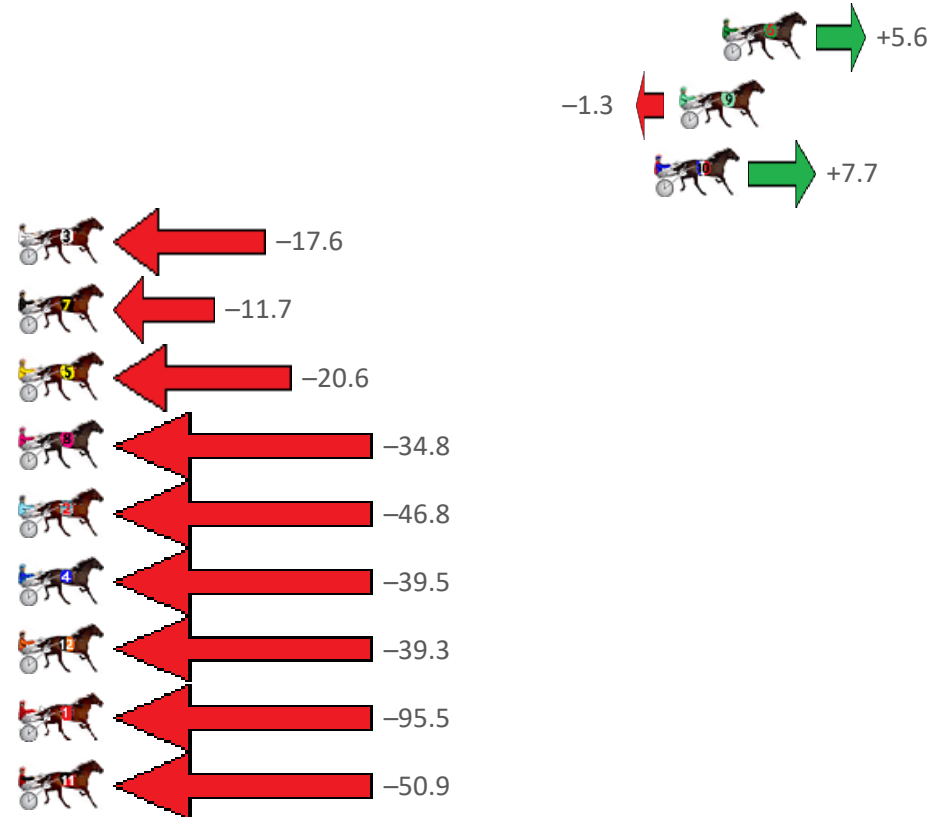
Bunbury Race 4 Distance 2100m

Tuesday, 16 January 2024

Gross Time: 2:34.70 MileRate: 1:58.60 LeadTime: 35.80s First Qtr: 30.50s Second Qtr: 30.10s Third Qtr: 28.70s Fourth Qtr: 29.60s

NoHorse	Plc	Mar	800 Posi	400 Posi	Time	3rd Qtr	4th Qtr
6 TRAVELBAN	1	0.0m	5.6m (1)	4.8m (1)	2:34.70	28.65s	29.25s
9 MAXI PACKAGE	2	1.7m	0.4m (1)	0.0m (1)	2:34.83	28.67s	29.73s
10 LORD TITANIUM	3	2.7m	10.4m (1)	9.4m (1)	2:34.91	28.64s	29.11s
3 STRAYLYA	4	33.4m	15.8m (1)	13.8m (2)	2:37.29	28.53s	31.04s
7 ISLAND TEE REX	5	36.1m	24.4m (1)	18.4m (3)	2:37.50	28.25s	30.90s
5 DUNAMIS	6	39.4m	18.8m (0)	17.8m (2)	2:37.76	28.60s	31.19s
8 ELEPHANT ROCK	7	45.6m	10.8m (0)	14.6m (1)	2:38.24	28.94s	31.88s
2 SKIPPIN CLASS	8	46.8m	0.0m (0)	3.2m (0)	2:38.33	28.88s	32.81s
4 GALEOCERDO CUVIE	9	54.3m	14.8m (0)	19.4m (1)	2:38.91	28.99s	32.17s
12 SUKHOVEY WINDST	10	59.5m	20.2m (1)	14.4m (3)	2:39.32	28.23s	32.92s
1 DREAM WALKER	11	102.3m	6.8m (0)	17.6m (0)	2:42.64	29.39s	35.83s
11 THATS SO FETCH	12	200.9m	150.0m (0)	175.0m (0)	2:50.29	30.48s	31.51s

Finish Position and metres gained from 800m





PJ Harness Analyser

Sectional Analysis Software - Not just a formguide!

www.facebook.com/PJHarnessRacing



RISE Digital, Harness Racing Australia nor the provider accepts any responsibility for the completeness or accuracy of any of the information contained herein, and makes no representations about its suitability for any particular purpose. Users should make their own judgements about those matters and/or seek independent advice. You assume all risks associated with use of data provided on this page

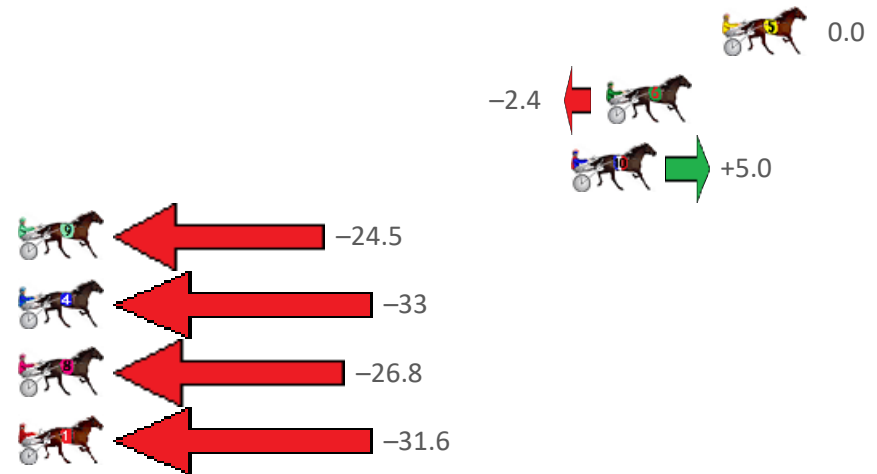
Bunbury Race 5 Distance 2100m

Tuesday, 16 January 2024

Gross Time: 2:35.80 MileRate: 1:59.40 LeadTime: 36.70s First Qtr: 32.20s Second Qtr: 30.60s Third Qtr: 28.40s Fourth Qtr: 27.90s

NoHorse	Plc	Mar	800 Posi	400 Posi	Time	3rd Qtr	4th Qtr
5 WASA HEAT SEEKER	1	0.0m	0.0m (0)	0.0m (0)	2:35.80	28.40s	27.90s
6 BEACH CAPTAIN	2	4.6m	2.2m (1)	5.2m (1)	2:36.14	28.61s	27.86s
10 MIKI JET NZ (LATE MI	3	6.0m	11.0m (1)	11.4m (2)	2:36.24	28.42s	27.53s
9 HAPPICHAPPI	4	31.1m	6.6m (1)	11.4m (1)	2:38.08	28.75s	29.27s
4 TRUNKEY CARRAWA	5	36.5m	4.2m (0)	8.2m (0)	2:38.48	28.70s	29.86s
8 PETER ROMEO	6	39.0m	12.2m (0)	15.6m (1)	2:38.66	28.65s	29.52s
1 GIRL IN CLOVER	7	39.8m	8.2m (0)	14.4m (0)	2:38.72	28.85s	29.66s

Finish Position and metres gained from 800m





PJ Harness Analyser

Sectional Analysis Software - Not just a formguide!

www.facebook.com/PJHarnessRacing



RISE Digital, Harness Racing Australia nor the provider accepts any responsibility for the completeness or accuracy of any of the information contained herein, and makes no representations about its suitability for any particular purpose. Users should make their own judgements about those matters and/or seek independent advice. You assume all risks associated with use of data provided on this page

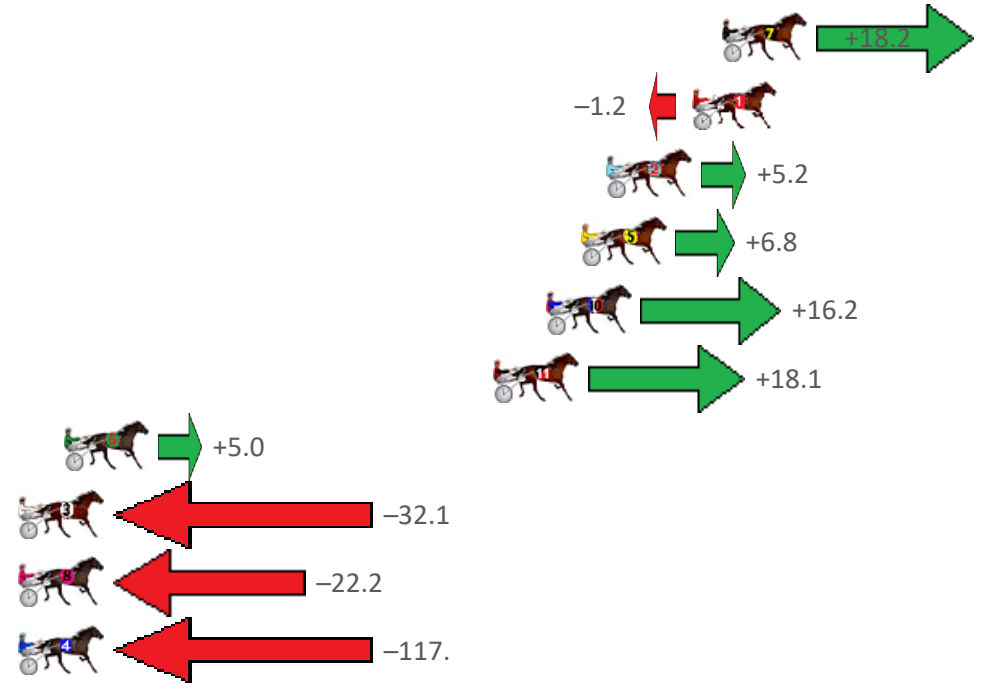
Bunbury Race 6 Distance 2100m

Tuesday, 16 January 2024

Gross Time: 2:34.70 MileRate: 1:58.60 LeadTime: 35.30s First Qtr: 30.50s Second Qtr: 29.30s Third Qtr: 28.40s Fourth Qtr: 31.20s

NoHorse	Plc	Mar	800 Posi	400 Posi	Time	3rd Qtr	4th Qtr
7 BEEN SCOOTIN	1	0.0m	18.2m (2)	6.8m (2)	2:34.70	27.58s	30.67s
1 ATOMIC FEEL	2	1.2m	0.0m (0)	0.0m (0)	2:34.80	28.40s	31.29s
2 ANOTHERBIGMAN	3	4.6m	9.8m (0)	8.6m (1)	2:35.08	28.33s	30.89s
5 AUCKLAND JET	4	5.6m	12.4m (1)	3.8m (1)	2:35.16	27.76s	31.34s
10 COWBOYS N BANDIT	5	7.0m	23.2m (1)	4.2m (3)	2:35.27	26.98s	31.42s
11 GOLD HORSESHOE	6	9.1m	27.2m (1)	13.0m (2)	2:35.44	27.36s	30.90s
6 DOVE CRY	7	26.2m	31.2m (1)	20.6m (1)	2:36.84	27.60s	31.63s
3 HEAVENLY WAGE	8	36.3m	4.2m (0)	5.8m (0)	2:37.66	28.41s	33.57s
8 THEYCALL ME STOO	9	37.4m	15.2m (0)	14.4m (0)	2:37.75	28.26s	32.98s
4 ROCKIN JETSTAR	10	136.3m	19.2m (1)	36.0m (0)	2:45.82	29.30s	38.98s

Finish Position and metres gained from 800m



PJ Harness Analyser

Sectional Analysis Software - Not just a formguide!

www.facebook.com/PJHarnessRacing

RISE Digital, Harness Racing Australia nor the provider accepts any responsibility for the completeness or accuracy of any of the information contained herein, and makes no representations about its suitability for any particular purpose. Users should make their own judgements about those matters and/or seek independent advice. You assume all risks associated with use of data provided on this page


Bunbury Race 7 Distance 2503m

Tuesday, 16 January 2024

Gross Time: 3:13.90 MileRate: 2:03.20 LeadTime: 72.80s First Qtr: 32.10s Second Qtr: 31.60s Third Qtr: 27.30s Fourth Qtr: 30.10s

NoHorse	Plc	Mar	800 Posi	400 Posi	Time	3rd Qtr	4th Qtr
6 IDEALINGOLD	1	0.0m	10.0m (1)	0.0m (0)	3:13.90	26.59s	30.10s
5 FRANCO MECCA	2	15.0m	15.4m (1)	11.2m (1)	3:15.08	26.99s	30.38s
7 YOU FLY WITH ME	3	18.1m	0.0m (0)	11.8m (0)	3:15.33	28.12s	30.57s
4 SISTER ACT	4	19.0m	12.4m (0)	17.4m (2)	3:15.40	27.65s	30.22s
2 IM DRINKINDOUBLES	5	20.0m	8.4m (0)	18.6m (1)	3:15.48	28.02s	30.20s
3 ADORE ME SOME M	6	31.6m	4.2m (0)	17.6m (0)	3:16.39	28.21s	31.15s
1 CIAO BABE	7	70.3m	17.4m (0)	34.0m (0)	3:19.44	28.36s	32.82s

Finish Position and metres gained from 800m





PJ Harness Analyser

Sectional Analysis Software - Not just a formguide!

www.facebook.com/PJHarnessRacing



RISE Digital, Harness Racing Australia nor the provider accepts any responsibility for the completeness or accuracy of any of the information contained herein, and makes no representations about its suitability for any particular purpose. Users should make their own judgements about those matters and/or seek independent advice. You assume all risks associated with use of data provided on this page