

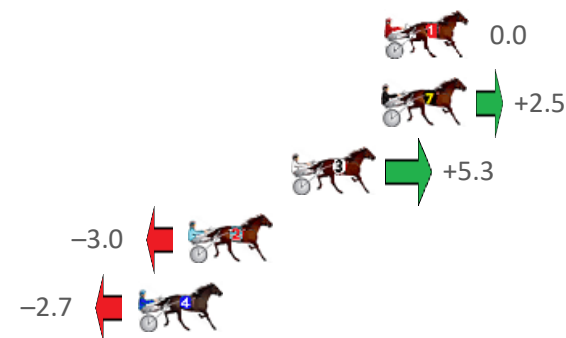
Gloucester Park Race 1 Distance 2130m

Friday, 5 January 2024

Gross Time: 2:34.80 MileRate: 1:57.00 LeadTime: 38.40s First Qtr: 31.00s Second Qtr: 29.90s Third Qtr: 28.50s Fourth Qtr: 27.00s

NoHorse	Plc	Mar	800 Posi	400 Posi	Time	3rd Qtr	4th Qtr
1 RUMOUR HAS IT	1	0.0m	0.0m (0)	0.0m (0)	2:34.80	28.50s	27.00s
7 THREE RUMOURS	2	0.1m	2.6m (1)	2.1m (1)	2:34.81	28.46s	26.87s
3 NULLARBOR NAVAJO	3	3.7m	9.0m (0)	9.3m (0)	2:35.06	28.50s	26.62s
2 BEYOND THE SEA	4	7.8m	4.8m (0)	4.9m (0)	2:35.35	28.50s	27.21s
4 IM THEMIGHTYLUCY	5	9.8m	7.1m (1)	6.4m (1)	2:35.50	28.44s	27.25s

Finish Position and metres gained from 800m







Harness Analyser

Sectional Analysis Software – Not just a formguide!

www.facebook.com/PJHarnessRacing



RISE Digital, Harness Racing Australia nor the provider accepts any responsibility for the completeness or accuracy of any of the information contained herein, and makes no representations about its suitability for any particular purpose. Users should make their own judgements about those matters and/or seek independent advice. You assume all risks associated with use of data provided on this page


Gloucester Park Race 2 Distance 2130m

Friday, 5 January 2024

Gross Time: 2:34.00 MileRate: 1:56.40 LeadTime: 36.40s First Qtr: 29.80s Second Qtr: 30.10s Third Qtr: 28.60s Fourth Qtr: 29.10s

NoHorse	Plc	Mar	800 Posi	400 Posi	Time	3rd Qtr	4th Qtr
2 ACUTO	1	0.0m	0.0m (0)	0.0m (0)	2:34.00	28.60s	29.10s
3 STATE OF HEAVEN	2	7.6m	5.1m (1)	7.9m (2)	2:34.58	28.80s	29.12s
10 AMERICAN BULLITT	3	13.7m	9.0m (0)	12.8m (0)	2:35.05	28.88s	29.23s
9 DEEORSE	4	16.4m	13.5m (0)	17.3m (0)	2:35.25	28.88s	29.11s
1 SIDSTREPO	5	18.7m	4.2m (0)	7.3m (0)	2:35.43	28.82s	30.01s
5 STRIKE MASTER	6	26.8m	17.7m (0)	21.5m (0)	2:36.05	28.88s	29.61s
8 MADDY MADDY	7	30.2m	22.8m (0)	26.2m (0)	2:36.31	28.86s	29.53s
4 DOC HOLLIDAY	8	30.6m	0.9m (1)	7.6m (1)	2:36.34	29.08s	30.89s
7 STREET APPEAL	9	32.1m	18.3m (1)	16.5m (2)	2:36.45	28.48s	30.37s
11 SUNPATRA	10	33.3m	9.3m (1)	15.7m (1)	2:36.54	29.06s	30.52s
6 FRANKIE J HOLDEN	11	50.9m	13.5m (1)	22.3m (1)	2:37.89	29.24s	31.38s

Finish Position and metres gained from 800m





PJ Harness Analyser

Sectional Analysis Software – Not just a formguide!

www.facebook.com/PJHarnessRacing














RISE Digital, Harness Racing Australia nor the provider accepts any responsibility for the completeness or accuracy of any of the information contained herein, and makes no representations about its suitability for any particular purpose. Users should make their own judgements about those matters and/or seek independent advice. You assume all risks associated with use of data provided on this page

Gloucester Park Race 3 Distance 2130m

Friday, 5 January 2024

Gross Time: 2:32.30 MileRate: 1:55.10 LeadTime: 36.30s First Qtr: 29.90s Second Qtr: 29.90s Third Qtr: 28.30s Fourth Qtr: 27.90s

NoHorse	Plc	Mar	800 Posi	400 Posi	Time	3rd Qtr	4th Qtr	Finish Position and metres gained from 800m	
5 TAKING THE MIKI	1	0.0m	0.0m (0)	0.0m (0)	2:32.30	28.30s	27.90s		0.0
1 LAMANDIER	2	15.3m	4.6m (0)	4.6m (0)	2:33.42	28.30s	28.70s		-10.7
10 STAMFORD	3	24.2m	8.5m (0)	9.5m (0)	2:34.08	28.36s	29.02s		-15.7
3 OCTOBER REIGN	4	26.0m	17.6m (0)	21.8m (0)	2:34.21	28.58s	28.29s		-15.4
11 OUR STAR WATCH	5	29.3m	13.1m (0)	16.9m (0)	2:34.45	28.56s	28.87s		-16.2
9 IMA FIVESTAR GENE	6	34.4m	19.1m (1)	22.7m (1)	2:34.82	28.54s	28.84s		-15.3
4 TUBBS FARQUHAR	7	35.4m	22.5m (0)	26.3m (0)	2:34.90	28.56s	28.66s		-12.9
6 IFEEEL SIKDARL	8	43.9m	15.1m (1)	18.9m (1)	2:35.52	28.56s	29.80s		-28.8
7 PAROQUET	9	45.0m	23.3m (1)	26.7m (1)	2:35.60	28.52s	29.34s		-21.7
8 QUEENINTHECORNE	10	46.4m	10.8m (1)	14.9m (1)	2:35.70	28.58s	30.26s		-35.6
2 ADDA SPOILT MAJOR	11	203.1m	6.5m (1)	134.6m (1)	2:47.20	37.24s	33.40s		-196.





Harness Analyser

Sectional Analysis Software – Not just a formguide!

www.facebook.com/PJHarnessRacing



RISE Digital, Harness Racing Australia nor the provider accepts any responsibility for the completeness or accuracy of any of the information contained herein, and makes no representations about its suitability for any particular purpose. Users should make their own judgements about those matters and/or seek independent advice. You assume all risks associated with use of data provided on this page

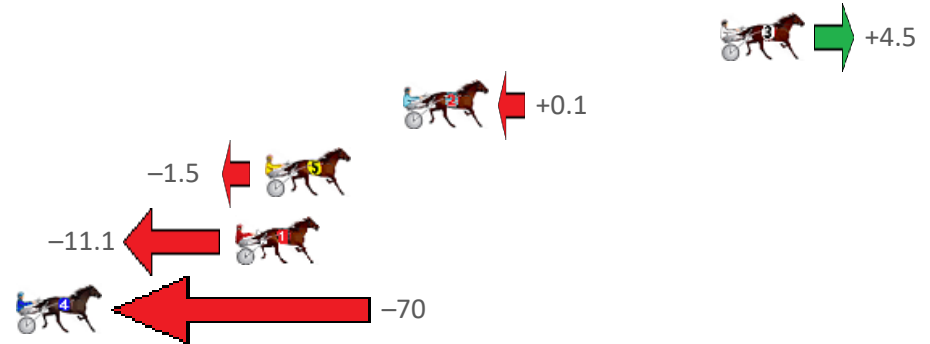
Gloucester Park Race 4 Distance 2130m

Friday, 5 January 2024

Gross Time: 2:31.50 MileRate: 1:54.50 LeadTime: 36.20s First Qtr: 29.60s Second Qtr: 28.60s Third Qtr: 29.00s Fourth Qtr: 28.10s

NoHorse	Plc	Mar	800 Posi	400 Posi	Time	3rd Qtr	4th Qtr
3 MINSTREL	1	0.0m	4.5m (0)	0.0m (0)	2:31.50	28.68s	28.10s
2 RUBINS PLIGHT	2	12.6m	12.7m (0)	13.8m (1)	2:32.43	29.08s	28.05s
5 GOODFELLAZ	3	18.1m	16.6m (0)	18.0m (0)	2:32.84	29.10s	28.16s
1 ELDAYTONA	4	19.3m	8.2m (0)	9.1m (1)	2:32.93	29.06s	28.88s
4 LAVRA JOE	5	69.6m	0.0m (0)	12.7m (0)	2:36.64	29.90s	32.34s

Finish Position and metres gained from 800m







Harness Analyser

Sectional Analysis Software – Not just a formguide!

www.facebook.com/PJHarnessRacing



RISE Digital, Harness Racing Australia nor the provider accepts any responsibility for the completeness or accuracy of any of the information contained herein, and makes no representations about its suitability for any particular purpose. Users should make their own judgements about those matters and/or seek independent advice. You assume all risks associated with use of data provided on this page

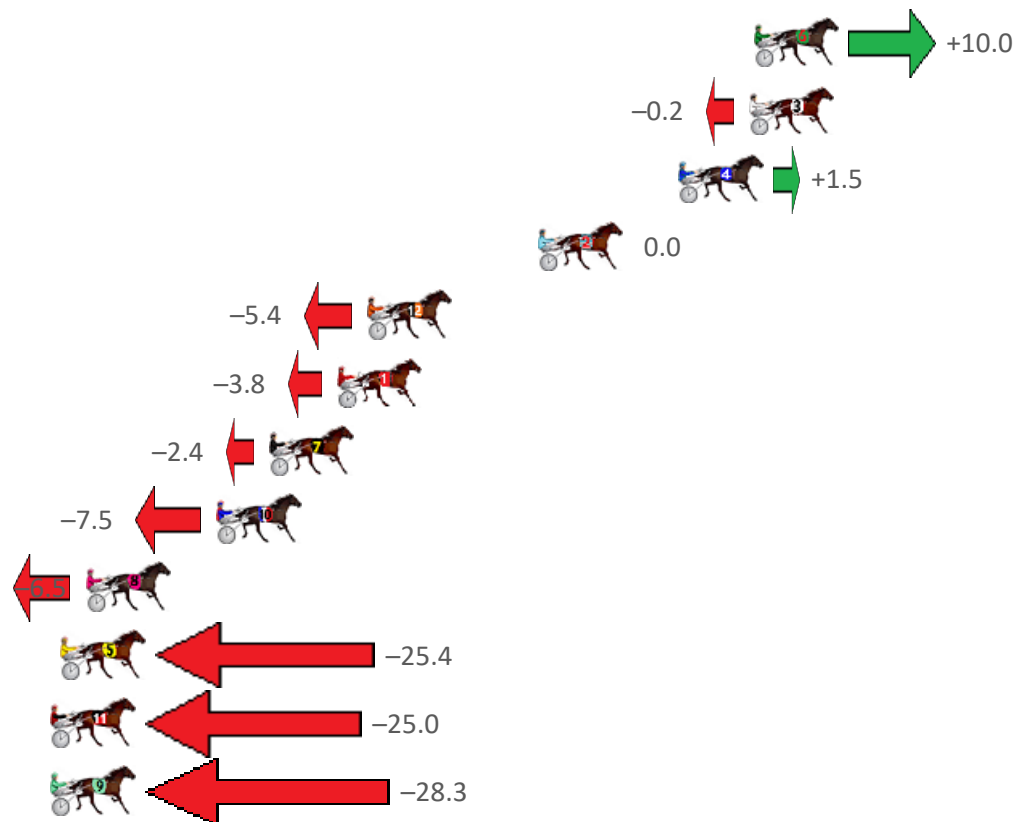
Gloucester Park Race 5 Distance 2130m

Friday, 5 January 2024

Gross Time: 2:36.20 MileRate: 1:58.00 LeadTime: 37.20s First Qtr: 32.20s Second Qtr: 30.50s Third Qtr: 28.90s Fourth Qtr: 27.40s

NoHorse	Plc	Mar	800 Posi	400 Posi	Time	3rd Qtr	4th Qtr
6 ALL IS WELL	1	0.0m	10.0m (2)	0.0m (1)	2:36.20	28.18s	27.40s
3 LUCCA	2	0.2m	0.0m (0)	0.0m (0)	2:36.21	28.90s	27.41s
4 MISTER MONTBLAN	3	3.0m	4.5m (0)	4.6m (0)	2:36.42	28.90s	27.30s
2 NAVY STREET	4	8.6m	8.6m (0)	8.9m (0)	2:36.82	28.90s	27.40s
12 SUGAR APPLE	5	15.4m	10.0m (1)	10.6m (1)	2:37.31	28.92s	27.77s
1 BURGHELY SHARD	6	16.6m	12.8m (0)	13.4m (0)	2:37.40	28.92s	27.66s
7 OUR SHELLEY BEACH	7	19.3m	16.9m (0)	18.0m (0)	2:37.59	28.95s	27.53s
10 FLYING RUMOUR	8	21.4m	13.9m (1)	14.4m (1)	2:37.74	28.91s	27.94s
8 FEELING ACES	9	26.6m	20.1m (1)	13.7m (2)	2:38.12	28.42s	28.36s
5 SPRING LINE	10	27.6m	2.2m (1)	5.8m (1)	2:38.19	29.15s	28.98s
11 BETTOR MOVE ALON	11	31.1m	6.1m (1)	6.3m (2)	2:38.44	28.90s	29.20s
9 FRANCO WESTERN	12	43.9m	15.6m (2)	7.1m (3)	2:39.37	28.28s	30.07s

Finish Position and metres gained from 800m



PJ Harness Analyser

Sectional Analysis Software - Not just a formguide!

www.facebook.com/PJHarnessRacing



RISE Digital, Harness Racing Australia nor the provider accepts any responsibility for the completeness or accuracy of any of the information contained herein, and makes no representations about its suitability for any particular purpose. Users should make their own judgements about those matters and/or seek independent advice. You assume all risks associated with use of data provided on this page

Gloucester Park Race 6 Distance 1730m

Friday, 5 January 2024

Gross Time: 2:02.60 MileRate: 1:54.00 LeadTime: 7.70s First Qtr: 28.40s Second Qtr: 29.00s Third Qtr: 29.10s Fourth Qtr: 28.40s

NoHorse	Plc	Mar	800 Posi	400 Posi	Time	3rd Qtr	4th Qtr
2 SHOWPONY	1	0.0m	0.0m (0)	0.0m (0)	2:02.60	29.10s	28.40s

10 HIGH PRICE 2 16.0m 8.9m (1) 12.1m (1) 2:03.79 29.32s 28.73s

8 MACHLANI 3 18.1m 13.0m (0) 16.3m (1) 2:03.95 29.32s 28.59s

3 NAME IN LIGHTS 4 19.1m 4.2m (0) 4.8m (0) 2:04.02 29.14s 29.48s

6 ROCKNROLL ELLIOT 5 22.5m 9.4m (2) 8.2m (3) 2:04.28 29.01s 29.49s

5 BLUE BLAZER 6 27.3m 13.0m (1) 16.9m (2) 2:04.64 29.36s 29.23s

1 BATAVIA BLACKHOLE 7 37.1m 9.4m (0) 14.3m (0) 2:05.37 29.44s 30.15s

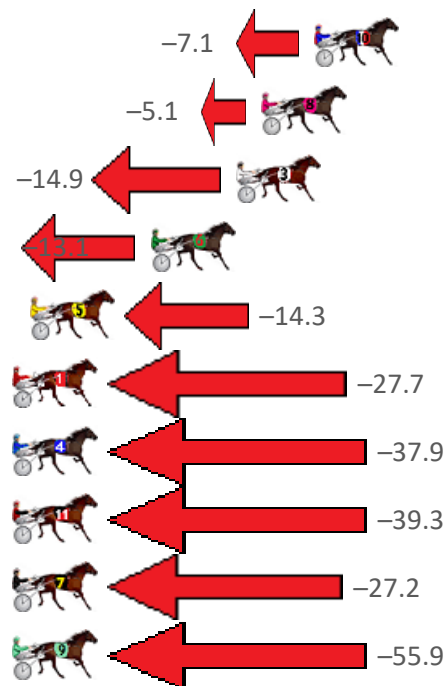
4 FRANCO MECCA 8 38.7m 0.8m (1) 4.8m (1) 2:05.49 29.38s 30.95s

11 ULTIMATE ROCKER 9 44.6m 5.3m (1) 7.6m (2) 2:05.93 29.26s 31.18s

7 RICHIE REACTOR 10 44.7m 17.5m (0) 22.4m (0) 2:05.93 29.44s 30.13s

9 THE KRAKEN 11 59.0m 3.1m (2) 20.0m (3) 2:07.00 30.31s 31.38s

Finish Position and metres gained from 800m



PJ Harness Analyser

Sectional Analysis Software – Not just a formguide!

www.facebook.com/PJHarnessRacing



RISE Digital, Harness Racing Australia nor the provider accepts any responsibility for the completeness or accuracy of any of the information contained herein, and makes no representations about its suitability for any particular purpose. Users should make their own judgements about those matters and/or seek independent advice. You assume all risks associated with use of data provided on this page

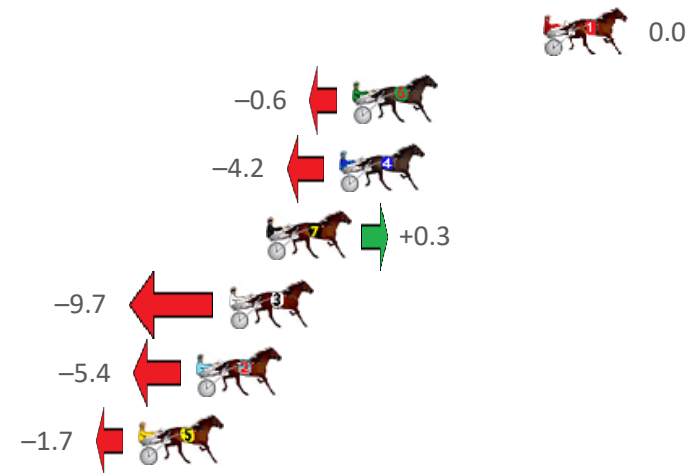
Gloucester Park Race 7 Distance 2536m

Friday, 5 January 2024

Gross Time: 3:08.40 MileRate: 1:59.50 LeadTime: 70.30s First Qtr: 31.60s Second Qtr: 30.00s Third Qtr: 28.60s Fourth Qtr: 27.90s

NoHorse	Plc	Mar	800 Posi	400 Posi	Time	3rd Qtr	4th Qtr
1 SOHO DOW JONES	1	0.0m	0.0m (0)	0.0m (0)	3:08.40	28.60s	27.90s
6 CORDERO	2	7.6m	7.0m (1)	8.0m (1)	3:08.96	28.66s	27.90s
4 FIREROCKFIREROLL	3	8.1m	3.9m (0)	4.3m (0)	3:08.99	28.62s	28.19s
7 MIDDLEPAGE	4	11.0m	11.3m (1)	12.6m (1)	3:09.21	28.68s	27.82s
3 RUPERT OF LINCOLN	5	12.5m	2.8m (1)	3.7m (1)	3:09.32	28.66s	28.55s
2 THOMSON BAY	6	13.8m	8.4m (0)	8.6m (0)	3:09.41	28.60s	28.31s
5 VALBONNE	7	16.1m	14.4m (0)	12.5m (0)	3:09.58	28.46s	28.20s

Finish Position and metres gained from 800m







Harness Analyser

Sectional Analysis Software – Not just a formguide!

www.facebook.com/PJHarnessRacing



RISE Digital, Harness Racing Australia nor the provider accepts any responsibility for the completeness or accuracy of any of the information contained herein, and makes no representations about its suitability for any particular purpose. Users should make their own judgements about those matters and/or seek independent advice. You assume all risks associated with use of data provided on this page


Gloucester Park Race 8 Distance 2503m

Friday, 5 January 2024

Gross Time: 3:11.10 MileRate: 2:02.90 LeadTime: 72.50s First Qtr: 31.90s Second Qtr: 29.60s Third Qtr: 28.40s Fourth Qtr: 28.70s

NoHorse	Plc	Mar	800 Posi	400 Posi	Time	3rd Qtr	4th Qtr
2 WATCHING OUR COI	1	0.0m	0.3m (0)	0.0m (0)	3:11.10	28.38s	28.70s
1 FLEUR DU MAQUIS	2	3.7m	0.0m (1)	2.0m (1)	3:11.38	28.54s	28.84s
5 ARDENS HORIZON	3	3.9m	4.5m (0)	4.8m (0)	3:11.39	28.42s	28.65s
7 WITHOUTHETUH	4	7.9m	8.5m (0)	8.7m (0)	3:11.70	28.42s	28.68s
3 RAVEN BANNER	5	8.0m	13.3m (0)	10.7m (1)	3:11.70	28.22s	28.54s
6 COOPER	6	8.0m	4.8m (1)	6.8m (1)	3:11.70	28.54s	28.82s
4 YANKEE LINCOLN	7	8.2m	17.6m (0)	13.0m (0)	3:11.72	28.08s	28.40s

Finish Position and metres gained from 800m







Harness Analyser

Sectional Analysis Software – Not just a formguide!

www.facebook.com/PJHarnessRacing



RISE Digital, Harness Racing Australia nor the provider accepts any responsibility for the completeness or accuracy of any of the information contained herein, and makes no representations about its suitability for any particular purpose. Users should make their own judgements about those matters and/or seek independent advice. You assume all risks associated with use of data provided on this page