

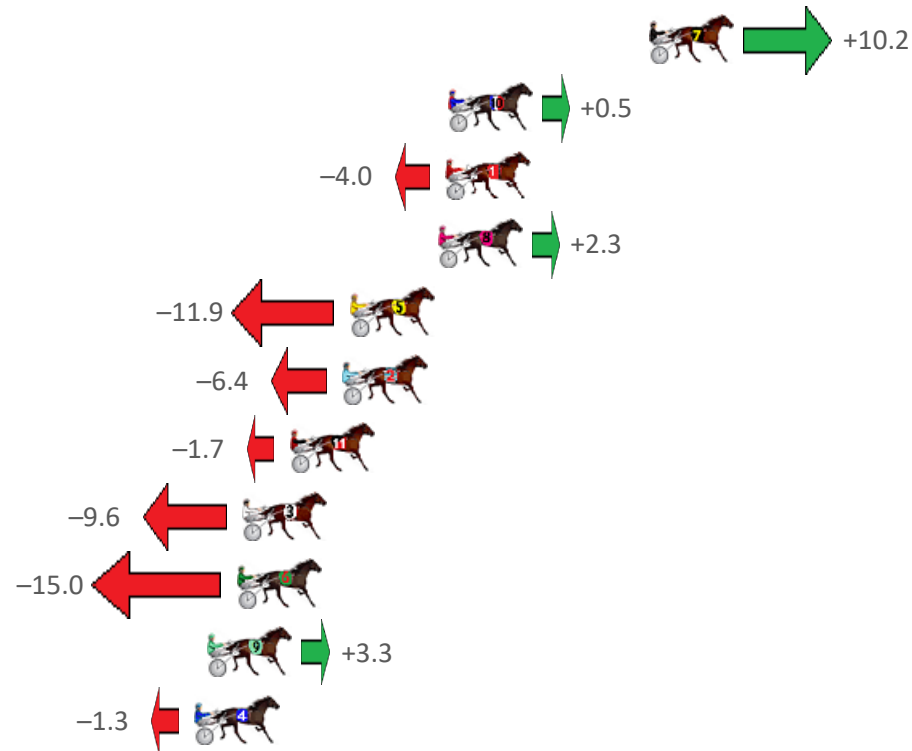
Gloucester Park Race 1 Distance 2130m

Tuesday, 9 January 2024

Gross Time: 2:36.70 MileRate: 1:58.40 LeadTime: 35.90s First Qtr: 31.60s Second Qtr: 30.70s Third Qtr: 29.30s Fourth Qtr: 29.20s

NoHorse	Plc	Mar	800 Posi	400 Posi	Time	3rd Qtr	4th Qtr
7 FOLLOW THE DRAGO	1	0.0m	10.2m (2)	0.0m (1)	2:36.70	28.56s	29.20s
10 TUMBLIN DICE	2	8.0m	8.5m (0)	9.6m (0)	2:37.31	29.38s	29.11s
1 ALFREDI	3	8.1m	4.1m (0)	5.2m (0)	2:37.32	29.38s	29.44s
8 SIDSTREPO	4	8.4m	10.7m (1)	6.4m (2)	2:37.34	28.98s	29.38s
5 SHOOT THROUGH	5	11.9m	0.0m (0)	0.8m (0)	2:37.61	29.36s	30.05s
2 BROOKIES JET	6	12.2m	5.8m (1)	8.5m (1)	2:37.63	29.50s	29.51s
11 EUSTON FLYER	7	14.3m	12.6m (0)	13.7m (0)	2:37.80	29.38s	29.30s
3 THE LIGHTNING STRI	8	16.2m	6.6m (2)	14.1m (2)	2:37.94	29.84s	29.42s
6 TRITTRITTBANGBAN	9	16.4m	1.4m (1)	3.9m (1)	2:37.96	29.48s	30.18s
9 FIREPLAY	10	17.6m	20.9m (0)	12.9m (1)	2:38.05	28.72s	29.61s
4 GOTA GOOD WARH	11	18.1m	16.8m (0)	19.5m (0)	2:38.09	29.50s	29.17s

Finish Position and metres gained from 800m



PJ Harness Analyser

Sectional Analysis Software – Not just a formguide!

www.facebook.com/PJHarnessRacing



RISE Digital, Harness Racing Australia nor the provider accepts any responsibility for the completeness or accuracy of any of the information contained herein, and makes no representations about its suitability for any particular purpose. Users should make their own judgements about those matters and/or seek independent advice. You assume all risks associated with use of data provided on this page

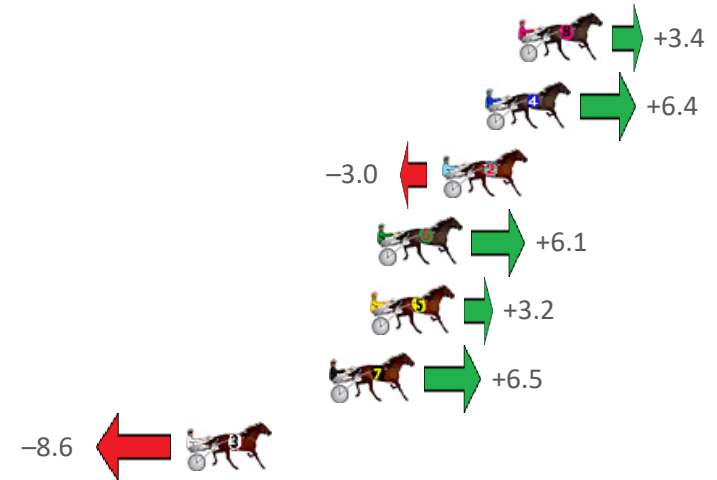
Gloucester Park Race 2 Distance 2536m

Tuesday, 9 January 2024

Gross Time: 3:13.30 MileRate: 2:02.70 LeadTime: 74.00s First Qtr: 31.70s Second Qtr: 29.80s Third Qtr: 28.20s Fourth Qtr: 29.60s

NoHorse	Plc	Mar	800 Posi	400 Posi	Time	3rd Qtr	4th Qtr
8 BALTIC ACE	1	0.0m	3.4m (1)	2.5m (1)	3:13.30	28.14s	29.42s
4 BLOCKJORG	2	1.3m	7.7m (1)	6.7m (1)	3:13.40	28.14s	29.22s
2 TROOPINGOFTHECO	3	3.0m	0.0m (0)	0.0m (0)	3:13.53	28.20s	29.83s
6 STAR OF WILLOUGH	4	5.6m	11.7m (1)	4.5m (2)	3:13.73	27.70s	29.71s
5 MADDY MADDY	5	5.9m	9.1m (0)	10.9m (0)	3:13.76	28.34s	29.28s
7 MISTA EDITORIAL	6	7.5m	14.0m (0)	9.5m (2)	3:13.88	27.90s	29.50s
3 TWOANDAHALF TIGE	7	13.2m	4.6m (0)	6.1m (0)	3:14.32	28.32s	30.18s

Finish Position and metres gained from 800m







Harness Analyser

Sectional Analysis Software – Not just a formguide!

www.facebook.com/PJHarnessRacing



RISE Digital, Harness Racing Australia nor the provider accepts any responsibility for the completeness or accuracy of any of the information contained herein, and makes no representations about its suitability for any particular purpose. Users should make their own judgements about those matters and/or seek independent advice. You assume all risks associated with use of data provided on this page

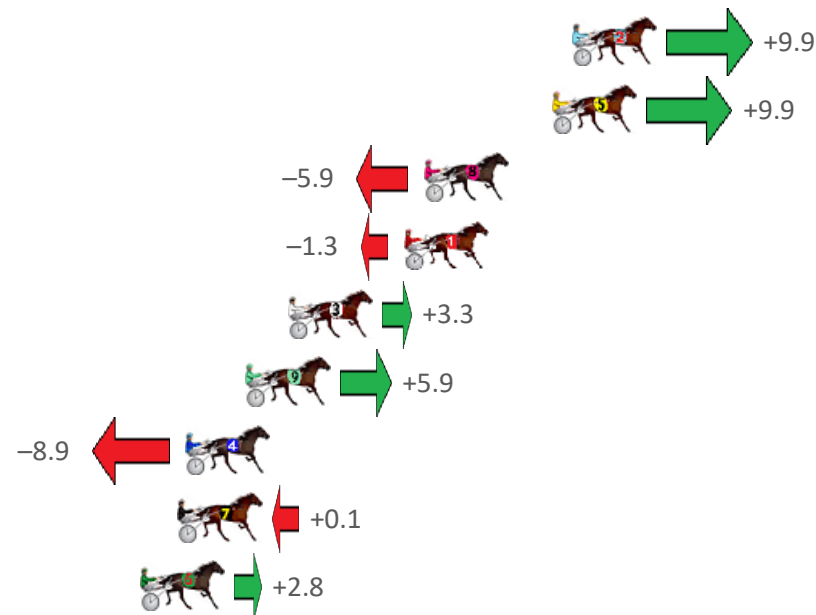
Gloucester Park Race 3 Distance 2536m

Tuesday, 9 January 2024

Gross Time: 3:09.50 MileRate: 2:00.30 LeadTime: 70.60s First Qtr: 30.20s Second Qtr: 28.60s Third Qtr: 29.40s Fourth Qtr: 30.70s

NoHorse	Plc	Mar	800 Posi	400 Posi	Time	3rd Qtr	4th Qtr
2 ALTA QUEEN	1	0.0m	9.9m (0)	8.9m (1)	3:09.50	29.36s	30.04s
5 PATRIKIAR	2	0.8m	10.7m (1)	5.2m (3)	3:09.56	29.03s	30.38s
8 STEREOGRAPHIC	3	5.9m	0.0m (0)	0.0m (0)	3:09.97	29.40s	31.17s
1 YOU FLY WITH ME	4	6.7m	5.4m (0)	4.3m (0)	3:10.04	29.34s	30.92s
3 PATH OF GOLD	5	11.3m	14.6m (0)	11.3m (0)	3:10.41	29.20s	30.77s
9 JILLIBY JAKE	6	13.0m	18.9m (0)	13.7m (1)	3:10.54	29.08s	30.72s
4 HENWOOD BAY	7	15.4m	6.5m (1)	7.3m (2)	3:10.74	29.48s	31.39s
7 RICHIE REACTOR	8	15.7m	15.8m (1)	10.5m (3)	3:10.76	29.07s	31.18s
6 APOLOGIZE	9	17.2m	20.0m (1)	14.8m (2)	3:10.88	29.08s	30.98s

Finish Position and metres gained from 800m







Harness Analyser

Sectional Analysis Software – Not just a formguide!

www.facebook.com/PJHarnessRacing



RISE Digital, Harness Racing Australia nor the provider accepts any responsibility for the completeness or accuracy of any of the information contained herein, and makes no representations about its suitability for any particular purpose. Users should make their own judgements about those matters and/or seek independent advice. You assume all risks associated with use of data provided on this page


Gloucester Park Race 4 Distance 2130m

Tuesday, 9 January 2024

Gross Time: 2:37.00 MileRate: 1:58.60 LeadTime: 37.10s First Qtr: 31.50s Second Qtr: 30.20s Third Qtr: 29.40s Fourth Qtr: 28.80s

NoHorse	Plc	Mar	800 Posi	400 Posi	Time	3rd Qtr	4th Qtr
8 CHASING HILL	1	0.0m	0.0m (0)	0.0m (0)	2:37.00	29.40s	28.80s
7 LOUIE LEBEAU	2	4.2m	4.1m (1)	3.6m (1)	2:37.32	29.36s	28.86s
5 CHASING COOPER	3	8.5m	4.7m (0)	5.3m (0)	2:37.64	29.44s	29.06s
1 REDDY TO FLY	4	21.8m	9.0m (0)	7.0m (2)	2:38.65	29.24s	29.94s
3 FRANCESCO	5	21.9m	8.5m (1)	11.9m (1)	2:38.66	29.64s	29.59s
4 AMERICAN DUTCHES	6	25.9m	17.0m (0)	17.4m (0)	2:38.96	29.42s	29.50s
10 RODGER JAMES	7	29.3m	12.9m (0)	12.5m (0)	2:39.21	29.36s	30.11s
6 LUKE ATTACK	8	30.4m	20.5m (0)	22.4m (0)	2:39.30	29.52s	29.48s
9 THE WILDCARD	9	37.3m	21.6m (1)	27.7m (0)	2:39.82	29.82s	29.62s
11 EL PASO DE MARKO	10	42.6m	17.0m (1)	21.6m (1)	2:40.22	29.72s	30.46s
2 BEALAWYER	11	51.7m	12.9m (1)	17.5m (1)	2:40.91	29.72s	31.45s

Finish Position and metres gained from 800m



PJ Harness Analyser

Sectional Analysis Software – Not just a formguide!

www.facebook.com/PJHarnessRacing



RISE Digital, Harness Racing Australia nor the provider accepts any responsibility for the completeness or accuracy of any of the information contained herein, and makes no representations about its suitability for any particular purpose. Users should make their own judgements about those matters and/or seek independent advice. You assume all risks associated with use of data provided on this page

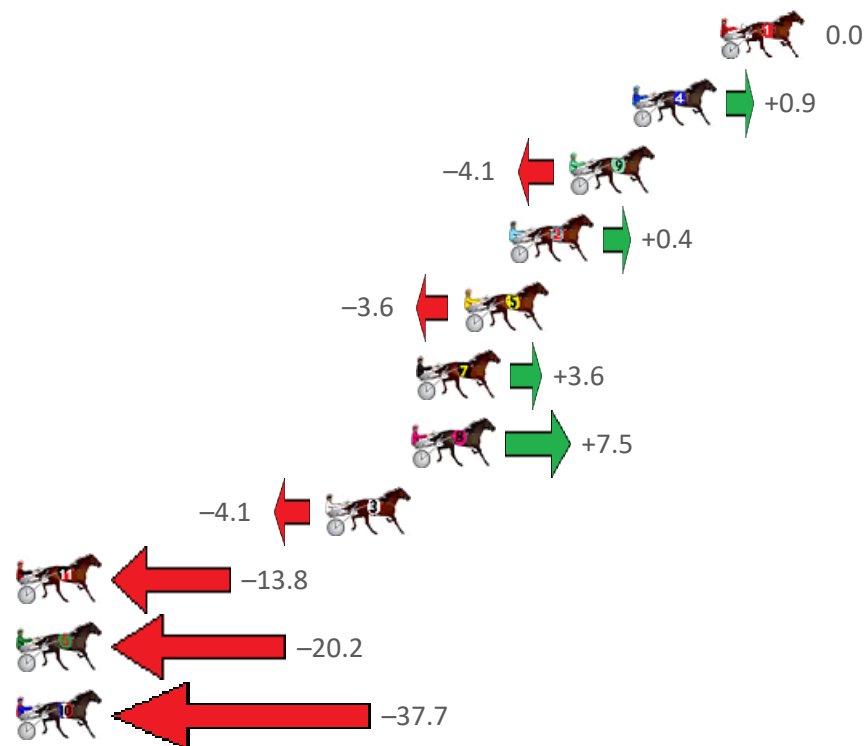
Gloucester Park Race 5 Distance 2130m

Tuesday, 9 January 2024

Gross Time: 2:37.20 MileRate: 1:58.80 LeadTime: 36.50s First Qtr: 31.90s Second Qtr: 29.50s Third Qtr: 29.20s Fourth Qtr: 30.10s

NoHorse	Plc	Mar	800 Posi	400 Posi	Time	3rd Qtr	4th Qtr
1 IM SPIDERMAN	1	0.0m	0.0m (0)	0.0m (0)	2:37.20	29.20s	30.10s
4 ULTIMATE ROCKER	2	3.5m	4.4m (0)	4.6m (0)	2:37.48	29.22s	30.04s
9 JUSTLIKE TURBO	3	6.0m	1.9m (1)	3.3m (1)	2:37.67	29.30s	30.33s
2 JOE WITH THE FLOW	4	8.4m	8.8m (0)	9.2m (0)	2:37.86	29.24s	30.08s
5 TRIROYALE BRIGADE	5	10.2m	6.6m (1)	7.6m (1)	2:38.00	29.28s	30.34s
7 ALL AUSSIE MACH	6	12.1m	15.7m (1)	16.6m (1)	2:38.15	29.28s	29.83s
8 HERE COMES SHARKI	7	12.3m	19.8m (1)	20.1m (2)	2:38.17	29.24s	29.59s
3 BITOFDUTCHCOURA	8	15.7m	11.6m (1)	12.2m (1)	2:38.44	29.26s	30.44s
11 KOHLI	9	31.4m	17.6m (0)	20.1m (1)	2:39.68	29.40s	31.09s
6 THE PARTY BOY	10	45.6m	25.4m (0)	28.0m (0)	2:40.79	29.42s	31.63s
10 SEEKNYOUSHALLFIN	11	50.7m	13.0m (0)	17.1m (0)	2:41.20	29.52s	32.84s

Finish Position and metres gained from 800m



PJ Harness Analyser
Sectional Analysis Software – Not just a formguide!

www.facebook.com/PJHarnessRacing



RISE Digital, Harness Racing Australia nor the provider accepts any responsibility for the completeness or accuracy of any of the information contained herein, and makes no representations about its suitability for any particular purpose. Users should make their own judgements about those matters and/or seek independent advice. You assume all risks associated with use of data provided on this page

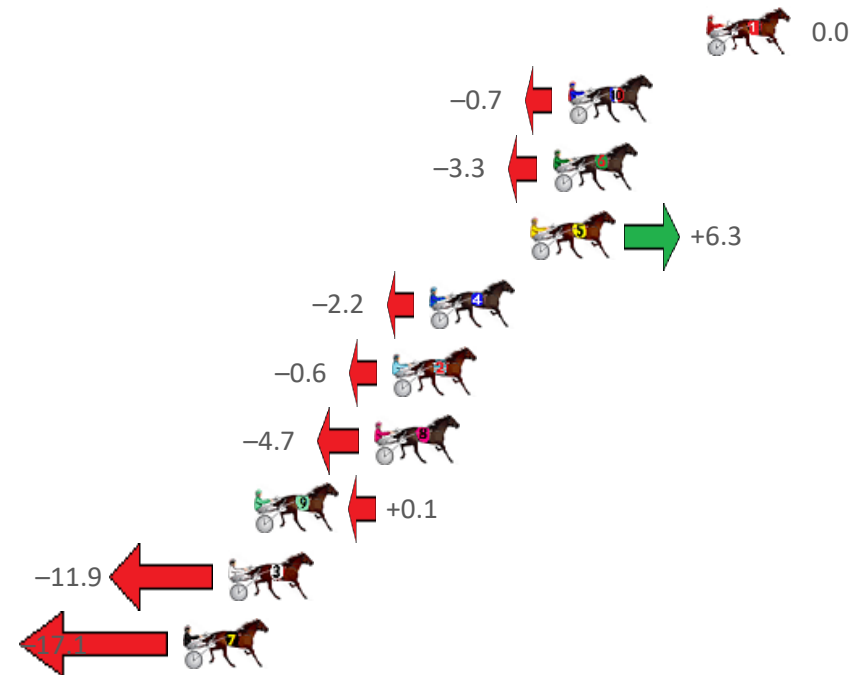
Gloucester Park Race 6 Distance 2130m

Tuesday, 9 January 2024

Gross Time: 2:38.20 MileRate: 1:59.60 LeadTime: 37.70s First Qtr: 31.50s Second Qtr: 31.20s Third Qtr: 28.40s Fourth Qtr: 29.40s

NoHorse	Plc	Mar	800 Posi	400 Posi	Time	3rd Qtr	4th Qtr
1 STARS OF GOLD	1	0.0m	0.0m (0)	0.0m (0)	2:38.20	28.40s	29.40s
10 JADES FORTUNE	2	5.5m	4.8m (0)	5.9m (0)	2:38.62	28.48s	29.40s
6 PONZI BEACH	3	6.1m	2.8m (1)	3.1m (1)	2:38.67	28.42s	29.65s
5 GODDESS OF REASO	4	7.0m	13.3m (0)	10.6m (1)	2:38.74	28.22s	29.18s
4 STELLA MAJOR	5	11.0m	8.8m (0)	10.0m (0)	2:39.05	28.50s	29.53s
2 ZYANYA	6	12.5m	11.9m (1)	13.4m (2)	2:39.16	28.52s	29.40s
8 MADDY ROCKS	7	13.2m	8.5m (2)	10.7m (3)	2:39.22	28.57s	29.65s
9 FIREBALL FRIDAY	8	18.0m	18.1m (0)	15.6m (0)	2:39.59	28.24s	29.67s
3 VALHALLA MISS	9	19.0m	7.1m (1)	5.6m (2)	2:39.66	28.30s	30.46s
7 SWEET VIVienne	10	20.8m	3.7m (2)	7.9m (4)	2:39.80	28.71s	30.44s

Finish Position and metres gained from 800m



PJ Harness Analyser
Sectional Analysis Software – Not just a formguide!

www.facebook.com/PJHarnessRacing



RISE Digital, Harness Racing Australia nor the provider accepts any responsibility for the completeness or accuracy of any of the information contained herein, and makes no representations about its suitability for any particular purpose. Users should make their own judgements about those matters and/or seek independent advice. You assume all risks associated with use of data provided on this page

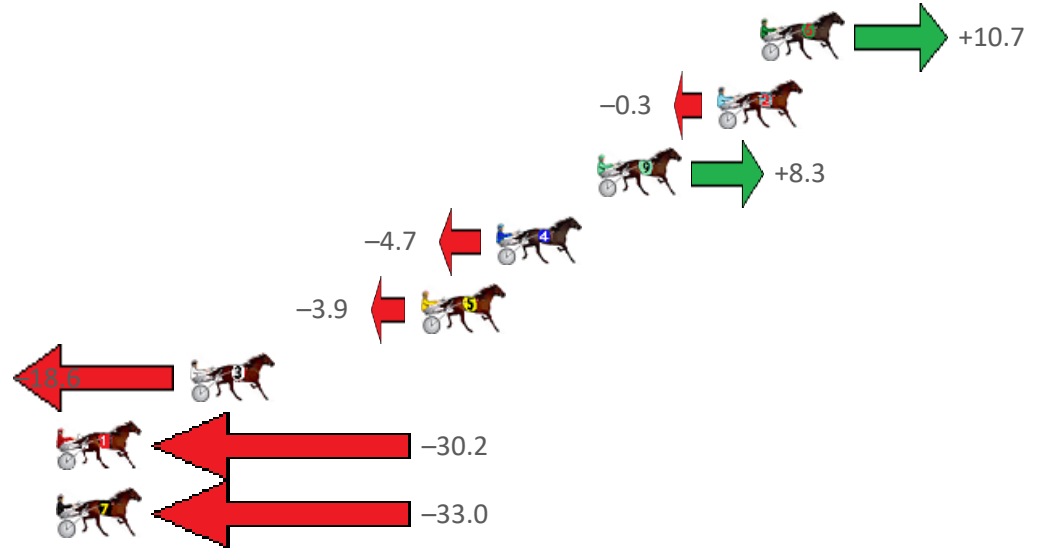
Gloucester Park Race 7 Distance 2130m

Tuesday, 9 January 2024

Gross Time: 2:39.30 MileRate: 2:00.30 LeadTime: 37.50s First Qtr: 30.70s Second Qtr: 30.50s Third Qtr: 29.30s Fourth Qtr: 31.30s

NoHorse	Plc	Mar	800 Posi	400 Posi	Time	3rd Qtr	4th Qtr
6 ROSIES LAST ATTACK	1	0.0m	10.7m (1)	9.3m (1)	2:39.30	29.22s	30.60s
2 SWEETEST THING	2	1.7m	1.4m (1)	0.0m (0)	2:39.44	29.20s	31.44s
9 JACKY DARLING	3	6.5m	14.8m (0)	13.3m (1)	2:39.83	29.22s	30.83s
4 SYNCOPATION	4	10.5m	5.8m (1)	3.8m (1)	2:40.16	29.16s	31.88s
5 SHES A DACTYL	5	13.5m	9.6m (0)	12.2m (0)	2:40.40	29.52s	31.48s
3 TORREVEAN PINKY	6	22.7m	4.1m (2)	12.8m (2)	2:41.16	29.96s	32.19s
1 DEBRENIKA	7	30.2m	0.0m (0)	4.8m (0)	2:41.77	29.66s	33.41s
7 KRAFTY LOUISE	8	42.6m	9.6m (2)	26.3m (0)	2:42.79	30.58s	32.81s

Finish Position and metres gained from 800m







Harness Analyser

Sectional Analysis Software – Not just a formguide!

www.facebook.com/PJHarnessRacing



RISE Digital, Harness Racing Australia nor the provider accepts any responsibility for the completeness or accuracy of any of the information contained herein, and makes no representations about its suitability for any particular purpose. Users should make their own judgements about those matters and/or seek independent advice. You assume all risks associated with use of data provided on this page

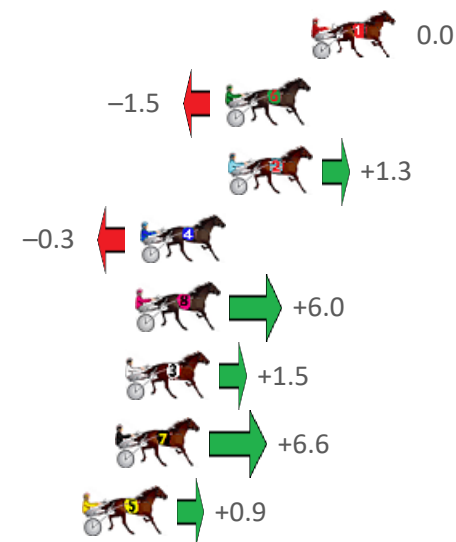
Gloucester Park Race 8 Distance 2130m

Tuesday, 9 January 2024

Gross Time: 2:45.30 MileRate: 2:04.90 LeadTime: 40.40s First Qtr: 33.60s Second Qtr: 32.50s Third Qtr: 29.70s Fourth Qtr: 29.10s

NoHorse	Plc	Mar	800 Posi	400 Posi	Time	3rd Qtr	4th Qtr
1 HEEZ GOOD AS GOL	1	0.0m	0.0m (0)	0.0m (0)	2:45.30	29.70s	29.10s
6 JAMIE KIM	2	3.4m	1.9m (1)	2.0m (1)	2:45.56	29.70s	29.22s
2 RAKERO RAIDER	3	3.3m	4.6m (0)	3.6m (0)	2:45.55	29.62s	29.09s
4 BEERSHEBAS SHADO	4	6.8m	6.5m (1)	6.6m (1)	2:45.82	29.70s	29.14s
8 VELVET SHADOW	5	7.0m	13.0m (0)	11.8m (0)	2:45.83	29.60s	28.77s
3 TORREVEAN VELOCE	6	7.4m	8.9m (0)	7.4m (0)	2:45.86	29.58s	29.12s
7 SUKHOVEY WINDST	7	7.8m	14.4m (1)	7.2m (2)	2:45.90	29.16s	29.17s
5 DUNAMIS	8	9.1m	10.0m (2)	3.3m (2)	2:45.99	29.20s	29.55s

Finish Position and metres gained from 800m







Harness Analyser

Sectional Analysis Software – Not just a formguide!

www.facebook.com/PJHarnessRacing



RISE Digital, Harness Racing Australia nor the provider accepts any responsibility for the completeness or accuracy of any of the information contained herein, and makes no representations about its suitability for any particular purpose. Users should make their own judgements about those matters and/or seek independent advice. You assume all risks associated with use of data provided on this page

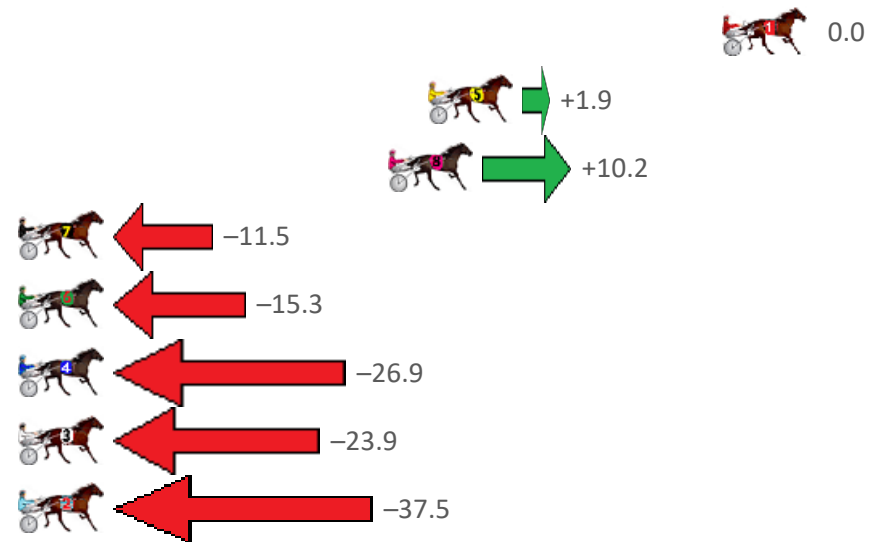
Gloucester Park Race 9 Distance 2503m

Tuesday, 9 January 2024

Gross Time: 3:15.20 MileRate: 2:05.50 LeadTime: 72.70s First Qtr: 29.80s Second Qtr: 30.20s Third Qtr: 30.50s Fourth Qtr: 32.00s

NoHorse	Plc	Mar	800 Posi	400 Posi	Time	3rd Qtr	4th Qtr
1 LOVE YOU LUCY	1	0.0m	0.0m (0)	0.0m (0)	3:15.20	30.50s	32.00s
5 HOLD THAT GOLD	2	11.7m	13.6m (1)	16.0m (0)	3:16.18	30.72s	31.74s
8 CHUMANI	3	13.3m	23.5m (1)	25.1m (3)	3:16.31	30.69s	31.17s
7 TENNERSON	4	30.7m	19.2m (0)	28.6m (1)	3:17.77	31.28s	32.34s
6 BEE BEE BEROCC	5	34.5m	19.2m (1)	25.3m (2)	3:18.08	31.02s	32.92s
4 NICKYS SON	6	35.7m	8.8m (1)	23.7m (1)	3:18.18	31.68s	33.14s
3 BONNIE RAE	7	38.0m	14.1m (0)	26.5m (0)	3:18.38	31.50s	33.11s
2 MAJESTIC MARION	8	45.5m	8.0m (0)	21.9m (0)	3:19.00	31.60s	34.10s

Finish Position and metres gained from 800m







Harness Analyser

Sectional Analysis Software – Not just a formguide!

www.facebook.com/PJHarnessRacing



RISE Digital, Harness Racing Australia nor the provider accepts any responsibility for the completeness or accuracy of any of the information contained herein, and makes no representations about its suitability for any particular purpose. Users should make their own judgements about those matters and/or seek independent advice. You assume all risks associated with use of data provided on this page