

Gloucester Park Race 1 Distance 2130m

Friday, 12 January 2024

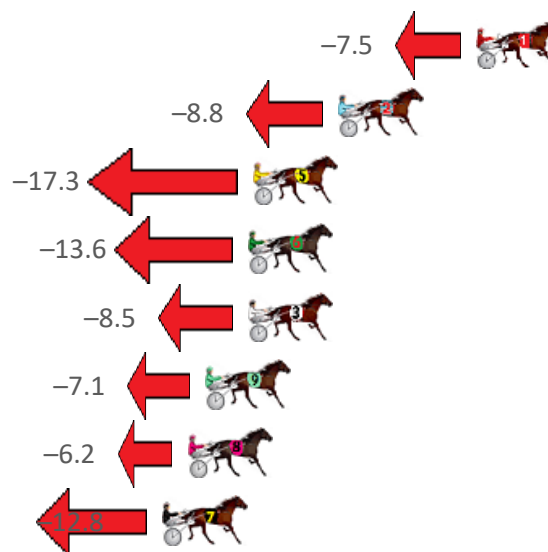
Gross Time: 2:34.70 MileRate: 1:56.90 LeadTime: 37.50s First Qtr: 30.70s Second Qtr: 30.30s Third Qtr: 28.70s Fourth Qtr: 27.50s

NoHorse	Plc	Mar	800 Posi	400 Posi	Time	3rd Qtr	4th Qtr
4 MACHLANI	1	0.0m	0.0m (0)	0.0m (0)	2:34.70	28.70s	27.50s

Finish Position and metres gained from 800m



1 THE KRAKEN	2	11.2m	3.7m (0)	4.9m (0)	2:35.51	28.78s	27.97s
2 BLUE BLAZER	3	16.7m	7.9m (0)	8.9m (0)	2:35.91	28.76s	28.09s
5 MEDIEVAL MAN	4	20.1m	2.8m (1)	4.3m (1)	2:36.15	28.80s	28.65s
6 OUR STAR WATCH	5	20.3m	6.7m (1)	8.3m (1)	2:36.17	28.80s	28.39s
3 FRANKIE J HOLDEN	6	20.3m	11.8m (0)	13.5m (0)	2:36.17	28.80s	28.03s
9 MARBEECHSAM	7	22.0m	14.9m (1)	16.9m (1)	2:36.29	28.82s	27.91s
8 STEREOPHONIC	8	22.7m	16.5m (0)	19.2m (0)	2:36.34	28.86s	27.80s
7 SPRING LINE	9	23.7m	10.9m (1)	12.3m (1)	2:36.42	28.78s	28.35s







Harness Analyser

Sectional Analysis Software – Not just a formguide!

www.facebook.com/PJHarnessRacing



RISE Digital, Harness Racing Australia nor the provider accepts any responsibility for the completeness or accuracy of any of the information contained herein, and makes no representations about its suitability for any particular purpose. Users should make their own judgements about those matters and/or seek independent advice. You assume all risks associated with use of data provided on this page

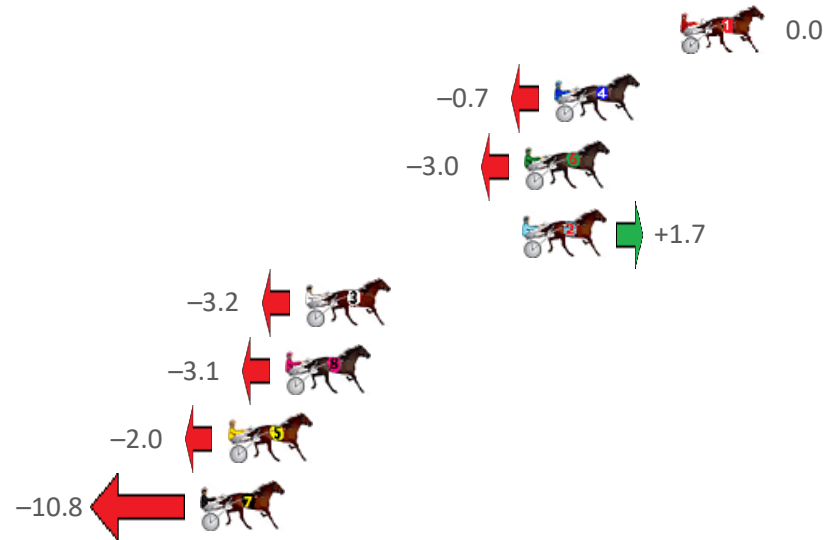
Gloucester Park Race 2 Distance 2130m

Friday, 12 January 2024

Gross Time: 2:33.30 MileRate: 1:55.80 LeadTime: 36.90s First Qtr: 30.70s Second Qtr: 29.40s Third Qtr: 28.10s Fourth Qtr: 28.20s

NoHorse	Plc	Mar	800 Posi	400 Posi	Time	3rd Qtr	4th Qtr
1 LUCCA	1	0.0m	0.0m (0)	0.0m (0)	2:33.30	28.10s	28.20s
4 BELLEZZA NERA	2	5.0m	4.3m (0)	4.0m (0)	2:33.67	28.08s	28.29s
6 OUR SHELLEY BEACH	3	6.2m	3.2m (1)	2.6m (1)	2:33.76	28.06s	28.48s
2 PER ARDUA AD ASTR	4	6.3m	8.0m (0)	6.9m (1)	2:33.77	28.02s	28.18s
3 ALFREDI	5	14.9m	11.7m (0)	11.2m (0)	2:34.40	28.06s	28.52s
8 IM THEMIGHTYLUCY	6	15.7m	12.6m (1)	10.9m (1)	2:34.46	27.98s	28.60s
5 HERE COMES SHARKI	7	18.0m	16.0m (0)	18.9m (0)	2:34.63	28.30s	28.21s
7 HIGH PRICE	8	19.1m	8.3m (1)	9.2m (2)	2:34.72	28.16s	28.97s

Finish Position and metres gained from 800m



PJ Harness Analyser
Sectional Analysis Software – Not just a formguide!

www.facebook.com/PJHarnessRacing



RISE Digital, Harness Racing Australia nor the provider accepts any responsibility for the completeness or accuracy of any of the information contained herein, and makes no representations about its suitability for any particular purpose. Users should make their own judgements about those matters and/or seek independent advice. You assume all risks associated with use of data provided on this page

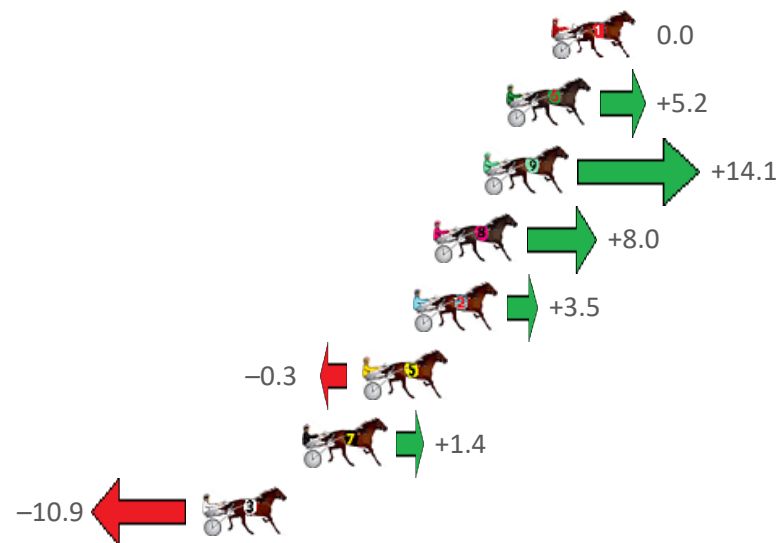
Gloucester Park Race 3 Distance 2130m

Friday, 12 January 2024

Gross Time: 2:34.30 MileRate: 1:56.60 LeadTime: 35.70s First Qtr: 31.70s Second Qtr: 29.70s Third Qtr: 27.80s Fourth Qtr: 29.40s

NoHorse	Plc	Mar	800 Posi	400 Posi	Time	3rd Qtr	4th Qtr
1 IFEEEL SIKDARL	1	0.0m	0.0m (0)	0.0m (0)	2:34.30	27.80s	29.40s
6 STATE OF HEAVEN	2	1.8m	7.0m (2)	2.9m (2)	2:34.44	27.52s	29.33s
9 TUBBS FARQUHAR	3	2.7m	16.8m (0)	16.6m (1)	2:34.51	27.82s	28.43s
8 FRANCO WESTERN	4	4.7m	12.7m (0)	13.5m (0)	2:34.66	27.88s	28.80s
2 JOEY JAMES	5	5.5m	9.0m (0)	9.6m (0)	2:34.72	27.86s	29.14s
5 ILLAWONG MUSTAN	6	7.5m	7.2m (1)	8.5m (1)	2:34.88	27.90s	29.38s
7 MISTER MONTBLAN	7	9.9m	11.3m (1)	6.8m (2)	2:35.06	27.50s	29.68s
3 PELIGROSO	8	13.9m	3.0m (1)	4.7m (1)	2:35.37	27.92s	30.14s

Finish Position and metres gained from 800m



PJ Harness Analyser

Sectional Analysis Software – Not just a formguide!

www.facebook.com/PJHarnessRacing



RISE Digital, Harness Racing Australia nor the provider accepts any responsibility for the completeness or accuracy of any of the information contained herein, and makes no representations about its suitability for any particular purpose. Users should make their own judgements about those matters and/or seek independent advice. You assume all risks associated with use of data provided on this page

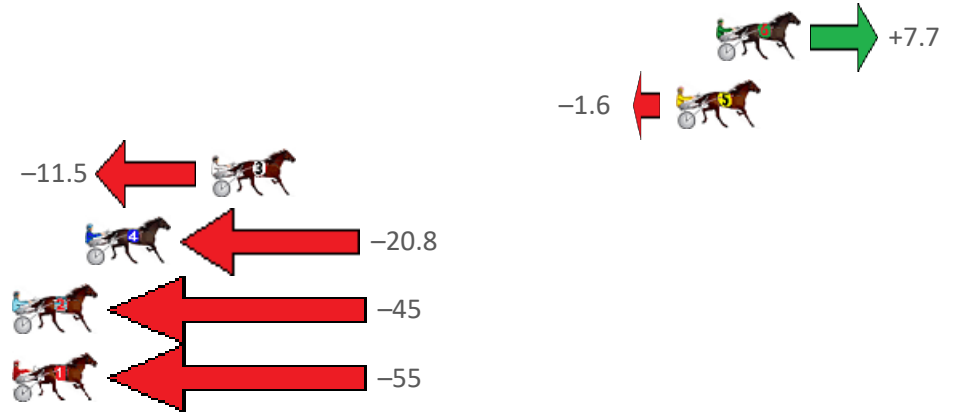
Gloucester Park Race 4 Distance 2130m

Friday, 12 January 2024

Gross Time: 2:32.80 MileRate: 1:55.40 LeadTime: 36.20s First Qtr: 30.00s Second Qtr: 29.00s Third Qtr: 28.10s Fourth Qtr: 29.50s

NoHorse	Plc	Mar	800 Posi	400 Posi	Time	3rd Qtr	4th Qtr
6 THREE RUMOURS	1	0.0m	7.7m (2)	0.6m (1)	2:32.80	27.60s	29.46s
5 RUMOUR HAS IT	2	1.6m	0.0m (1)	0.0m (0)	2:32.92	28.10s	29.62s
3 BEYOND THE SEA	3	20.1m	8.6m (1)	11.2m (1)	2:34.35	28.30s	30.25s
4 SOVRANA	4	25.1m	4.3m (1)	14.8m (0)	2:34.74	28.86s	30.38s
2 ROCKNROLL SASS	5	49.4m	5.2m (0)	24.0m (1)	2:36.62	29.46s	31.60s
1 QUEENINTHECORNE	6	55.1m	0.9m (0)	20.4m (0)	2:37.06	29.50s	32.30s

Finish Position and metres gained from 800m







Harness Analyser

Sectional Analysis Software – Not just a formguide!

www.facebook.com/PJHarnessRacing



RISE Digital, Harness Racing Australia nor the provider accepts any responsibility for the completeness or accuracy of any of the information contained herein, and makes no representations about its suitability for any particular purpose. Users should make their own judgements about those matters and/or seek independent advice. You assume all risks associated with use of data provided on this page

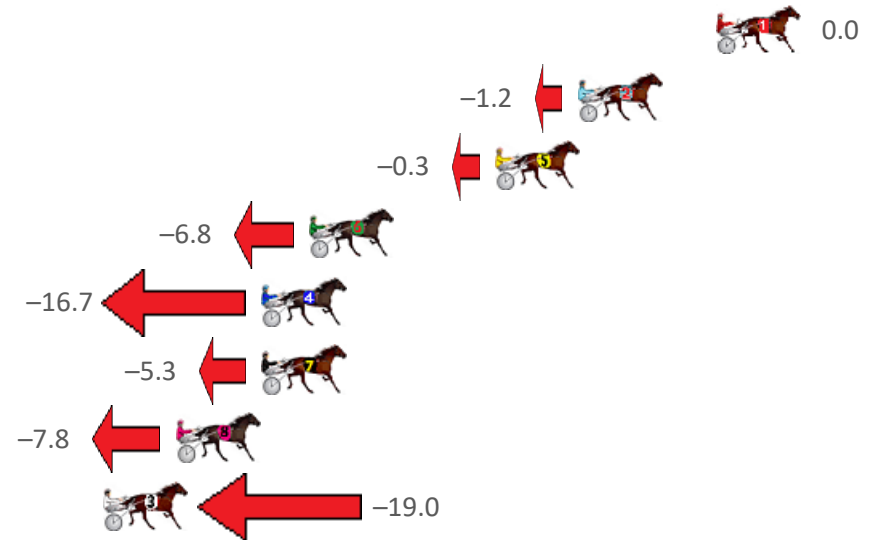
Gloucester Park Race 5 Distance 1730m

Friday, 12 January 2024

Gross Time: 2:01.70 MileRate: 1:53.20 LeadTime: 7.50s First Qtr: 29.40s Second Qtr: 28.90s Third Qtr: 28.30s Fourth Qtr: 27.60s

NoHorse	Plc	Mar	800 Posi	400 Posi	Time	3rd Qtr	4th Qtr
1 MACHNIFICENT	1	0.0m	0.0m (0)	0.0m (0)	2:01.70	28.30s	27.60s
2 CORDERO	2	5.5m	4.3m (0)	4.9m (0)	2:02.10	28.34s	27.66s
5 TIGER ROYAL	3	8.8m	8.5m (0)	9.2m (0)	2:02.34	28.34s	27.60s
6 CLASSIC CHOICE	4	16.2m	9.4m (1)	7.6m (2)	2:02.88	28.16s	28.25s
4 GOODFELLAZ	5	18.1m	1.4m (1)	2.6m (1)	2:03.01	28.38s	28.73s
7 ELDAYTONA	6	18.1m	12.8m (0)	12.1m (1)	2:03.01	28.24s	28.07s
8 VULTAN TIN	7	21.5m	13.7m (1)	15.3m (2)	2:03.26	28.40s	28.10s
3 MR FANTASTIC	8	24.4m	5.4m (1)	7.5m (1)	2:03.47	28.44s	28.85s

Finish Position and metres gained from 800m



PJ Harness Analyser
Sectional Analysis Software – Not just a formguide!

www.facebook.com/PJHarnessRacing



RISE Digital, Harness Racing Australia nor the provider accepts any responsibility for the completeness or accuracy of any of the information contained herein, and makes no representations about its suitability for any particular purpose. Users should make their own judgements about those matters and/or seek independent advice. You assume all risks associated with use of data provided on this page


Gloucester Park Race 6 Distance 2503m

Friday, 12 January 2024

Gross Time: 3:08.80 MileRate: 2:01.40 LeadTime: 70.80s First Qtr: 30.00s Second Qtr: 30.40s Third Qtr: 28.00s Fourth Qtr: 29.60s

NoHorse	Plc	Mar	800 Posi	400 Posi	Time	3rd Qtr	4th Qtr
4 DEEORSE	1	0.0m	13.2m (0)	8.4m (1)	3:08.80	27.68s	29.00s
6 OTIS	2	0.8m	0.0m (0)	0.0m (0)	3:08.86	28.00s	29.66s
1 NAVY STREET	3	1.1m	4.9m (0)	4.2m (0)	3:08.89	27.96s	29.39s
8 FEELING ACES	4	5.2m	12.9m (1)	14.2m (2)	3:09.20	28.11s	28.99s
9 AMERICAN BULLITT	5	6.4m	17.8m (0)	14.0m (0)	3:09.30	27.76s	29.10s
10 CHAL PATCH	6	6.6m	0.9m (1)	3.7m (1)	3:09.31	28.20s	29.85s
3 BURGHELY SHARD	7	6.8m	8.9m (0)	8.1m (0)	3:09.33	27.96s	29.55s
7 YANKEE LINCOLN	8	36.1m	8.9m (1)	10.4m (2)	3:11.60	28.12s	31.66s
2 HESACHARMER	9	74.4m	4.9m (1)	17.6m (1)	3:14.57	28.92s	34.11s

Finish Position and metres gained from 800m



PJ Harness Analyser

Sectional Analysis Software – Not just a formguide!

www.facebook.com/PJHarnessRacing



RISE Digital, Harness Racing Australia nor the provider accepts any responsibility for the completeness or accuracy of any of the information contained herein, and makes no representations about its suitability for any particular purpose. Users should make their own judgements about those matters and/or seek independent advice. You assume all risks associated with use of data provided on this page

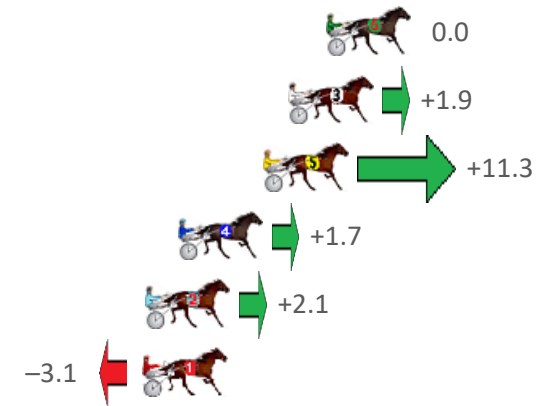
Gloucester Park Race 7 Distance 2130m

Friday, 12 January 2024

Gross Time: 2:34.50 MileRate: 1:56.70 LeadTime: 35.80s First Qtr: 31.60s Second Qtr: 29.70s Third Qtr: 28.50s Fourth Qtr: 28.90s

NoHorse	Plc	Mar	800 Posi	400 Posi	Time	3rd Qtr	4th Qtr
6 JASPERVELLABEACH	1	0.0m	0.0m (0)	0.0m (0)	2:34.50	28.50s	28.90s
3 WATCHING OUR COI	2	1.5m	3.4m (1)	3.1m (1)	2:34.61	28.48s	28.79s
5 ACUTO	3	2.5m	13.8m (0)	12.7m (1)	2:34.69	28.42s	28.19s
4 MIDDLEPAGE	4	5.9m	7.6m (1)	8.4m (1)	2:34.95	28.56s	28.75s
2 FIREROCKFIREROLL	5	7.2m	9.3m (0)	10.7m (0)	2:35.05	28.60s	28.69s
1 THOMSON BAY	6	7.3m	4.2m (0)	4.5m (0)	2:35.05	28.52s	29.13s

Finish Position and metres gained from 800m







Harness Analyser

Sectional Analysis Software – Not just a formguide!

www.facebook.com/PJHarnessRacing



RISE Digital, Harness Racing Australia nor the provider accepts any responsibility for the completeness or accuracy of any of the information contained herein, and makes no representations about its suitability for any particular purpose. Users should make their own judgements about those matters and/or seek independent advice. You assume all risks associated with use of data provided on this page