

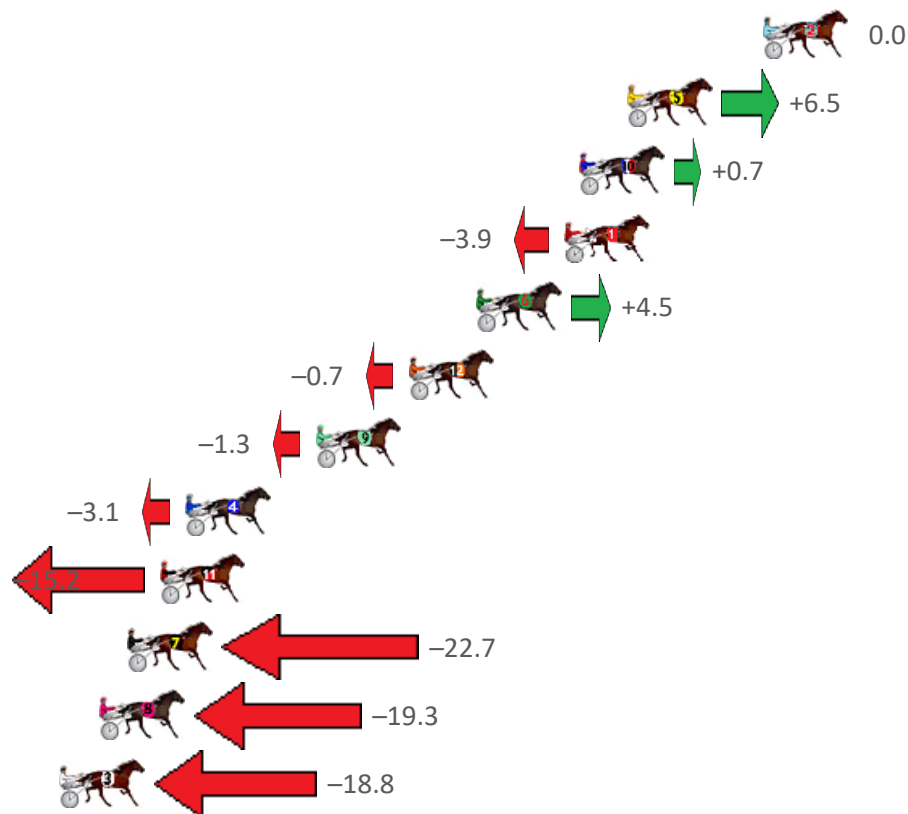
Gloucester Park Race 1 Distance 1730m

Friday, 19 January 2024

Gross Time: 2:02.80 MileRate: 1:54.20 LeadTime: 7.40s First Qtr: 28.50s Second Qtr: 30.50s Third Qtr: 28.30s Fourth Qtr: 28.10s

NoHorse	Plc	Mar	800 Posi	400 Posi	Time	3rd Qtr	4th Qtr
2 SHOWPONY	1	0.0m	0.0m (0)	0.0m (0)	2:02.80	28.30s	28.10s
5 ILLAWONG MUSTAN	2	5.4m	11.9m (0)	12.0m (0)	2:03.20	28.30s	27.66s
10 PER ARDUA AD ASTR	3	7.3m	8.0m (0)	8.3m (0)	2:03.34	28.32s	28.06s
1 BEE JAYS BOY	4	7.9m	4.0m (0)	4.3m (0)	2:03.38	28.32s	28.38s
6 BURGHLEY SHARD	5	11.4m	15.9m (0)	15.7m (0)	2:03.64	28.28s	27.84s
12 FLYING RUMOUR	6	14.1m	13.4m (2)	9.8m (2)	2:03.84	28.04s	28.46s
9 SUGAR APPLE	7	17.8m	16.5m (1)	13.5m (2)	2:04.11	28.08s	28.47s
4 JOEY JAMES	8	23.0m	19.9m (0)	21.4m (0)	2:04.50	28.40s	28.30s
11 FRANCO WESTERN	9	24.0m	8.8m (2)	5.5m (2)	2:04.57	28.06s	29.49s
7 NAVY STREET	10	25.3m	2.6m (1)	4.3m (1)	2:04.67	28.42s	29.67s
8 ULTIMATE ROCKER	11	26.4m	7.1m (1)	8.3m (1)	2:04.75	28.38s	29.47s
3 TUBBS FARQUHAR	12	29.9m	11.1m (1)	12.0m (1)	2:05.01	28.36s	29.47s

Finish Position and metres gained from 800m



PJ Harness Analyser

Sectional Analysis Software - Not just a formguide!

www.facebook.com/PJHarnessRacing



RISE Digital, Harness Racing Australia nor the provider accepts any responsibility for the completeness or accuracy of any of the information contained herein, and makes no representations about its suitability for any particular purpose. Users should make their own judgements about those matters and/or seek independent advice. You assume all risks associated with use of data provided on this page

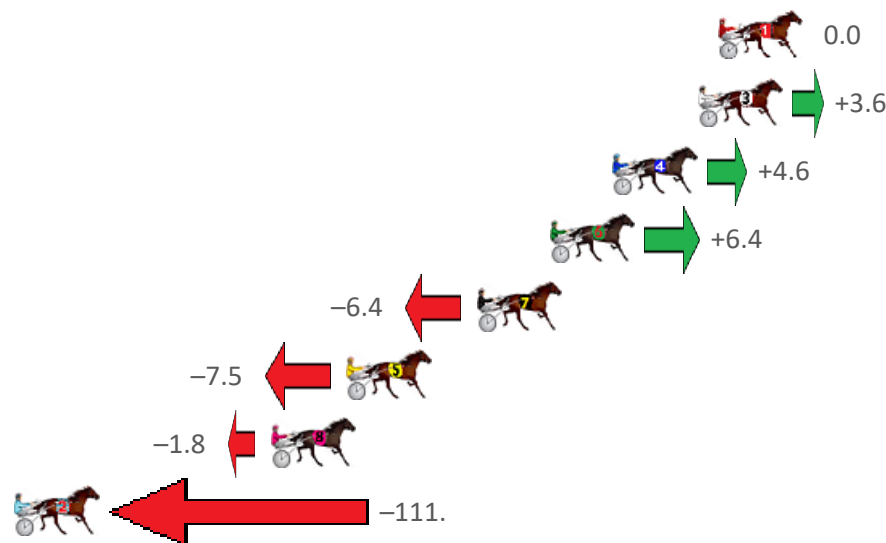
Gloucester Park Race 2 Distance 1730m

Friday, 19 January 2024

Gross Time: 2:01.60 MileRate: 1:53.10 LeadTime: 7.70s First Qtr: 29.10s Second Qtr: 29.00s Third Qtr: 27.60s Fourth Qtr: 28.20s

NoHorse	Plc	Mar	800 Posi	400 Posi	Time	3rd Qtr	4th Qtr
1 THOMSON BAY	1	0.0m	0.0m (0)	0.0m (0)	2:01.60	27.60s	28.20s
3 ELDAYTONA	2	0.8m	4.4m (0)	4.6m (0)	2:01.66	27.62s	27.94s
4 FIREROCKFIREROLL	3	4.2m	8.8m (0)	8.7m (0)	2:01.91	27.60s	27.91s
6 RASCAL	4	6.7m	13.1m (0)	13.0m (0)	2:02.10	27.60s	27.80s
7 WATCHING OUR COI	5	9.6m	3.2m (1)	4.4m (1)	2:02.31	27.68s	28.61s
5 WITHOUTTHETUH	6	14.8m	7.3m (1)	8.7m (1)	2:02.70	27.70s	28.69s
8 VALBONNE	7	17.8m	16.0m (1)	12.7m (1)	2:02.92	27.38s	28.64s
2 MR FANTASTIC	8	451.5m	340.0m (0)	390.0m (0)	2:35.06	31.02s	32.51s

Finish Position and metres gained from 800m



PJ Harness Analyser

Sectional Analysis Software - Not just a formguide!

www.facebook.com/PJHarnessRacing



RISE Digital, Harness Racing Australia nor the provider accepts any responsibility for the completeness or accuracy of any of the information contained herein, and makes no representations about its suitability for any particular purpose. Users should make their own judgements about those matters and/or seek independent advice. You assume all risks associated with use of data provided on this page

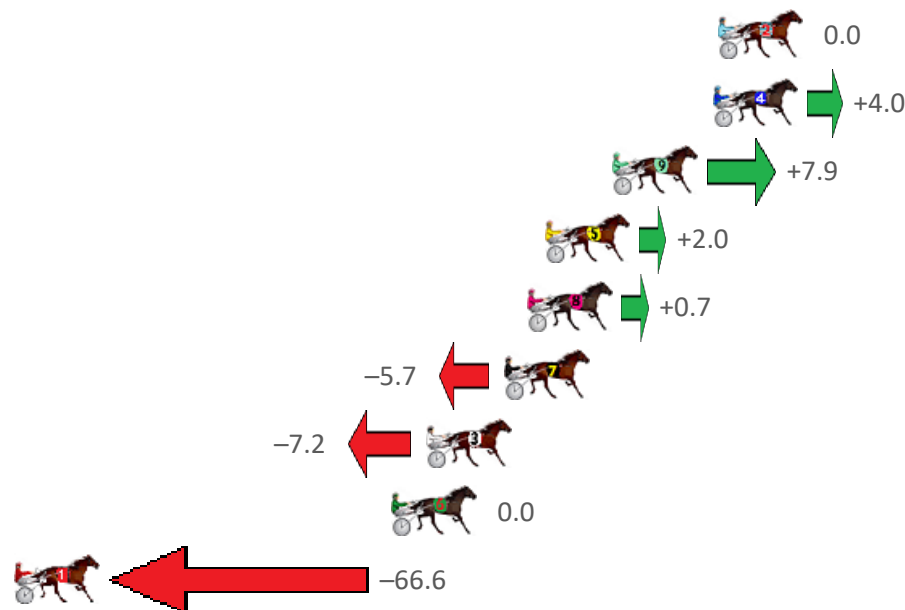
Gloucester Park Race 3 Distance 1730m

Friday, 19 January 2024

Gross Time: 2:02.20 MileRate: 1:53.70 LeadTime: 7.20s First Qtr: 27.30s Second Qtr: 29.00s Third Qtr: 29.00s Fourth Qtr: 29.70s

NoHorse	Plc	Mar	800 Posi	400 Posi	Time	3rd Qtr	4th Qtr
2 RUMOUR HAS IT	1	0.0m	0.0m (1)	0.0m (0)	2:02.20	29.00s	29.70s
4 SOHO DOW JONES	2	0.2m	4.2m (1)	4.1m (1)	2:02.22	29.00s	29.41s
9 TIGER ROYAL	3	4.2m	12.1m (1)	13.4m (2)	2:02.53	29.10s	29.05s
5 ARDENS HORIZON	4	6.9m	8.9m (0)	12.4m (1)	2:02.74	29.26s	29.34s
8 ALCOPONY	5	7.6m	8.3m (1)	9.1m (2)	2:02.79	29.06s	29.63s
7 JAWSOFLINCOLN	6	8.5m	2.8m (2)	4.7m (2)	2:02.86	29.14s	30.02s
3 RAVEN BANNER	7	11.6m	4.4m (0)	8.5m (1)	2:03.10	29.30s	29.98s
6 COOPER	8	13.0m	13.0m (0)	16.7m (0)	2:03.21	29.28s	29.49s
1 STAMFORD	9	66.6m	0.0m (0)	4.7m (0)	2:07.38	29.34s	34.54s

Finish Position and metres gained from 800m



PJ Harness Analyser

Sectional Analysis Software – Not just a formguide!

www.facebook.com/PJHarnessRacing



RISE Digital, Harness Racing Australia nor the provider accepts any responsibility for the completeness or accuracy of any of the information contained herein, and makes no representations about its suitability for any particular purpose. Users should make their own judgements about those matters and/or seek independent advice. You assume all risks associated with use of data provided on this page

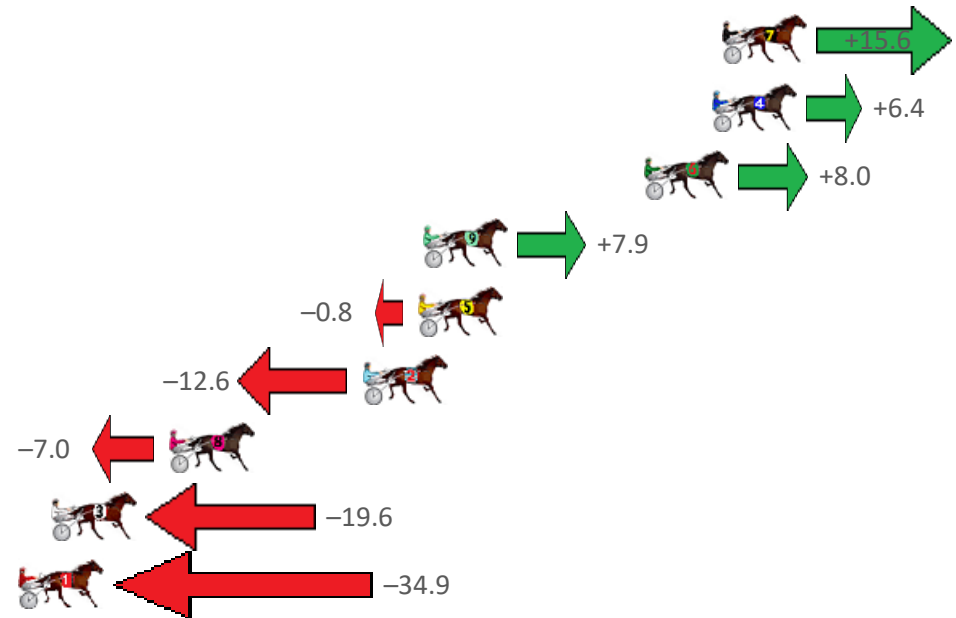
Gloucester Park Race 4 Distance 1730m

Friday, 19 January 2024

Gross Time: 2:02.00 MileRate: 1:53.50 LeadTime: 7.80s First Qtr: 27.70s Second Qtr: 28.40s Third Qtr: 29.10s Fourth Qtr: 29.00s

NoHorse	Plc	Mar	800 Posi	400 Posi	Time	3rd Qtr	4th Qtr
7 CHAL PATCH	1	0.0m	15.6m (0)	11.1m (1)	2:02.00	28.80s	28.20s
4 ALL IS WELL	2	0.4m	6.8m (0)	1.7m (2)	2:02.03	28.74s	28.91s
6 SOLESSEO MATUCA	3	3.1m	11.1m (1)	5.6m (2)	2:02.24	28.72s	28.83s
9 STATE OF HEAVEN	4	11.9m	19.8m (0)	15.8m (1)	2:02.91	28.84s	28.77s
5 ACUTO	5	12.1m	11.3m (0)	5.8m (1)	2:02.92	28.72s	29.50s
2 GOODFELLAZ	6	14.3m	1.7m (1)	0.0m (1)	2:03.09	28.98s	30.09s
8 RUBINS PLIGHT	7	22.0m	15.0m (1)	10.8m (2)	2:03.67	28.82s	29.89s
3 CROWD CONTROL	8	26.7m	7.1m (1)	5.3m (3)	2:04.03	28.98s	30.65s
1 LAMANDIER	9	34.9m	0.0m (0)	4.1m (0)	2:04.66	29.40s	31.36s

Finish Position and metres gained from 800m







Harness Analyser

Sectional Analysis Software – Not just a formguide!

www.facebook.com/PJHarnessRacing



RISE Digital, Harness Racing Australia nor the provider accepts any responsibility for the completeness or accuracy of any of the information contained herein, and makes no representations about its suitability for any particular purpose. Users should make their own judgements about those matters and/or seek independent advice. You assume all risks associated with use of data provided on this page

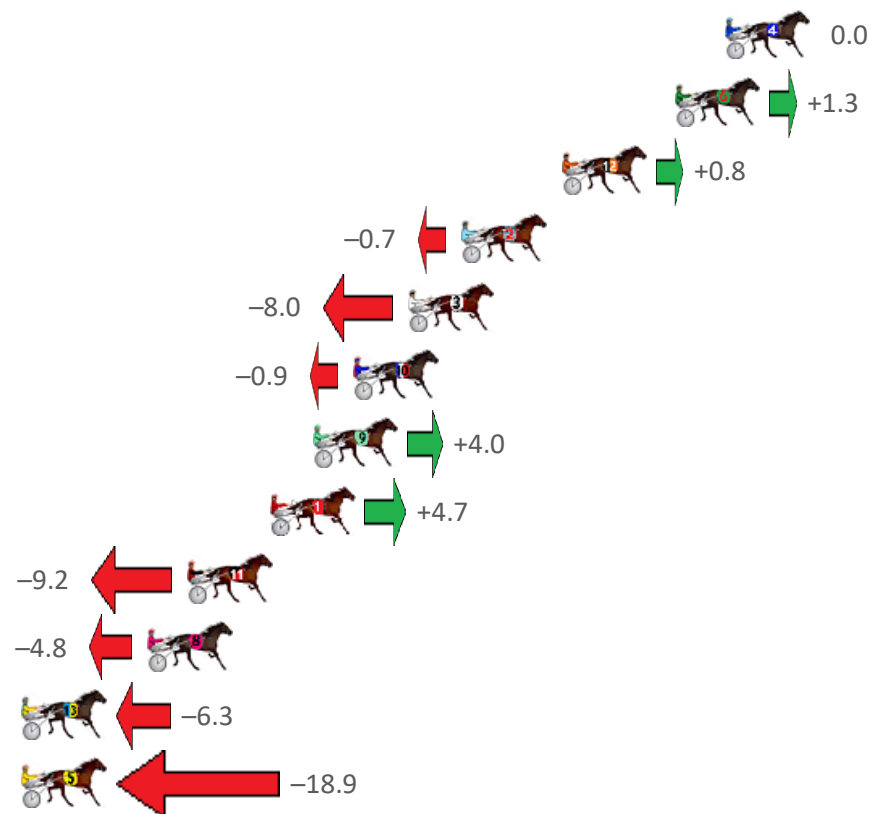
Gloucester Park Race 5 Distance 1730m

Friday, 19 January 2024

Gross Time: 2:07.90 MileRate: 1:58.90 LeadTime: 7.90s First Qtr: 30.30s Second Qtr: 31.00s Third Qtr: 29.60s Fourth Qtr: 29.10s

NoHorse	Plc	Mar	800 Posi	400 Posi	Time	3rd Qtr	4th Qtr
4 OUR MAESTOSO	1	0.0m	0.0m (0)	0.0m (0)	2:07.90	29.60s	29.10s
6 EVAS IMAGE	2	2.0m	3.3m (1)	3.9m (1)	2:08.05	29.64s	28.97s
12 TRICKY RIC	3	6.5m	7.3m (1)	7.5m (2)	2:08.40	29.60s	29.05s
2 LUVAF LAIR	4	10.5m	9.8m (0)	11.3m (2)	2:08.70	29.70s	29.08s
3 SKY EAGLE	5	12.6m	4.6m (0)	5.2m (0)	2:08.86	29.64s	29.68s
10 ELEGANT PEAK	6	14.8m	13.9m (0)	13.2m (0)	2:09.03	29.54s	29.27s
9 POSSEIDON	7	16.4m	20.4m (1)	24.5m (2)	2:09.15	29.88s	28.57s
1 PATCHED	8	18.1m	22.8m (0)	22.8m (1)	2:09.28	29.58s	28.82s
11 HOLD THAT GOLD	9	21.4m	12.2m (1)	13.2m (3)	2:09.53	29.67s	29.77s
8 ABUNDANCE	10	23.0m	18.2m (0)	19.7m (0)	2:09.66	29.70s	29.42s
13 KYVALLEY CLICHY	11	33.5m	27.2m (0)	30.2m (0)	2:10.46	29.80s	29.46s
5 MAJESTIC COURTNE	12	34.9m	16.0m (1)	20.6m (2)	2:10.56	29.92s	30.26s

Finish Position and metres gained from 800m



PJ Harness Analyser

Sectional Analysis Software – Not just a formguide!

www.facebook.com/PJHarnessRacing



RISE Digital, Harness Racing Australia nor the provider accepts any responsibility for the completeness or accuracy of any of the information contained herein, and makes no representations about its suitability for any particular purpose. Users should make their own judgements about those matters and/or seek independent advice. You assume all risks associated with use of data provided on this page

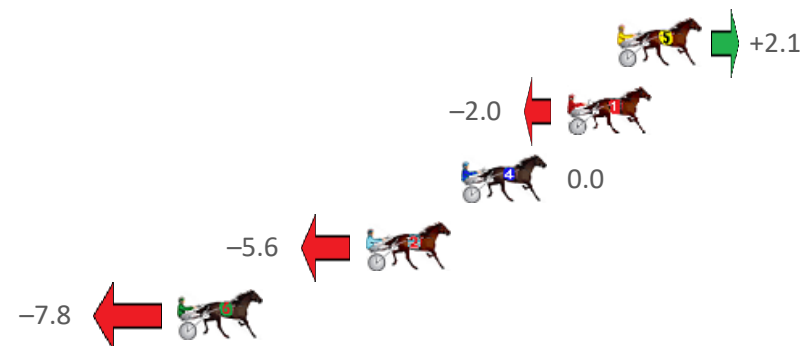
Gloucester Park Race 6 Distance 2130m

Friday, 19 January 2024

Gross Time: 2:33.20 MileRate: 1:55.70 LeadTime: 38.10s First Qtr: 30.30s Second Qtr: 29.20s Third Qtr: 27.50s Fourth Qtr: 28.10s

NoHorse	Plc	Mar	800 Posi	400 Posi	Time	3rd Qtr	4th Qtr
5 IDEAL AGENT	1	0.0m	2.1m (1)	4.1m (1)	2:33.20	27.64s	27.82s
1 TALKS UP A STORM	2	2.0m	0.0m (0)	0.0m (0)	2:33.35	27.50s	28.25s
4 CLASSIC CHOICE	3	6.2m	6.2m (1)	7.9m (1)	2:33.66	27.62s	28.02s
2 JASPERVELLABEACH	4	10.0m	4.4m (0)	5.8m (0)	2:33.94	27.60s	28.44s
6 CORDERO	5	17.5m	9.7m (0)	15.3m (0)	2:34.49	27.90s	28.33s

Finish Position and metres gained from 800m







Harness Analyser

Sectional Analysis Software – Not just a formguide!

www.facebook.com/PJHarnessRacing



RISE Digital, Harness Racing Australia nor the provider accepts any responsibility for the completeness or accuracy of any of the information contained herein, and makes no representations about its suitability for any particular purpose. Users should make their own judgements about those matters and/or seek independent advice. You assume all risks associated with use of data provided on this page

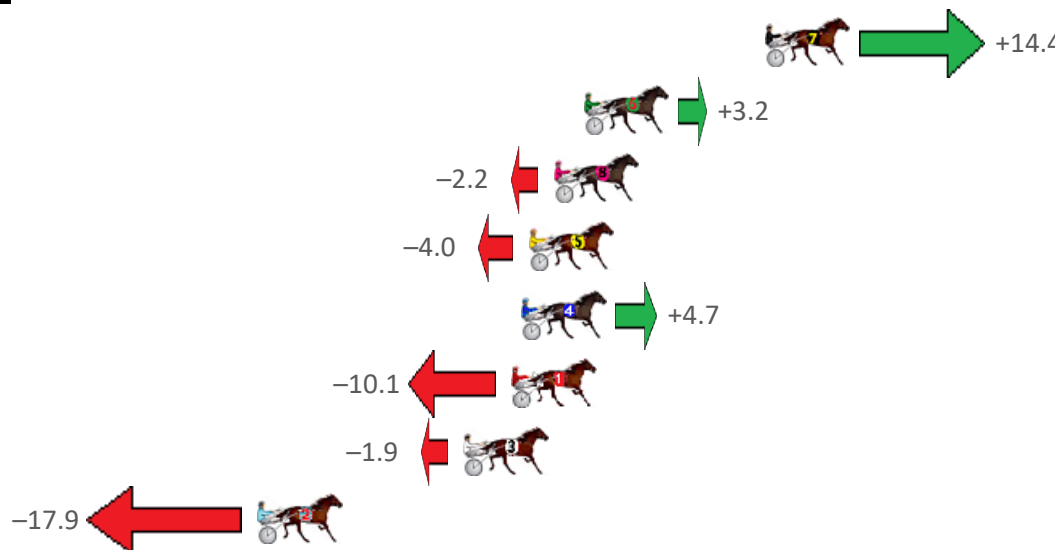
Gloucester Park Race 7 Distance 2130m

Friday, 19 January 2024

Gross Time: 2:35.20 MileRate: 1:57.20 LeadTime: 37.70s First Qtr: 29.70s Second Qtr: 29.70s Third Qtr: 28.60s Fourth Qtr: 29.50s

NoHorse	Plc	Mar	800 Posi	400 Posi	Time	3rd Qtr	4th Qtr
7 MIGHTHAVTIME	1	0.0m	14.4m (1)	15.0m (1)	2:35.20	28.66s	28.42s
6 MACHS LEGACY	2	7.2m	10.4m (1)	10.8m (1)	2:35.76	28.64s	29.27s
8 ALTA QUEEN	3	8.4m	6.2m (1)	6.7m (1)	2:35.85	28.64s	29.67s
5 FLEUR DU MAQUIS	4	9.4m	5.4m (0)	5.5m (0)	2:35.93	28.62s	29.83s
4 FLY TO FAME	5	9.7m	14.4m (0)	14.4m (0)	2:35.95	28.62s	29.21s
1 ROCKNROLL SASS	6	10.1m	0.0m (0)	0.0m (0)	2:35.98	28.60s	30.28s
3 PATRIKIAR	7	12.0m	10.1m (0)	10.5m (0)	2:36.13	28.64s	29.67s
2 ZEPHYRA	8	20.2m	2.3m (1)	2.0m (1)	2:36.76	28.58s	30.92s

Finish Position and metres gained from 800m



PJ Harness Analyser

Sectional Analysis Software – Not just a formguide!

www.facebook.com/PJHarnessRacing



RISE Digital, Harness Racing Australia nor the provider accepts any responsibility for the completeness or accuracy of any of the information contained herein, and makes no representations about its suitability for any particular purpose. Users should make their own judgements about those matters and/or seek independent advice. You assume all risks associated with use of data provided on this page

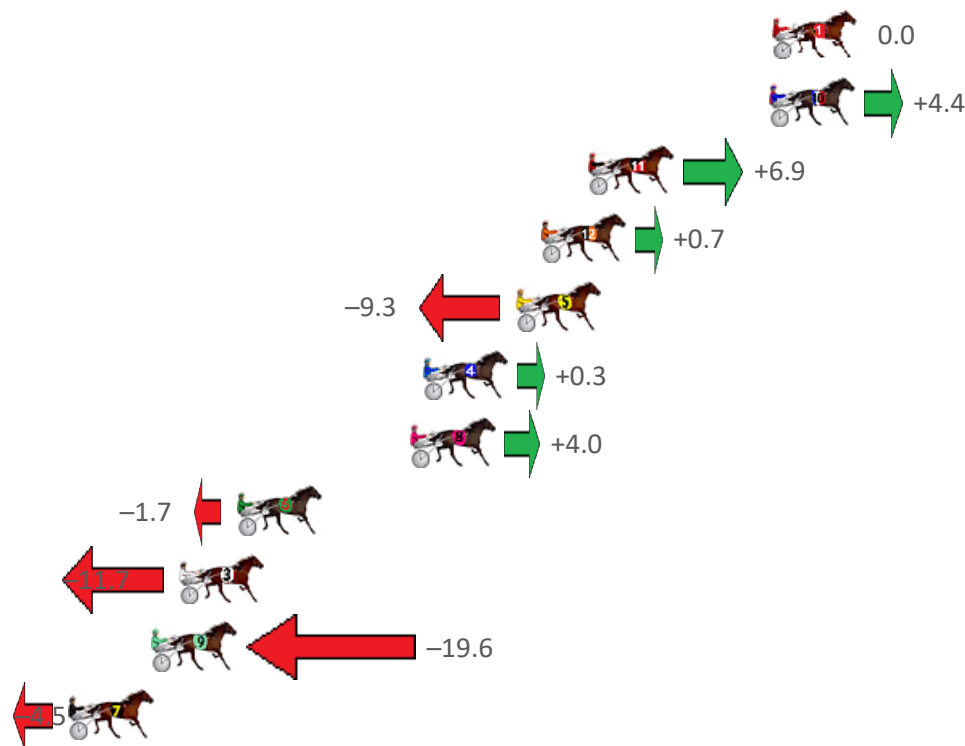
Gloucester Park Race 8 Distance 1730m

Friday, 19 January 2024

Gross Time: 2:03.80 MileRate: 1:55.20 LeadTime: 8.00s First Qtr: 29.20s Second Qtr: 28.90s Third Qtr: 28.40s Fourth Qtr: 29.30s

NoHorse	Plc	Mar	800 Posi	400 Posi	Time	3rd Qtr	4th Qtr
1 POST GAME	1	0.0m	0.0m (0)	0.0m (0)	2:03.80	28.40s	29.30s
10 CUT N RUN	2	0.1m	4.5m (0)	4.5m (0)	2:03.81	28.40s	28.99s
11 ROCKNROLL ELLIOT	3	7.3m	14.2m (2)	3.1m (2)	2:04.36	27.62s	29.64s
12 HENWOOD BAY	4	9.2m	9.9m (0)	10.0m (0)	2:04.51	28.42s	29.29s
5 THE KRAKEN	5	10.2m	0.9m (1)	3.4m (1)	2:04.58	28.58s	29.84s
4 PATH OF GOLD	6	13.9m	14.2m (0)	14.2m (0)	2:04.87	28.42s	29.35s
8 TROOPINGOFTHECO	7	14.4m	18.4m (0)	17.9m (0)	2:04.91	28.38s	29.13s
6 RICHIE REACTOR	8	21.3m	19.6m (1)	17.0m (1)	2:05.44	28.24s	29.71s
3 STEREOGRAPHIC	9	23.6m	11.9m (1)	12.9m (1)	2:05.61	28.48s	30.19s
9 SHOOT THROUGH	10	24.7m	5.1m (1)	8.4m (1)	2:05.70	28.64s	30.60s
7 STAR OF WILLOUGH	11	28.0m	23.5m (1)	13.7m (2)	2:05.95	27.72s	30.47s

Finish Position and metres gained from 800m



PJ Harness Analyser
Sectional Analysis Software - Not just a formguide!

www.facebook.com/PJHarnessRacing



RISE Digital, Harness Racing Australia nor the provider accepts any responsibility for the completeness or accuracy of any of the information contained herein, and makes no representations about its suitability for any particular purpose. Users should make their own judgements about those matters and/or seek independent advice. You assume all risks associated with use of data provided on this page

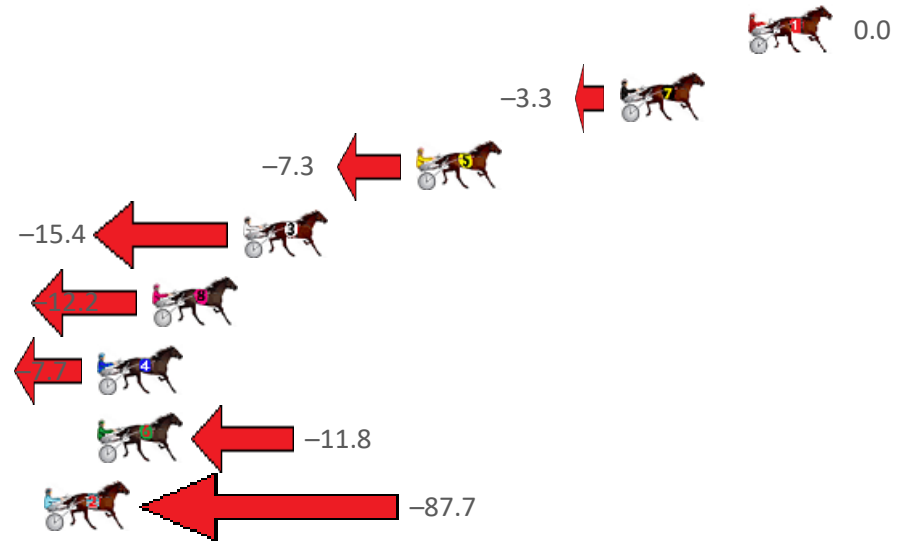
Gloucester Park Race 9 Distance 2130m

Friday, 19 January 2024

Gross Time: 2:33.60 MileRate: 1:56.10 LeadTime: 37.90s First Qtr: 31.10s Second Qtr: 29.10s Third Qtr: 27.40s Fourth Qtr: 28.10s

NoHorse	Plc	Mar	800 Posi	400 Posi	Time	3rd Qtr	4th Qtr
1 NULLARBOR NAVAJO	1	0.0m	0.0m (0)	0.0m (0)	2:33.60	27.40s	28.10s
7 IMA FIVESTAR GENE	2	5.1m	1.8m (1)	2.1m (1)	2:33.98	27.42s	28.33s
5 MACHLANI	3	13.2m	5.9m (1)	7.3m (1)	2:34.57	27.50s	28.57s
3 ADDA SPOILT MAJOR	4	20.1m	4.7m (0)	6.1m (0)	2:35.08	27.50s	29.16s
8 IFEEL SIKDARL	5	23.7m	11.5m (1)	12.5m (0)	2:35.35	27.48s	28.99s
4 OCTOBER REIGN	6	25.9m	18.2m (0)	14.9m (2)	2:35.51	27.18s	28.99s
6 DEEORSE	7	25.9m	14.1m (0)	17.4m (0)	2:35.51	27.64s	28.81s
2 RUPERT OF LINCOLN	8	97.4m	9.7m (0)	20.0m (1)	2:40.79	28.12s	33.91s

Finish Position and metres gained from 800m



PJ Harness Analyser
Sectional Analysis Software – Not just a formguide!

www.facebook.com/PJHarnessRacing



RISE Digital, Harness Racing Australia nor the provider accepts any responsibility for the completeness or accuracy of any of the information contained herein, and makes no representations about its suitability for any particular purpose. Users should make their own judgements about those matters and/or seek independent advice. You assume all risks associated with use of data provided on this page

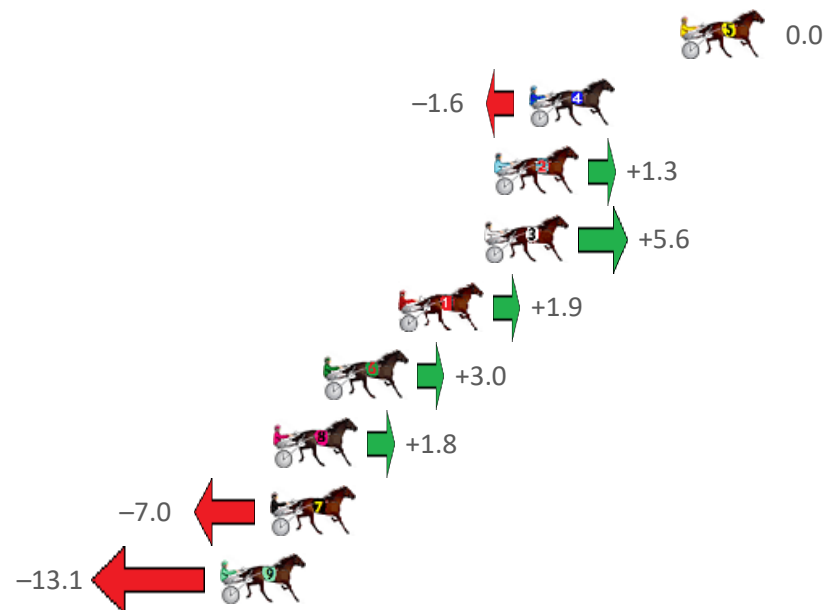
Gloucester Park Race 10 Distance 2130m

Friday, 19 January 2024

Gross Time: 2:36.90 MileRate: 1:58.60 LeadTime: 36.90s First Qtr: 31.30s Second Qtr: 30.50s Third Qtr: 29.50s Fourth Qtr: 28.70s

NoHorse	Plc	Mar	800 Posi	400 Posi	Time	3rd Qtr	4th Qtr
5 MIDDLEPAGE	1	0.0m	0.0m (0)	0.0m (0)	2:36.90	29.50s	28.70s
4 NAME IN LIGHTS	2	6.0m	4.4m (0)	3.9m (0)	2:37.35	29.46s	28.87s
2 AMERICAN BULLITT	3	7.4m	8.7m (0)	8.6m (0)	2:37.46	29.48s	28.64s
3 THE WATCH MAKER	4	7.8m	13.4m (1)	8.4m (2)	2:37.49	29.12s	28.68s
1 RODGER JAMES	5	11.2m	13.1m (0)	13.0m (0)	2:37.74	29.48s	28.60s
6 FRANKIE J HOLDEN	6	14.2m	17.2m (0)	16.9m (0)	2:37.97	29.46s	28.55s
8 STRIKE MASTER	7	16.2m	18.0m (1)	14.7m (1)	2:38.12	29.24s	28.86s
7 OUR STAR WATCH	8	16.3m	9.3m (1)	10.0m (1)	2:38.13	29.54s	29.21s
9 BALTIC ACE	9	18.3m	5.2m (1)	5.8m (1)	2:38.28	29.54s	29.66s

Finish Position and metres gained from 800m



PJ Harness Analyser

Sectional Analysis Software – Not just a formguide!

www.facebook.com/PJHarnessRacing



RISE Digital, Harness Racing Australia nor the provider accepts any responsibility for the completeness or accuracy of any of the information contained herein, and makes no representations about its suitability for any particular purpose. Users should make their own judgements about those matters and/or seek independent advice. You assume all risks associated with use of data provided on this page