

# Gloucester Park Race 1 Distance 2130m

Tuesday, 23 January 2024

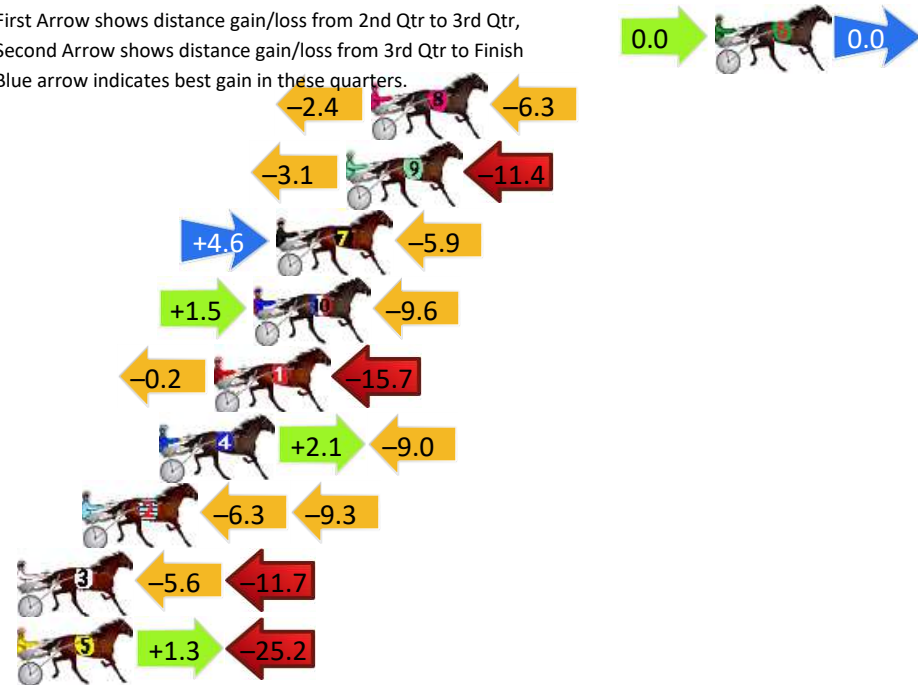
Gross Time: 2:34.80 MileRate: 1:57.00 LeadTime: 37.80s First Qtr: 29.90s Second Qtr: 28.90s Third Qtr: 28.70s Fourth Qtr: 29.50s

DATA TABLE: 800 / 400 Posi's are position from leader and (how wide the horse was at that position)

NoHorse	Plc	Mar	800 Posi	400 Posi	Time	3rd Qtr	4th Qt
6 THE WILDCARD	1	0.0m	0.0m (0)	0.0m (0)	2:34.80	28.70s	29.50s
8 LOUIE LEBEAU	2	13.8m	5.1m (1)	7.5m (1)	2:35.87	28.88s	30.03s
9 BEACH CAPTAIN	3	14.8m	0.3m (1)	3.4m (1)	2:35.94	28.92s	30.40s
7 COLORADO BANNER	4	17.6m	16.3m (2)	11.7m (2)	2:36.16	28.38s	30.02s
10 SONIC CHIP	5	18.5m	10.4m (0)	8.9m (0)	2:36.23	28.60s	30.29s
1 LUKE ATTACK	6	20.1m	4.2m (0)	4.4m (0)	2:36.35	28.72s	30.73s
4 DWAYNE	7	22.3m	15.4m (0)	13.3m (0)	2:36.52	28.56s	30.26s
2 SUNNIE BEACH	8	25.4m	9.8m (1)	16.1m (1)	2:36.76	29.16s	30.30s
3 SUNPATRA	9	31.6m	14.3m (1)	19.9m (0)	2:37.24	29.12s	30.50s
5 MILITARY STAR	10	44.1m	20.2m (1)	18.9m (2)	2:38.21	28.62s	31.55s

## Finish Position and metres gained

First Arrow shows distance gain/loss from 2nd Qtr to 3rd Qtr,  
Second Arrow shows distance gain/loss from 3rd Qtr to Finish  
Blue arrow indicates best gain in these quarters.



Visual positions in race at 2nd Quarter



Visual positions in race at 3rd Quarter



Powered by



Harness Analyser

Sectional Analysis Software

Not just form | Free Trial

[www.facebook.com/PJHarnessRacing](http://www.facebook.com/PJHarnessRacing)



RISE Digital, Harness Racing Australia nor the provider accepts any responsibility for the completeness or accuracy of any of the information contained herein, and makes no representations about its suitability for any particular purpose. Users should make their own judgements about those matters and/or seek independent advice. You assume all risks associated with use of data provided on this page

# Gloucester Park Race 2 Distance 2130m

Tuesday, 23 January 2024


Gross Time: 2:38.60 MileRate: 1:59.80 LeadTime: 37.50s First Qtr: 31.80s Second Qtr: 31.40s Third Qtr: 28.60s Fourth Qtr: 29.30s

DATA TABLE: 800 / 400 Posi's are position from leader and (how wide the horse was at that position)

NoHorse	Plc	Mar	800 Posi	400 Posi	Time	3rd Qtr	4th Qt
6 JOE WITH THE FLOW	1	0.0m	0.6m (1)	2.0m (1)	2:38.60	28.70s	29.16s
1 KOHLI	2	1.1m	0.0m (0)	0.0m (0)	2:38.68	28.60s	29.38s
5 TRIROYALE BRIGADE	3	3.7m	5.1m (1)	6.4m (1)	2:38.88	28.70s	29.12s
2 BROOKIES JET	4	4.0m	3.9m (0)	5.3m (0)	2:38.91	28.70s	29.23s
8 ALL AUSSIE MACH	5	4.8m	2.0m (2)	2.8m (2)	2:38.97	28.66s	29.46s
4 THE LIGHTNING STRIKE	6	4.8m	13.5m (1)	14.8m (1)	2:38.97	28.70s	28.61s
10 HERE COMES SHARKIE	7	6.8m	8.4m (0)	10.3m (0)	2:39.12	28.74s	29.08s
11 SAGATIOUS	8	8.9m	9.3m (1)	10.6m (1)	2:39.28	28.70s	29.22s
7 IMPRESSIVE SIGNS	9	9.1m	16.9m (0)	18.4m (0)	2:39.30	28.72s	28.68s
3 SEEKNYOUSHALLFIN D	10	11.7m	12.9m (0)	14.5m (0)	2:39.50	28.72s	29.16s
9 ACOLTNAMEDSU	11	14.9m	6.2m (2)	7.0m (2)	2:39.74	28.66s	29.94s

## Finish Position and metres gained

First Arrow shows distance gain/loss from 2nd Qtr to 3rd Qtr,  
Second Arrow shows distance gain/loss from 3rd Qtr to Finish  
Blue arrow indicates best gain in these quarters.



800

Visual positions in race at 2nd Quarter



400

Visual positions in race at 3rd Quarter



Powered by



Harness Analyser

Sectional Analysis Software

Not just form | Free Trial

[www.facebook.com/PJHarnessRacing](http://www.facebook.com/PJHarnessRacing)



RISE Digital, Harness Racing Australia nor the provider accepts any responsibility for the completeness or accuracy of any of the information contained herein, and makes no representations about its suitability for any particular purpose. Users should make their own judgements about those matters and/or seek independent advice. You assume all risks associated with use of data provided on this page

# Gloucester Park Race 3 Distance 2130m

Tuesday, 23 January 2024


Gross Time: 2:35.20 MileRate: 1:57.30 LeadTime: 37.40s First Qtr: 29.90s Second Qtr: 29.10s Third Qtr: 29.00s Fourth Qtr: 29.80s

DATA TABLE: 800 / 400 Posi's are position from leader and (how wide the horse was at that position)

NoHorse	Plc	Mar	800 Posi	400 Posi	Time	3rd Qtr	4th Qt
4 BURGHLEY SHARD	1	0.0m	0.0m (0)	0.0m (0)	2:35.20	29.00s	29.80s
6 ALFREDI	2	0.8m	2.0m (1)	3.9m (1)	2:35.26	29.14s	29.58s
10 THE DARK NIGHT	3	5.2m	12.8m (0)	9.9m (0)	2:35.61	28.80s	29.49s
1 ULTIMATE ROCKER	4	6.3m	4.2m (0)	4.1m (0)	2:35.69	29.00s	29.99s
2 TRITTRITTBANGBAN G	5	6.9m	8.6m (0)	8.2m (1)	2:35.74	28.98s	29.74s
9 MAJOR CORRIDA	6	7.7m	21.1m (0)	15.4m (2)	2:35.80	28.60s	29.28s
7 FIREPLAY	7	8.4m	16.9m (0)	13.7m (0)	2:35.86	28.78s	29.46s
8 SIDSTREPO	8	10.0m	13.9m (1)	12.1m (3)	2:35.98	28.89s	29.69s
12 EUSTON FLYER	9	15.5m	10.0m (1)	14.5m (1)	2:36.41	29.34s	29.95s
11 STELLA MAJOR	10	17.6m	5.8m (1)	10.5m (2)	2:36.57	29.34s	30.41s
5 APOLOGIZE	11	18.0m	18.0m (1)	14.1m (4)	2:36.61	28.73s	30.18s


## Finish Position and metres gained

First Arrow shows distance gain/loss from 2nd Qtr to 3rd Qtr,  
Second Arrow shows distance gain/loss from 3rd Qtr to Finish  
Blue arrow indicates best gain in these quarters.



800

Visual positions in race at 2nd Quarter



400

Visual positions in race at 3rd Quarter



Powered by  
**PJ** Harness Analyser

Sectional Analysis Software  
Not just form | Free Trial



RISE Digital, Harness Racing Australia nor the provider accepts any responsibility for the completeness or accuracy of any of the information contained herein, and makes no representations about its suitability for any particular purpose. Users should make their own judgements about those matters and/or seek independent advice. You assume all risks associated with use of data provided on this page

[www.facebook.com/PJHarnessRacing](https://www.facebook.com/PJHarnessRacing)

# Gloucester Park Race 4 Distance 2130m

Tuesday, 23 January 2024


Gross Time: 2:36.60 MileRate: 1:58.30 LeadTime: 38.60s First Qtr: 30.10s Second Qtr: 29.90s Third Qtr: 29.00s Fourth Qtr: 29.00s

DATA TABLE: 800 / 400 Posi's are position from leader and (how wide the horse was at that position)

NoHorse	Plc	Mar	800 Posi	400 Posi	Time	3rd Qtr	4th Qt
9 MEDIEVAL MAN	1	0.0m	0.8m (1)	0.0m (1)	2:36.60	28.94s	29.00s
2 STREET APPEAL	2	1.1m	4.2m (0)	4.4m (0)	2:36.68	29.02s	28.77s
3 STAR OF WILLOUGHBY	3	2.1m	8.3m (0)	8.6m (0)	2:36.76	29.02s	28.54s
1 DISCO UNDER FIRE	4	5.5m	0.0m (0)	0.8m (0)	2:37.02	29.06s	29.36s
8 TROOPINGOFTHECOLOR	5	5.9m	12.5m (0)	12.2m (0)	2:37.05	28.98s	28.57s
5 DOVE CRY	6	8.7m	9.2m (1)	8.6m (1)	2:37.26	28.96s	29.04s
4 AZTERIAN	7	10.7m	5.0m (1)	4.2m (1)	2:37.41	28.94s	29.51s
7 BLUE BLAZER	8	24.7m	13.3m (1)	12.8m (1)	2:38.48	28.96s	29.96s
6 BELLS FOOL	9	31.9m	16.7m (0)	17.7m (0)	2:39.03	29.08s	30.15s

## Finish Position and metres gained

First Arrow shows distance gain/loss from 2nd Qtr to 3rd Qtr,  
Second Arrow shows distance gain/loss from 3rd Qtr to Finish  
Blue arrow indicates best gain in these quarters.



800

Visual positions in race at 2nd Quarter



400

Visual positions in race at 3rd Quarter



Powered by



Harness Analyser

Sectional Analysis Software

Not just form | Free Trial

[www.facebook.com/PJHarnessRacing](http://www.facebook.com/PJHarnessRacing)



RISE Digital, Harness Racing Australia nor the provider accepts any responsibility for the completeness or accuracy of any of the information contained herein, and makes no representations about its suitability for any particular purpose. Users should make their own judgements about those matters and/or seek independent advice. You assume all risks associated with use of data provided on this page



# Gloucester Park Race 5 Distance 2130m

Tuesday, 23 January 2024

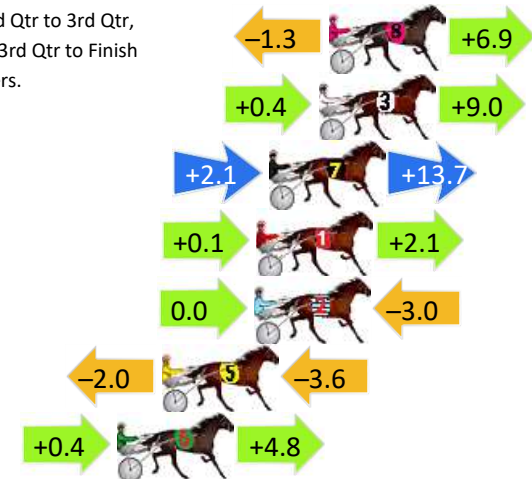
Gross Time: 2:39.90 MileRate: 2:00.80 LeadTime: 37.60s First Qtr: 32.70s Second Qtr: 31.40s Third Qtr: 28.70s Fourth Qtr: 29.50s

DATA TABLE: 800 / 400 Posi's are position from leader and (how wide the horse was at that position)

NoHorse	Plc	Mar	800 Posi	400 Posi	Time	3rd Qtr	4th Qt
8 IM SPIDERMAN	1	0.0m	5.6m (1)	6.9m (1)	2:39.90	28.80s	29.00s
3 THE RIGHTEOUS	2	0.4m	9.8m (0)	9.4m (0)	2:39.93	28.68s	28.85s
7 RICHIE REACTOR	3	2.4m	18.2m (0)	16.1m (1)	2:40.09	28.56s	28.52s
1 LADY JADORE	4	2.9m	5.1m (0)	5.0m (0)	2:40.12	28.70s	29.36s
2 GRAN CHICO	5	3.0m	0.0m (0)	0.0m (0)	2:40.13	28.70s	29.73s
5 BLOCKJORG	6	6.7m	1.1m (1)	3.1m (1)	2:40.42	28.84s	29.80s
6 JILLIBY JAKE	7	8.5m	13.7m (0)	13.3m (0)	2:40.56	28.68s	29.20s

## Finish Position and metres gained

First Arrow shows distance gain/loss from 2nd Qtr to 3rd Qtr,  
Second Arrow shows distance gain/loss from 3rd Qtr to Finish  
Blue arrow indicates best gain in these quarters.



800

Visual positions in race at 2nd Quarter



400

Visual positions in race at 3rd Quarter



Powered by



Harness Analyser

Sectional Analysis Software

Not just form | Free Trial

[www.facebook.com/PJHarnessRacing](https://www.facebook.com/PJHarnessRacing)



RISE Digital, Harness Racing Australia nor the provider accepts any responsibility for the completeness or accuracy of any of the information contained herein, and makes no representations about its suitability for any particular purpose. Users should make their own judgements about those matters and/or seek independent advice. You assume all risks associated with use of data provided on this page

# Gloucester Park Race 6 Distance 2130m

Tuesday, 23 January 2024



Gross Time: 2:36.30 MileRate: 1:58.10 LeadTime: 39.20s First Qtr: 30.40s Second Qtr: 29.50s Third Qtr: 28.60s Fourth Qtr: 28.60s

DATA TABLE: 800 / 400 Posi's are position from leader and (how wide the horse was at that position)

NoHorse	Plc	Mar	800 Posi	400 Posi	Time	3rd Qtr	4th Qt
1 HEEZ GOOD AS GOLD	1	0.0m	0.0m (0)	0.0m (0)	2:36.30	28.60s	28.60s
2 MARBEECHSAM	2	3.2m	9.3m (1)	9.9m (2)	2:36.54	28.64s	28.14s
4 IMPERIUM	3	9.9m	4.8m (1)	6.0m (2)	2:37.04	28.68s	28.92s
10 SCUTTLEBUTT	4	14.8m	4.5m (0)	3.9m (0)	2:37.41	28.56s	29.43s
7 DUNAMIS	5	15.7m	0.3m (1)	2.9m (1)	2:37.48	28.78s	29.58s
8 REDDY TO FLY	6	17.1m	13.5m (0)	13.5m (0)	2:37.58	28.60s	28.92s
3 SKIPPIN CLASS	7	20.2m	9.4m (0)	8.7m (0)	2:37.82	28.55s	29.50s
9 JAMIE KIM	8	22.4m	18.3m (0)	18.3m (0)	2:37.98	28.60s	28.98s
5 IMA AUSSIE ARTIST	9	26.2m	13.5m (1)	14.4m (1)	2:38.27	28.66s	29.55s
6 IM DRINKINDOUBLES	10	26.8m	17.5m (1)	19.4m (1)	2:38.31	28.74s	29.23s

## Finish Position and metres gained

First Arrow shows distance gain/loss from 2nd Qtr to 3rd Qtr,  
Second Arrow shows distance gain/loss from 3rd Qtr to Finish  
Blue arrow indicates best gain in these quarters.



Visual positions in race at 2nd Quarter



Visual positions in race at 3rd Quarter



Powered by



Harness Analyser

Sectional Analysis Software

Not just form | Free Trial

[www.facebook.com/PJHarnessRacing](http://www.facebook.com/PJHarnessRacing)



RISE Digital, Harness Racing Australia nor the provider accepts any responsibility for the completeness or accuracy of any of the information contained herein, and makes no representations about its suitability for any particular purpose. Users should make their own judgements about those matters and/or seek independent advice. You assume all risks associated with use of data provided on this page

# Gloucester Park Race 7 Distance 2130m

Tuesday, 23 January 2024


Gross Time: 2:37.40 MileRate: 1:58.90 LeadTime: 38.10s First Qtr: 30.80s Second Qtr: 30.70s Third Qtr: 29.10s Fourth Qtr: 28.70s

DATA TABLE: 800 / 400 Posi's are position from leader and (how wide the horse was at that position)

NoHorse	Plc	Mar	800 Posi	400 Posi	Time	3rd Qtr	4th Qt
7 MACHS LEGACY	1	0.0m	0.3m (1)	0.3m (1)	2:37.40	29.10s	28.68s
6 PONZI BEACH	2	2.3m	4.2m (0)	4.7m (0)	2:37.57	29.14s	28.53s
2 GODDESS OF REASON	3	3.6m	0.0m (0)	0.0m (0)	2:37.67	29.10s	28.97s
10 MAKE YOUR MARK	4	18.3m	12.7m (0)	13.2m (0)	2:38.78	29.13s	29.13s
1 FIREBALL FRIDAY	5	18.8m	8.3m (0)	8.9m (0)	2:38.82	29.14s	29.48s
3 ROCKIN THE TREND	6	21.1m	13.0m (1)	14.0m (3)	2:38.99	29.17s	29.28s
8 MADDY ROCKS	7	22.4m	16.9m (0)	17.0m (0)	2:39.09	29.10s	29.17s
4 LIL DELIGHT	8	22.6m	8.6m (1)	11.8m (2)	2:39.10	29.32s	29.56s
5 JADES FORTUNE	9	27.9m	21.3m (0)	22.0m (0)	2:39.50	29.14s	29.22s
9 SHEHADI	10	62.1m	4.3m (1)	13.4m (1)	2:42.08	29.75s	32.42s

## Finish Position and metres gained

First Arrow shows distance gain/loss from 2nd Qtr to 3rd Qtr, Second Arrow shows distance gain/loss from 3rd Qtr to Finish Blue arrow indicates best gain in these quarters.



800

Visual positions in race at 2nd Quarter



400

Visual positions in race at 3rd Quarter



Powered by



Harness Analyser

Sectional Analysis Software

Not just form | Free Trial

[www.facebook.com/PJHarnessRacing](http://www.facebook.com/PJHarnessRacing)



RISE Digital, Harness Racing Australia nor the provider accepts any responsibility for the completeness or accuracy of any of the information contained herein, and makes no representations about its suitability for any particular purpose. Users should make their own judgements about those matters and/or seek independent advice. You assume all risks associated with use of data provided on this page

# Gloucester Park Race 8 Distance 2503m

Tuesday, 23 January 2024



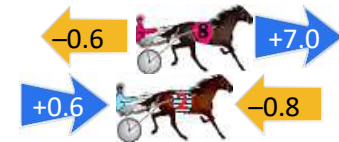
Gross Time: 3:14.20 MileRate: 2:03.90 LeadTime: 73.40s First Qtr: 31.60s Second Qtr: 29.00s Third Qtr: 29.10s Fourth Qtr: 31.10s

DATA TABLE: 800 / 400 Posi's are position from leader and (how wide the horse was at that position)

NoHorse	Plc	Mar	800 Posi	400 Posi	Time	3rd Qtr	4th Qt
8 POSSEIDON	1	0.0m	6.4m (0)	7.0m (1)	3:14.20	29.16s	30.58s
2 CHUMANI	2	0.8m	0.6m (0)	0.0m (0)	3:14.27	29.06s	31.17s
3 UPTOWN LAD	3	20.1m	0.0m (1)	3.0m (1)	3:15.83	29.32s	32.51s
5 STAY FOCUSED	4	23.1m	15.5m (0)	19.8m (0)	3:16.08	29.46s	31.50s
6 SKY EAGLE	5	55.5m	25.3m (0)	30.5m (0)	3:18.71	29.56s	33.33s
7 ELISH STAR	6	60.1m	28.6m (1)	38.8m (0)	3:19.09	29.94s	33.09s
10 KYVALLEY CLICHY	7	109.4m	60.2m (0)	70.8m (0)	3:23.10	30.06s	34.70s
4 TAIMATE ANGUS	8	121.2m	67.1m (0)	78.9m (0)	3:24.06	30.16s	35.06s

## Finish Position and metres gained

First Arrow shows distance gain/loss from 2nd Qtr to 3rd Qtr, Second Arrow shows distance gain/loss from 3rd Qtr to Finish Blue arrow indicates best gain in these quarters.



Powered by



Harness Analyser

Sectional Analysis Software

Not just form | Free Trial

[www.facebook.com/PJHarnessRacing](http://www.facebook.com/PJHarnessRacing)



RISE Digital, Harness Racing Australia nor the provider accepts any responsibility for the completeness or accuracy of any of the information contained herein, and makes no representations about its suitability for any particular purpose. Users should make their own judgements about those matters and/or seek independent advice. You assume all risks associated with use of data provided on this page



# Gloucester Park Race 9 Distance 2130m

Tuesday, 23 January 2024

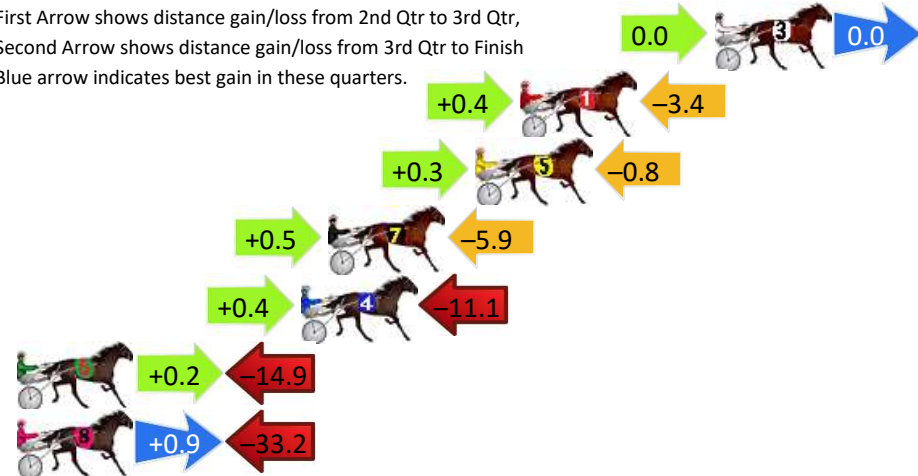
Gross Time: 2:42.00 MileRate: 2:02.40 LeadTime: 40.00s First Qtr: 32.50s Second Qtr: 30.60s Third Qtr: 30.20s Fourth Qtr: 28.70s

DATA TABLE: 800 / 400 Posi's are position from leader and (how wide the horse was at that position)

NoHorse	Plc	Mar	800 Posi	400 Posi	Time	3rd Qtr	4th Qt
3 HUNT THE MAGIC	1	0.0m	0.0m (0)	0.0m (0)	2:42.00	30.20s	28.70s
1 SWEETEST THING	2	7.8m	4.8m (0)	4.4m (0)	2:42.59	30.16s	28.97s
5 ELLIEGOZOOM	3	9.6m	9.1m (0)	8.8m (0)	2:42.72	30.16s	28.78s
7 ROSIES LAST ATTACK	4	15.5m	10.1m (1)	9.6m (1)	2:43.17	30.14s	29.17s
4 YANI YANI	5	16.6m	5.9m (1)	5.5m (1)	2:43.25	30.16s	29.55s
6 EASTON ROBIN	6	28.3m	13.6m (0)	13.4m (0)	2:44.13	30.16s	29.85s
8 GET THE BOOTH	7	47.2m	14.9m (1)	14.0m (1)	2:45.56	30.10s	31.23s

## Finish Position and metres gained

First Arrow shows distance gain/loss from 2nd Qtr to 3rd Qtr,  
Second Arrow shows distance gain/loss from 3rd Qtr to Finish  
Blue arrow indicates best gain in these quarters.



800

Visual positions in race at 2nd Quarter



400

Visual positions in race at 3rd Quarter



Powered by



Harness Analyser

Sectional Analysis Software

Not just form | Free Trial

[www.facebook.com/PJHarnessRacing](https://www.facebook.com/PJHarnessRacing)



RISE Digital, Harness Racing Australia nor the provider accepts any responsibility for the completeness or accuracy of any of the information contained herein, and makes no representations about its suitability for any particular purpose. Users should make their own judgements about those matters and/or seek independent advice. You assume all risks associated with use of data provided on this page