

Gloucester Park Race 1 Distance 2130m

Friday, 26 January 2024


Gross Time: 2:35.50 MileRate: 1:57.50 LeadTime: 38.70s First Qtr: 30.20s Second Qtr: 29.70s Third Qtr: 28.40s Fourth Qtr: 28.50s

DATA TABLE: 800 / 400 Posi's are position from leader and (how wide the horse was at that position)

NoHorse	Plc	Mar	800 Posi	400 Posi	Time	3rd Qtr	4th Qt
1 CUT N RUN	1	0.0m	0.0m (0)	0.0m (0)	2:35.50	28.40s	28.50s
6 LADY PRIMA DONNA	2	2.3m	2.6m (1)	2.9m (1)	2:35.67	28.42s	28.47s
2 ROCKNROLL ELLIOT	3	3.9m	4.0m (0)	3.7m (0)	2:35.79	28.38s	28.53s
7 OUR STAR WATCH	4	7.1m	6.5m (1)	7.7m (1)	2:36.03	28.48s	28.49s
4 MEDIEVAL MAN	5	8.3m	8.5m (0)	8.5m (0)	2:36.12	28.40s	28.52s
5 FRANKIE J HOLDEN	6	8.7m	13.0m (0)	12.5m (0)	2:36.15	28.36s	28.27s
9 TUBBS FARQUHAR	7	13.3m	10.8m (1)	7.7m (2)	2:36.50	28.18s	28.95s
8 RICHIE REACTOR	8	47.3m	17.6m (0)	20.1m (0)	2:39.04	28.58s	30.62s

Finish Position and metres gained

First Arrow shows distance gain/loss from 2nd Qtr to 3rd Qtr,
Second Arrow shows distance gain/loss from 3rd Qtr to Finish
Blue arrow indicates best gain in these quarters.



800

Visual positions in race at 2nd Quarter



400

Visual positions in race at 3rd Quarter



Powered by



Harness Analyser

Sectional Analysis Software

Not just form | Free Trial

www.facebook.com/PJHarnessRacing



RISE Digital, Harness Racing Australia nor the provider accepts any responsibility for the completeness or accuracy of any of the information contained herein, and makes no representations about its suitability for any particular purpose. Users should make their own judgements about those matters and/or seek independent advice. You assume all risks associated with use of data provided on this page

Gloucester Park Race 2 Distance 2130m

Friday, 26 January 2024

Gross Time: 2:34.50

MileRate: 1:56.70

LeadTime: 38.10s

First Qtr: 31.10s

Second Qtr: 29.50s

Third Qtr: 27.20s


Fourth Qtr: 28.60s

DATA TABLE: 800 / 400 Posi's are position from leader and (how wide the horse was at that position)

No	Horse	Plc	Mar	800 Posi	400 Posi	Time	3rd Qtr	4th Qt
2	SOHO SANTORINI	1	0.0m	0.0m (0)	0.0m (0)	2:34.50	27.20s	28.60s
8	FLYING RUMOUR	2	3.3m	5.6m (1)	7.5m (1)	2:34.75	27.34s	28.33s
1	OUR SHELLEY BEACH	3	4.2m	4.7m (0)	4.0m (0)	2:34.82	27.16s	28.64s
5	HOTLY PURSUED	4	5.0m	1.2m (1)	3.5m (1)	2:34.88	27.36s	28.73s
10	BELLEZZA NERA	5	6.0m	9.8m (0)	7.8m (0)	2:34.95	27.08s	28.51s
4	STATE OF HEAVEN	6	7.6m	14.8m (1)	13.0m (2)	2:35.07	27.10s	28.27s
3	BEE JAYS BOY	7	8.9m	14.8m (0)	11.5m (0)	2:35.17	27.00s	28.47s
6	THE WATCH MAKER	8	10.9m	10.7m (1)	11.6m (1)	2:35.32	27.28s	28.62s
7	MISTA EDITORIAL	9	14.5m	18.9m (0)	15.6m (0)	2:35.59	27.00s	28.61s
9	NAVY STREET	10	15.3m	24.9m (0)	16.8m (1)	2:35.65	26.68s	28.59s

Finish Position and metres gained

First Arrow shows distance gain/loss from 2nd Qtr to 3rd Qtr,
Second Arrow shows distance gain/loss from 3rd Qtr to Finish
Blue arrow indicates best gain in these quarters.



800

Visual positions in race at 2nd Quarter



400

Visual positions in race at 3rd Quarter



Gloucester Park Race 3 Distance 1730m

Friday, 26 January 2024

Gross Time: 2:03.70 MileRate: 1:55.00 LeadTime: 7.60s First Qtr: 29.30s Second Qtr: 29.80s Third Qtr: 28.20s Fourth Qtr: 28.80s

DATA TABLE: 800 / 400 Posi's are position from leader and (how wide the horse was at that position)

NoHorse	Plc	Mar	800 Posi	400 Posi	Time	3rd Qtr	4th Qt
4 ANOTHERBIGMAN	1	0.0m	9.4m (1)	11.3m (1)	2:03.70	28.34s	28.00s
1 THE KRAKEN	2	0.8m	4.1m (0)	3.9m (0)	2:03.76	28.18s	28.59s
5 REGAL CHEVAL	3	0.8m	4.9m (1)	7.1m (1)	2:03.76	28.36s	28.36s
2 JOEY JAMES	4	2.9m	0.0m (0)	0.0m (0)	2:03.92	28.20s	29.02s
8 AMERICAN BULLITT	5	4.0m	14.0m (1)	16.1m (1)	2:04.00	28.36s	27.96s
3 BALTIC ACE	6	4.2m	8.3m (0)	8.2m (0)	2:04.02	28.20s	28.54s
7 GOODFELLAZ	7	4.7m	0.0m (1)	2.9m (1)	2:04.06	28.40s	28.95s
6 PER ARDUA AD ASTRA	8	6.3m	12.3m (0)	12.1m (0)	2:04.18	28.20s	28.42s
9 THE DARK NIGHT	9	9.8m	16.3m (0)	16.1m (0)	2:04.44	28.20s	28.40s

Finish Position and metres gained

First Arrow shows distance gain/loss from 2nd Qtr to 3rd Qtr, Second Arrow shows distance gain/loss from 3rd Qtr to Finish
Blue arrow indicates best gain in these quarters.



800

Visual positions in race at 2nd Quarter



400

Visual positions in race at 3rd Quarter



Powered by



Harness Analyser

Sectional Analysis Software

Not just form | Free Trial

www.facebook.com/PJHarnessRacing



RISE Digital, Harness Racing Australia nor the provider accepts any responsibility for the completeness or accuracy of any of the information contained herein, and makes no representations about its suitability for any particular purpose. Users should make their own judgements about those matters and/or seek independent advice. You assume all risks associated with use of data provided on this page

Gloucester Park Race 4 Distance 1730m

Friday, 26 January 2024

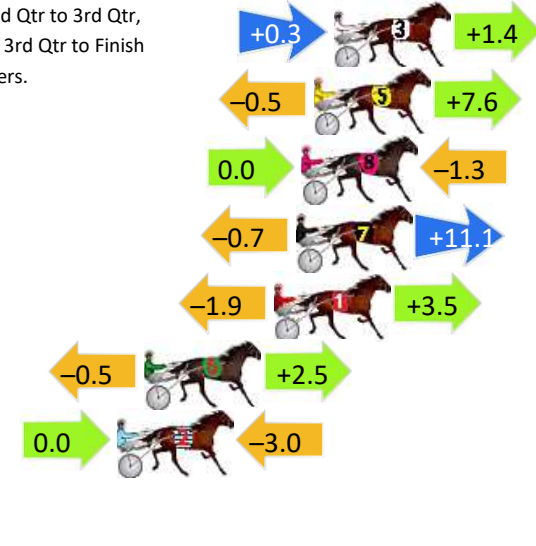
Gross Time: 2:03.00 MileRate: 1:54.40 LeadTime: 7.80s First Qtr: 27.80s Second Qtr: 30.00s Third Qtr: 28.40s Fourth Qtr: 29.00s

DATA TABLE: 800 / 400 Posi's are position from leader and (how wide the horse was at that position)

NoHorse	Plc	Mar	800 Posi	400 Posi	Time	3rd Qtr	4th Qt
3 IMA FIVESTAR GENERAL	1	0.0m	1.7m (1)	1.4m (1)	2:03.00	28.38s	28.90s
5 DEEORSE	2	0.8m	7.9m (0)	8.4m (0)	2:03.06	28.44s	28.46s
8 OCTOBER REIGN	3	1.3m	0.0m (0)	0.0m (0)	2:03.10	28.40s	29.10s
7 ILLAWONG MUSTANG	4	1.5m	11.9m (0)	12.6m (0)	2:03.11	28.46s	28.21s
1 RUBINS PLIGHT	5	2.4m	4.0m (0)	5.9m (1)	2:03.18	28.54s	28.76s
6 IFEEEL SIKDARL	6	7.6m	9.6m (1)	10.1m (1)	2:03.58	28.44s	28.86s
2 MACHLANI	7	8.7m	5.7m (1)	5.7m (2)	2:03.66	28.40s	29.26s
4 ADDA SPOILT MAJOR	8	31.3m	19.6m (0)	22.7m (0)	2:05.38	28.64s	29.76s

Finish Position and metres gained

First Arrow shows distance gain/loss from 2nd Qtr to 3rd Qtr, Second Arrow shows distance gain/loss from 3rd Qtr to Finish Blue arrow indicates best gain in these quarters.



800

Visual positions in race at 2nd Quarter



400

Visual positions in race at 3rd Quarter



Powered by



Harness Analyser

Sectional Analysis Software

Not just form | Free Trial

www.facebook.com/PJHarnessRacing



RISE Digital, Harness Racing Australia nor the provider accepts any responsibility for the completeness or accuracy of any of the information contained herein, and makes no representations about its suitability for any particular purpose. Users should make their own judgements about those matters and/or seek independent advice. You assume all risks associated with use of data provided on this page

Gloucester Park Race 5 Distance 1730m

Friday, 26 January 2024

Gross Time: 2:01.60 MileRate: 1:53.10 LeadTime: 7.70s First Qtr: 28.90s Second Qtr: 29.70s Third Qtr: 27.70s Fourth Qtr: 27.60s

DATA TABLE: 800 / 400 Posi's are position from leader and (how wide the horse was at that position)

No	Horse	Plc	Mar	800 Posi	400 Posi	Time	3rd Qtr	4th Qt
6	JAWSOFLINCOLN	1	0.0m	9.3m (1)	10.5m (1)	2:01.60	27.78s	26.88s
1	CHAL PATCH	2	0.5m	0.0m (0)	0.0m (0)	2:01.64	27.70s	27.64s
4	TIGER ROYAL	3	2.4m	4.1m (0)	5.0m (0)	2:01.77	27.76s	27.43s
5	ARDENS HORIZON	4	4.9m	8.1m (0)	8.7m (0)	2:01.96	27.74s	27.36s
8	ALCOPONY	5	6.5m	12.5m (0)	12.8m (0)	2:02.07	27.72s	27.19s
2	ALL IS WELL	6	8.1m	4.9m (1)	6.4m (1)	2:02.19	27.80s	27.75s
3	RUMOUR HAS IT	7	9.0m	0.6m (1)	2.1m (1)	2:02.25	27.80s	28.11s
9	SOLESSEO MATUCA	8	9.3m	20.9m (0)	22.1m (0)	2:02.28	27.78s	26.76s
7	SOHO DOW JONES	9	9.6m	16.3m (0)	17.5m (0)	2:02.30	27.78s	27.10s

Finish Position and metres gained

First Arrow shows distance gain/loss from 2nd Qtr to 3rd Qtr,
Second Arrow shows distance gain/loss from 3rd Qtr to Finish
Blue arrow indicates best gain in these quarters.



800

Visual positions in race at 2nd Quarter



400

Visual positions in race at 3rd Quarter



Powered by



Harness Analyser

Sectional Analysis Software

Not just form | Free Trial

www.facebook.com/PJHarnessRacing



RISE Digital, Harness Racing Australia nor the provider accepts any responsibility for the completeness or accuracy of any of the information contained herein, and makes no representations about its suitability for any particular purpose. Users should make their own judgements about those matters and/or seek independent advice. You assume all risks associated with use of data provided on this page

Gloucester Park Race 6 Distance 2130m

Friday, 26 January 2024

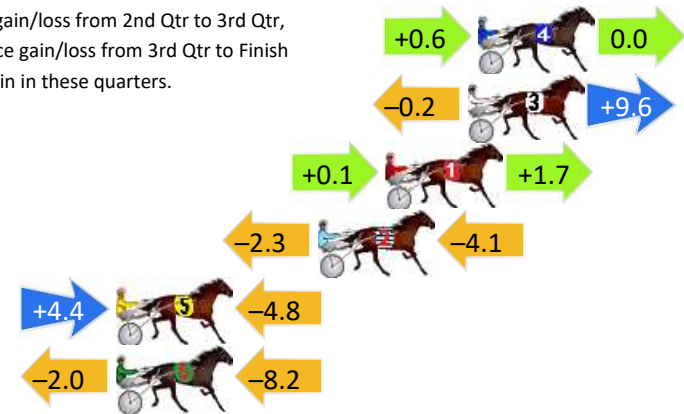
Gross Time: 2:33.80 MileRate: 1:56.20 LeadTime: 36.70s First Qtr: 31.10s Second Qtr: 29.30s Third Qtr: 28.00s Fourth Qtr: 28.70s

DATA TABLE: 800 / 400 Posi's are position from leader and (how wide the horse was at that position)

NoHorse	Plc	Mar	800 Posi	400 Posi	Time	3rd Qtr	4th Qt
4 TALKS UP A STORM	1	0.0m	0.6m (0)	0.0m (0)	2:33.80	27.96s	28.70s
3 GALACTIC STAR	2	0.4m	9.8m (0)	10.0m (1)	2:33.83	28.02s	28.03s
1 CORDERO	3	3.7m	5.5m (0)	5.4m (0)	2:34.08	28.00s	28.60s
2 VULTAN TIN	4	6.4m	0.0m (1)	2.3m (1)	2:34.28	28.16s	29.02s
5 THOMSON BAY	5	14.5m	14.1m (0)	9.7m (0)	2:34.89	27.70s	29.11s
6 SUGAR APPLE	6	14.5m	4.3m (1)	6.3m (1)	2:34.89	28.14s	29.35s

Finish Position and metres gained

First Arrow shows distance gain/loss from 2nd Qtr to 3rd Qtr,
Second Arrow shows distance gain/loss from 3rd Qtr to Finish
Blue arrow indicates best gain in these quarters.



800

Visual positions in race at 2nd Quarter



400

Visual positions in race at 3rd Quarter



Powered by
PJ

Harness Analyser

Sectional Analysis Software
Not just form | Free Trial

www.facebook.com/PJHarnessRacing



RISE Digital, Harness Racing Australia nor the provider accepts any responsibility for the completeness or accuracy of any of the information contained herein, and makes no representations about its suitability for any particular purpose. Users should make their own judgements about those matters and/or seek independent advice. You assume all risks associated with use of data provided on this page

Gloucester Park Race 7 Distance 2130m

Friday, 26 January 2024

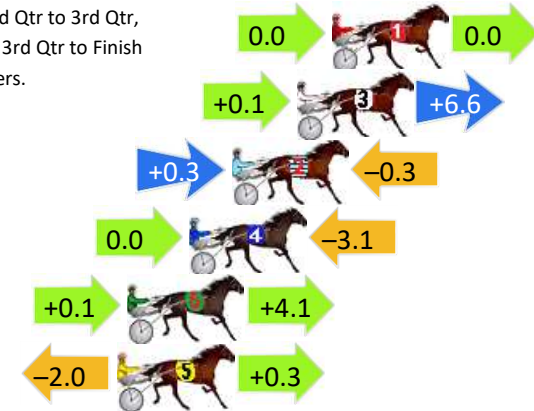
Gross Time: 2:36.20 MileRate: 1:58.00 LeadTime: 39.10s First Qtr: 31.00s Second Qtr: 29.90s Third Qtr: 27.90s Fourth Qtr: 28.30s

DATA TABLE: 800 / 400 Posi's are position from leader and (how wide the horse was at that position)

NoHorse	Plc	Mar	800 Posi	400 Posi	Time	3rd Qtr	4th Qt
1 RASCAL	1	0.0m	0.0m (0)	0.0m (0)	2:36.20	27.90s	28.30s
3 MIDDLEPAGE	2	1.4m	8.1m (0)	8.0m (0)	2:36.30	27.90s	27.84s
2 SHOWPONY	3	4.0m	4.0m (0)	3.7m (0)	2:36.50	27.88s	28.34s
4 ACUTO	4	5.7m	2.6m (1)	2.6m (1)	2:36.62	27.90s	28.54s
6 FIREROCKFIREROLL	5	8.2m	12.4m (0)	12.3m (0)	2:36.81	27.90s	28.05s
5 ELDAYTONA	6	8.6m	6.9m (1)	8.9m (1)	2:36.84	28.04s	28.32s

Finish Position and metres gained

First Arrow shows distance gain/loss from 2nd Qtr to 3rd Qtr,
Second Arrow shows distance gain/loss from 3rd Qtr to Finish
Blue arrow indicates best gain in these quarters.



800

Visual positions in race at 2nd Quarter



400

Visual positions in race at 3rd Quarter



Powered by
PJ

Harness Analyser

Sectional Analysis Software
Not just form | Free Trial

www.facebook.com/PJHarnessRacing



RISE Digital, Harness Racing Australia nor the provider accepts any responsibility for the completeness or accuracy of any of the information contained herein, and makes no representations about its suitability for any particular purpose. Users should make their own judgements about those matters and/or seek independent advice. You assume all risks associated with use of data provided on this page

Gloucester Park Race 8 Distance 2130m

Friday, 26 January 2024

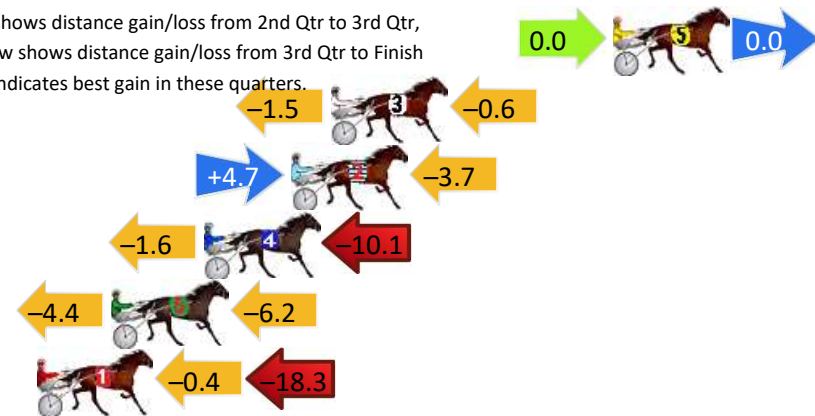
Gross Time: 2:31.80 MileRate: 1:54.70 LeadTime: 37.00s First Qtr: 31.00s Second Qtr: 29.50s Third Qtr: 27.20s Fourth Qtr: 27.10s

DATA TABLE: 800 / 400 Posi's are position from leader and (how wide the horse was at that position)

NoHorse	Plc	Mar	800 Posi	400 Posi	Time	3rd Qtr	4th Qt
5 STENO	1	0.0m	0.0m (0)	0.0m (0)	2:31.80	27.20s	27.10s
3 NULLARBOR NAVAJO	2	11.3m	9.2m (0)	10.7m (1)	2:32.61	27.30s	27.18s
2 MIGHTHAVTIME	3	12.9m	13.9m (0)	9.2m (0)	2:32.72	26.88s	27.40s
4 THREE RUMOURS	4	16.4m	4.7m (1)	6.3m (1)	2:32.97	27.30s	27.85s
6 BEYOND THE SEA	5	20.1m	9.5m (1)	13.9m (0)	2:33.23	27.50s	27.59s
1 ROCKNROLL SASS	6	23.1m	4.4m (0)	4.8m (0)	2:33.45	27.22s	28.43s

Finish Position and metres gained

First Arrow shows distance gain/loss from 2nd Qtr to 3rd Qtr,
Second Arrow shows distance gain/loss from 3rd Qtr to Finish
Blue arrow indicates best gain in these quarters.



800

Visual positions in race at 2nd Quarter



400

Visual positions in race at 3rd Quarter



Powered by
PJ

Harness Analyser

Sectional Analysis Software
Not just form | Free Trial

www.facebook.com/PJHarnessRacing



RISE Digital, Harness Racing Australia nor the provider accepts any responsibility for the completeness or accuracy of any of the information contained herein, and makes no representations about its suitability for any particular purpose. Users should make their own judgements about those matters and/or seek independent advice. You assume all risks associated with use of data provided on this page

Gloucester Park Race 9 Distance 2130m

Friday, 26 January 2024

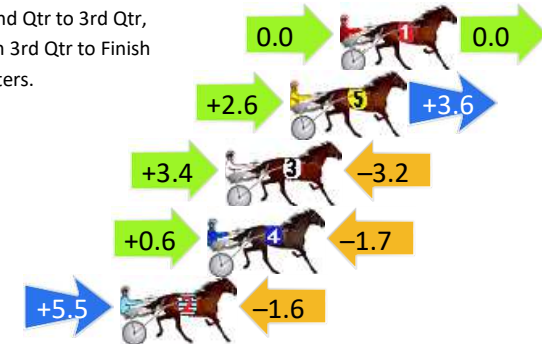
Gross Time: 2:44.50 MileRate: 2:04.30 LeadTime: 40.80s First Qtr: 32.80s Second Qtr: 32.80s Third Qtr: 30.50s Fourth Qtr: 27.60s

DATA TABLE: 800 / 400 Posi's are position from leader and (how wide the horse was at that position)

NoHorse	Plc	Mar	800 Posi	400 Posi	Time	3rd Qtr	4th Qt
1 WATER LOU	1	0.0m	0.0m (0)	0.0m (0)	2:44.50	30.50s	27.60s
5 PRINCESS KATIE	2	2.0m	8.2m (0)	5.6m (1)	2:44.65	30.28s	27.34s
3 LUCI KANE	3	4.6m	4.8m (1)	1.4m (1)	2:44.83	30.24s	27.83s
4 WORLD SECRET	4	5.3m	4.2m (0)	3.6m (0)	2:44.88	30.44s	27.72s
2 BONNE AMOUR	5	8.8m	12.7m (0)	7.2m (0)	2:45.14	30.06s	27.72s

Finish Position and metres gained

First Arrow shows distance gain/loss from 2nd Qtr to 3rd Qtr,
Second Arrow shows distance gain/loss from 3rd Qtr to Finish
Blue arrow indicates best gain in these quarters.



800

Visual positions in race at 2nd Quarter



400

Visual positions in race at 3rd Quarter



Powered by



Harness Analyser

Sectional Analysis Software

Not just form | Free Trial

www.facebook.com/PJHarnessRacing



RISE Digital, Harness Racing Australia nor the provider accepts any responsibility for the completeness or accuracy of any of the information contained herein, and makes no representations about its suitability for any particular purpose. Users should make their own judgements about those matters and/or seek independent advice. You assume all risks associated with use of data provided on this page