

Gloucester Park Race 1 Distance 2130m

Tuesday, 30 January 2024


Gross Time: 2:39.80 MileRate: 2:00.80 LeadTime: 38.80s First Qtr: 31.80s Second Qtr: 30.00s Third Qtr: 28.90s Fourth Qtr: 30.30s

DATA TABLE: 800 / 400 Posi's are position from leader and (how wide the horse was at that position)

NoHorse	Plc	Mar	800 Posi	400 Posi	Time	3rd Qtr	4th Qt
6 MONTEGO	1	0.0m	0.0m (0)	0.0m (0)	2:39.80	28.90s	30.30s
1 ALLY ROCKS	2	3.1m	4.2m (0)	4.6m (0)	2:40.05	28.93s	30.19s
9 FOLLOW MY STRIDE	3	4.1m	10.8m (2)	7.0m (3)	2:40.13	28.63s	30.08s
7 CIAO BABE	4	5.2m	5.4m (1)	8.2m (2)	2:40.21	29.11s	30.07s
8 QUEEN OF STARS	5	12.4m	7.0m (2)	4.2m (2)	2:40.78	28.68s	30.92s
3 IDEAL IVANA	6	14.1m	12.8m (0)	16.2m (1)	2:40.92	29.15s	30.14s
4 DANNIKA	7	21.1m	10.2m (1)	17.6m (2)	2:41.47	29.44s	30.56s
5 SWEETEST THING	8	22.6m	3.0m (2)	3.0m (1)	2:41.59	28.87s	31.78s
10 SUN AND SAND	9	42.8m	8.6m (0)	16.8m (0)	2:43.20	29.46s	32.26s
2 THE PROTOTYPE	10	50.6m	1.4m (1)	11.0m (0)	2:43.81	29.54s	33.28s

Finish Position and metres gained

First Arrow shows distance gain/loss from 2nd Qtr to 3rd Qtr,
Second Arrow shows distance gain/loss from 3rd Qtr to Finish
Blue arrow indicates best gain in these quarters.



800

Visual positions in race at 2nd Quarter



400

Visual positions in race at 3rd Quarter



Powered by
PJ Harness Analyser

Sectional Analysis Software
Not just form | Free Trial

www.facebook.com/PJHarnessRacing



RISE Digital, Harness Racing Australia nor the provider accepts any responsibility for the completeness or accuracy of any of the information contained herein, and makes no representations about its suitability for any particular purpose. Users should make their own judgements about those matters and/or seek independent advice. You assume all risks associated with use of data provided on this page

Gloucester Park Race 2 Distance 2130m

Tuesday, 30 January 2024

Gross Time: 2:35.80 MileRate: 1:57.70 LeadTime: 37.10s First Qtr: 30.40s Second Qtr: 30.00s Third Qtr: 28.40s Fourth Qtr: 29.90s

DATA TABLE: 800 / 400 Posi's are position from leader and (how wide the horse was at that position)

NoHorse	Plc	Mar	800 Posi	400 Posi	Time	3rd Qtr	4th Qt
6 VALHALLA MISS	1	0.0m	7.8m (1)	7.6m (1)	2:35.80	28.40s	29.34s
7 GODDESS OF REASON	2	3.0m	12.0m (1)	11.8m (1)	2:36.04	28.40s	29.25s
3 MADDY ROCKS	3	3.4m	3.8m (1)	3.4m (1)	2:36.07	28.37s	29.90s
10 PIVOTAL	4	4.2m	16.0m (1)	16.4m (1)	2:36.13	28.45s	28.99s
5 PONZI BEACH	5	4.8m	4.4m (0)	4.8m (0)	2:36.18	28.43s	29.90s
8 SPORTING GRACE	6	6.0m	0.0m (0)	0.0m (0)	2:36.27	28.39s	30.35s
2 FIREBALL FRIDAY	7	7.3m	12.8m (0)	14.6m (0)	2:36.37	28.54s	29.36s
4 ALFA PRINCESS	8	8.2m	19.4m (0)	21.4m (0)	2:36.44	28.57s	28.92s
1 SHEHADI	9	11.7m	8.8m (0)	10.6m (0)	2:36.72	28.53s	29.98s
9 LIBBA RACY	10	16.9m	20.4m (1)	21.6m (1)	2:37.12	28.50s	29.55s

Finish Position and metres gained

First Arrow shows distance gain/loss from 2nd Qtr to 3rd Qtr,
Second Arrow shows distance gain/loss from 3rd Qtr to Finish
Blue arrow indicates best gain in these quarters.



800

Visual positions in race at 2nd Quarter



400

Visual positions in race at 3rd Quarter



Powered by



Harness Analyser

Sectional Analysis Software

Not just form | Free Trial

www.facebook.com/PJHarnessRacing



RISE Digital, Harness Racing Australia nor the provider accepts any responsibility for the completeness or accuracy of any of the information contained herein, and makes no representations about its suitability for any particular purpose. Users should make their own judgements about those matters and/or seek independent advice. You assume all risks associated with use of data provided on this page

Gloucester Park Race 3 Distance 2130m

Tuesday, 30 January 2024


Gross Time: 2:36.80 MileRate: 1:58.50 LeadTime: 37.60s First Qtr: 31.90s Second Qtr: 29.70s Third Qtr: 28.60s Fourth Qtr: 29.00s

DATA TABLE: 800 / 400 Posi's are position from leader and (how wide the horse was at that position)

NoHorse	Plc	Mar	800 Posi	400 Posi	Time	3rd Qtr	4th Qt
4 JILLIBY JAKE	1	0.0m	0.0m (0)	0.0m (0)	2:36.80	28.60s	29.00s
5 ACOLTNAME DSU	2	3.6m	1.8m (1)	1.8m (1)	2:37.07	28.60s	29.13s
9 HERE COMES SHARKIE	3	5.8m	5.8m (1)	6.0m (2)	2:37.24	28.61s	28.99s
1 FIREPLAY	4	6.6m	4.0m (0)	4.0m (0)	2:37.30	28.60s	29.19s
7 SEEKNYOUSHALLFIN D	5	13.0m	16.6m (0)	16.6m (0)	2:37.79	28.60s	28.74s
11 SIDSTREPO	6	13.6m	14.2m (1)	11.0m (3)	2:37.83	28.37s	29.19s
6 TRIROYALE BRIGADE	7	15.5m	13.6m (2)	8.0m (4)	2:37.98	28.20s	29.54s
3 SAGATIOUS	8	20.0m	10.0m (1)	10.0m (2)	2:38.32	28.60s	29.72s
8 SUNPATRA	9	23.5m	18.4m (1)	14.4m (1)	2:38.59	28.31s	29.66s
10 IMPRESSIVE SIGNS	10	36.3m	9.0m (0)	8.6m (1)	2:39.56	28.56s	31.00s
2 ROAD CLOSURE	11	37.8m	12.8m (0)	12.2m (0)	2:39.68	28.54s	30.85s


Finish Position and metres gained

First Arrow shows distance gain/loss from 2nd Qtr to 3rd Qtr, Second Arrow shows distance gain/loss from 3rd Qtr to Finish
Blue arrow indicates best gain in these quarters.



800

Visual positions in race at 2nd Quarter



400

Visual positions in race at 3rd Quarter



Powered by



Harness Analyser

Sectional Analysis Software

Not just form | Free Trial

www.facebook.com/PJHarnessRacing



RISE Digital, Harness Racing Australia nor the provider accepts any responsibility for the completeness or accuracy of any of the information contained herein, and makes no representations about its suitability for any particular purpose. Users should make their own judgements about those matters and/or seek independent advice. You assume all risks associated with use of data provided on this page

Gloucester Park Race 4 Distance 2130m

Tuesday, 30 January 2024


Gross Time: 2:33.00 MileRate: 1:55.60 LeadTime: 36.40s First Qtr: 30.70s Second Qtr: 29.30s Third Qtr: 28.10s Fourth Qtr: 28.50s

DATA TABLE: 800 / 400 Posi's are position from leader and (how wide the horse was at that position)

No	Horse	Plc	Mar	800 Posi	400 Posi	Time	3rd Qtr	4th Qt
1	COWBOYS N BANDITS	1	0.0m	0.0m (0)	0.0m (0)	2:33.00	28.10s	28.50s
11	ALFREDI	2	6.3m	4.0m (0)	4.2m (0)	2:33.47	28.11s	28.65s
2	GOTA GOOD WARHOL	3	10.5m	8.6m (0)	8.4m (0)	2:33.79	28.08s	28.65s
7	ULTIMATE ROCKER	4	22.1m	7.2m (1)	12.4m (0)	2:34.65	28.46s	29.19s
6	YOU FLY WITH ME	5	22.3m	3.0m (1)	12.4m (1)	2:34.67	28.76s	29.20s
5	MILITARY STAR	6	24.1m	16.2m (1)	19.6m (1)	2:34.80	28.34s	28.82s
9	TRITTRITTBANGBAN G	7	29.8m	20.4m (1)	27.2m (2)	2:35.23	28.58s	28.68s
3	FARRIERS TROUBLE	8	33.8m	14.0m (0)	20.6m (0)	2:35.53	28.56s	29.44s
10	LETS ROCK TONIGHT	9	35.0m	18.8m (0)	26.2m (0)	2:35.62	28.62s	29.12s
8	RODGER JAMES	10	41.1m	23.6m (0)	30.8m (0)	2:36.08	28.60s	29.23s
4	WHERESTHETOWRO PE	11	96.7m	11.8m (1)	29.0m (1)	2:40.24	29.28s	33.30s


Finish Position and metres gained

First Arrow shows distance gain/loss from 2nd Qtr to 3rd Qtr, Second Arrow shows distance gain/loss from 3rd Qtr to Finish
Blue arrow indicates best gain in these quarters.



800

Visual positions in race at 2nd Quarter



400

Visual positions in race at 3rd Quarter



Powered by



Harness Analyser

Sectional Analysis Software

Not just form | Free Trial

www.facebook.com/PJHarnessRacing



RISE Digital, Harness Racing Australia nor the provider accepts any responsibility for the completeness or accuracy of any of the information contained herein, and makes no representations about its suitability for any particular purpose. Users should make their own judgements about those matters and/or seek independent advice. You assume all risks associated with use of data provided on this page

Gloucester Park Race 5 Distance 2130m

Tuesday, 30 January 2024

Gross Time: 2:34.00

MileRate: 1:56.30

LeadTime: 37.60s

First Qtr: 30.10s

Second Qtr: 29.80s

Third Qtr: 27.50s

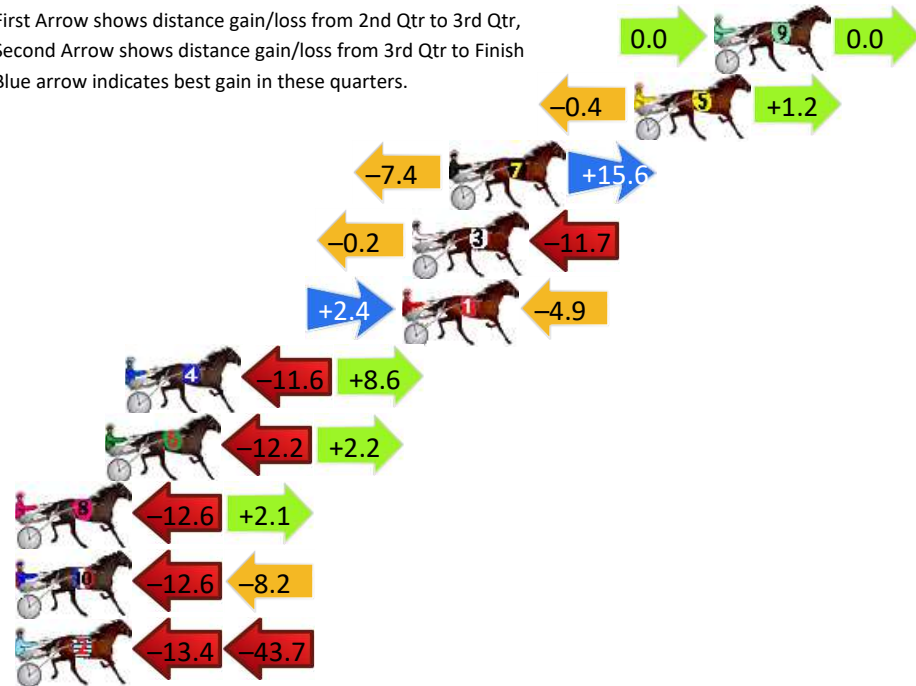
Fourth Qtr: 29.00s

DATA TABLE: 800 / 400 Posi's are position from leader and (how wide the horse was at that position)

NoHorse	Plc	Mar	800 Posi	400 Posi	Time	3rd Qtr	4th Qt
9 MIKI JET NZ (LATE MIKI NOEL NZ)	1	0.0m	0.0m (1)	0.0m (1)	2:34.00	27.50s	29.00s
5 WASA HEAT SEEKER	2	3.2m	4.0m (1)	4.4m (1)	2:34.24	27.53s	28.91s
7 TERROR IN TEXAS	3	10.6m	18.8m (1)	26.2m (2)	2:34.81	28.05s	27.88s
3 THE WILDCARD	4	12.1m	0.2m (0)	0.4m (0)	2:34.92	27.49s	29.84s
1 KOHLI	5	12.5m	10.0m (1)	7.6m (0)	2:34.95	27.32s	29.35s
4 DWAYNE	6	23.6m	20.6m (0)	32.2m (1)	2:35.80	28.33s	28.38s
6 RAMBO RABBIT	7	24.4m	14.4m (1)	26.6m (1)	2:35.86	28.36s	28.84s
8 SISTER ACT	8	35.5m	25.0m (1)	37.6m (0)	2:36.70	28.39s	28.85s
10 CAMS BOULDER	9	36.8m	16.0m (0)	28.6m (0)	2:36.80	28.37s	29.59s
2 MISS VUNG TAU	10	63.1m	6.0m (0)	19.4m (0)	2:38.80	28.36s	32.15s

Finish Position and metres gained

First Arrow shows distance gain/loss from 2nd Qtr to 3rd Qtr,
Second Arrow shows distance gain/loss from 3rd Qtr to Finish
Blue arrow indicates best gain in these quarters.



Visual positions in race at 2nd Quarter



Visual positions in race at 3rd Quarter



Powered by



Harness Analyser

Sectional Analysis Software

Not just form | Free Trial

www.facebook.com/PJHarnessRacing



RISE Digital, Harness Racing Australia nor the provider accepts any responsibility for the completeness or accuracy of any of the information contained herein, and makes no representations about its suitability for any particular purpose. Users should make their own judgements about those matters and/or seek independent advice. You assume all risks associated with use of data provided on this page

Gloucester Park Race 6 Distance 2536m

Tuesday, 30 January 2024

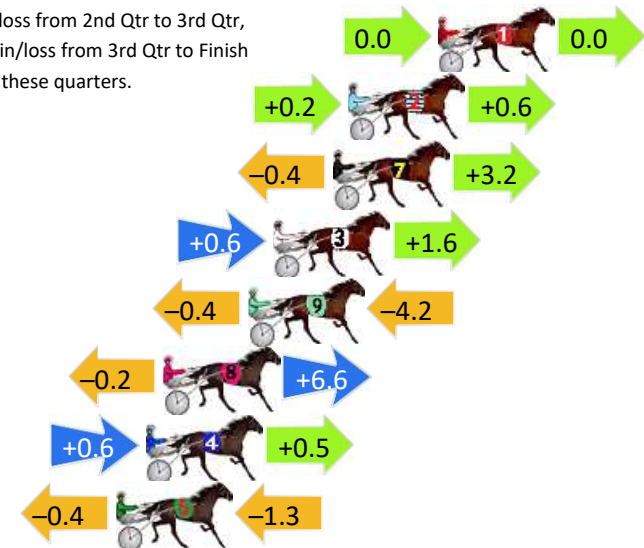
Gross Time: 3:10.60 MileRate: 2:00.90 LeadTime: 71.20s First Qtr: 32.00s Second Qtr: 30.70s Third Qtr: 28.60s Fourth Qtr: 28.10s

DATA TABLE: 800 / 400 Posi's are position from leader and (how wide the horse was at that position)

NoHorse	Plc	Mar	800 Posi	400 Posi	Time	3rd Qtr	4th Qt
1 ROCKIN RUFUS	1	0.0m	0.0m (0)	0.0m (0)	3:10.60	28.60s	28.10s
2 STAR OF WILLOUGHBY	2	3.6m	4.4m (0)	4.2m (0)	3:10.87	28.59s	28.06s
7 BLOCKJORG	3	4.2m	7.0m (1)	7.4m (1)	3:10.91	28.63s	27.88s
3 FRANKIE J HOLDEN	4	6.6m	8.8m (0)	8.2m (0)	3:11.09	28.56s	27.99s
9 PONTEVIVO	5	7.6m	3.0m (1)	3.4m (1)	3:11.16	28.63s	28.39s
8 TROOPINGOFTHECOLOR	6	11.0m	17.4m (0)	17.6m (0)	3:11.41	28.61s	27.64s
4 HEEZ GOOD AS GOLD	7	11.7m	12.8m (0)	12.2m (0)	3:11.46	28.56s	28.07s
6 JOHNNY LOMBO	8	12.9m	11.2m (1)	11.6m (2)	3:11.55	28.63s	28.19s

Finish Position and metres gained

First Arrow shows distance gain/loss from 2nd Qtr to 3rd Qtr,
Second Arrow shows distance gain/loss from 3rd Qtr to Finish
Blue arrow indicates best gain in these quarters.



800

Visual positions in race at 2nd Quarter



400

Visual positions in race at 3rd Quarter



Powered by



Harness Analyser

Sectional Analysis Software

Not just form | Free Trial

www.facebook.com/PJHarnessRacing



RISE Digital, Harness Racing Australia nor the provider accepts any responsibility for the completeness or accuracy of any of the information contained herein, and makes no representations about its suitability for any particular purpose. Users should make their own judgements about those matters and/or seek independent advice. You assume all risks associated with use of data provided on this page

Gloucester Park Race 7 Distance 2130m

Tuesday, 30 January 2024


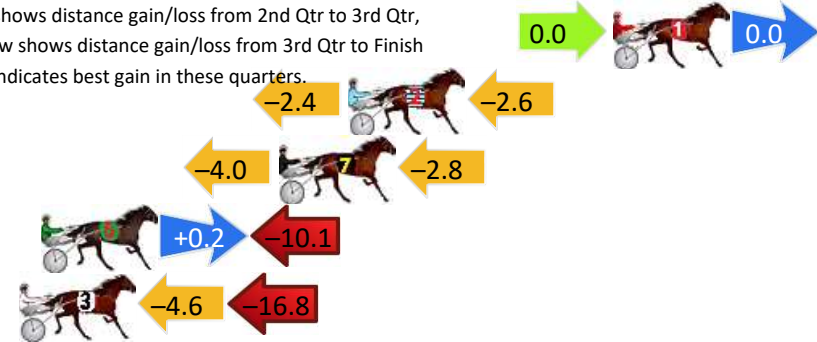
Gross Time: 2:35.60 MileRate: 1:57.50 LeadTime: 38.40s First Qtr: 31.10s Second Qtr: 29.50s Third Qtr: 27.90s Fourth Qtr: 28.70s

DATA TABLE: 800 / 400 Posi's are position from leader and (how wide the horse was at that position)


NoHorse	Plc	Mar	800 Posi	400 Posi	Time	3rd Qtr	4th Qt
1 LUKE ATTACK	1	0.0m	0.0m (0)	0.0m (0)	2:35.60	27.90s	28.70s
2 BEALAWYER	2	10.6m	5.6m (0)	8.0m (0)	2:36.40	28.07s	28.89s
7 SWEET LUCIFER	3	13.4m	6.6m (1)	10.6m (2)	2:36.61	28.18s	28.90s
6 REG LAWSON	4	22.9m	13.0m (1)	12.8m (1)	2:37.33	27.88s	29.42s
3 SONIC CHIP	5	23.8m	2.4m (1)	7.0m (1)	2:37.39	28.21s	29.90s

Finish Position and metres gained

First Arrow shows distance gain/loss from 2nd Qtr to 3rd Qtr,
Second Arrow shows distance gain/loss from 3rd Qtr to Finish
Blue arrow indicates best gain in these quarters.



Visual positions in race at 2nd Quarter



Visual positions in race at 3rd Quarter



Powered by
PJ

Harness Analyser

Sectional Analysis Software
Not just form | Free Trial

www.facebook.com/PJHarnessRacing



RISE Digital, Harness Racing Australia nor the provider accepts any responsibility for the completeness or accuracy of any of the information contained herein, and makes no representations about its suitability for any particular purpose. Users should make their own judgements about those matters and/or seek independent advice. You assume all risks associated with use of data provided on this page

Gloucester Park Race 8 Distance 2130m

Tuesday, 30 January 2024

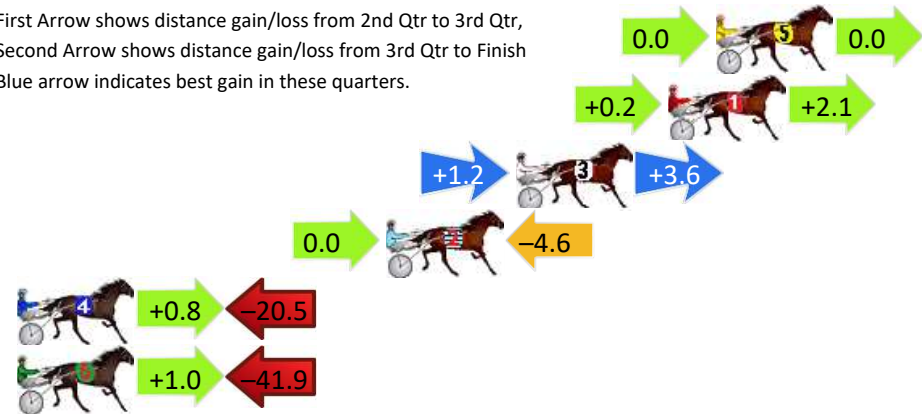
Gross Time: 2:37.50 MileRate: 1:59.00 LeadTime: 38.40s First Qtr: 31.60s Second Qtr: 30.30s Third Qtr: 29.30s Fourth Qtr: 27.90s

DATA TABLE: 800 / 400 Posi's are position from leader and (how wide the horse was at that position)

NoHorse	Plc	Mar	800 Posi	400 Posi	Time	3rd Qtr	4th Qt
5 VEGAS STRIP	1	0.0m	0.0m (0)	0.0m (0)	2:37.50	29.30s	27.90s
1 GOLDEN LODE	2	1.9m	4.2m (0)	4.0m (0)	2:37.64	29.28s	27.75s
3 MARBEECHSAM	3	8.0m	12.8m (0)	11.6m (1)	2:38.09	29.21s	27.65s
2 LIGHTFOOT LEIGH	4	13.2m	8.6m (0)	8.6m (0)	2:38.47	29.31s	28.22s
4 DUNAMIS	5	28.1m	8.4m (1)	7.6m (1)	2:39.56	29.28s	29.32s
6 HITCH HIKER	6	45.3m	4.4m (1)	3.4m (1)	2:40.82	29.30s	30.81s

Finish Position and metres gained

First Arrow shows distance gain/loss from 2nd Qtr to 3rd Qtr,
Second Arrow shows distance gain/loss from 3rd Qtr to Finish
Blue arrow indicates best gain in these quarters.



800

Visual positions in race at 2nd Quarter



400

Visual positions in race at 3rd Quarter



Powered by



Harness Analyser

Sectional Analysis Software

Not just form | Free Trial

www.facebook.com/PJHarnessRacing



RISE Digital, Harness Racing Australia nor the provider accepts any responsibility for the completeness or accuracy of any of the information contained herein, and makes no representations about its suitability for any particular purpose. Users should make their own judgements about those matters and/or seek independent advice. You assume all risks associated with use of data provided on this page

Gloucester Park Race 9 Distance 2130m

Tuesday, 30 January 2024

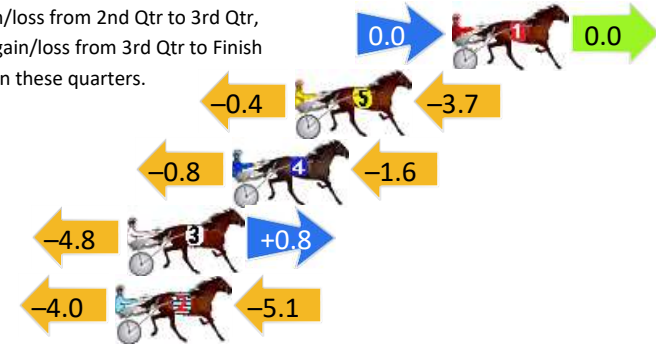
Gross Time: 2:40.00 MileRate: 2:00.90 LeadTime: 41.10s First Qtr: 32.10s Second Qtr: 29.20s Third Qtr: 28.20s Fourth Qtr: 29.40s

DATA TABLE: 800 / 400 Posi's are position from leader and (how wide the horse was at that position)

NoHorse	Plc	Mar	800 Posi	400 Posi	Time	3rd Qtr	4th Qt
1 PRINCESS MICKAYLA	1	0.0m	0.0m (0)	0.0m (0)	2:40.00	28.20s	29.40s
5 COPY OF PARIS	2	6.3m	2.2m (1)	2.6m (1)	2:40.49	28.22s	29.67s
4 STATE MY CASE	3	8.8m	6.4m (1)	7.2m (1)	2:40.68	28.25s	29.52s
3 KENDALL BEACH	4	13.0m	9.0m (0)	13.8m (0)	2:41.00	28.54s	29.34s
2 ABSOLUTE ROCK STAR	5	13.5m	4.4m (0)	8.4m (0)	2:41.04	28.48s	29.77s

Finish Position and metres gained

First Arrow shows distance gain/loss from 2nd Qtr to 3rd Qtr,
Second Arrow shows distance gain/loss from 3rd Qtr to Finish
Blue arrow indicates best gain in these quarters.



800

Visual positions in race at 2nd Quarter



400

Visual positions in race at 3rd Quarter



Powered by
PJ

Harness Analyser

Sectional Analysis Software
Not just form | Free Trial

www.facebook.com/PJHarnessRacing



RISE Digital, Harness Racing Australia nor the provider accepts any responsibility for the completeness or accuracy of any of the information contained herein, and makes no representations about its suitability for any particular purpose. Users should make their own judgements about those matters and/or seek independent advice. You assume all risks associated with use of data provided on this page