


Gloucester Park Race 1 Distance 2130m

Sunday, 31 December 2023

Gross Time: 2:38.90 MileRate: 2:00.10 LeadTime: 38.40s First Qtr: 30.80s Second Qtr: 30.50s Third Qtr: 29.70s Fourth Qtr: 29.50s

NoHorse	Plc	Mar	800 Posi	400 Posi	Time	3rd Qtr	4th Qtr
4 PATRIKIAR	1	0.0m	0.0m (1)	0.9m (1)	2:38.90	29.76s	29.44s
1 STARS OF GOLD	2	1.4m	4.9m (0)	4.4m (0)	2:39.01	29.66s	29.29s
10 SWEET VIVIENNE	3	2.2m	8.9m (0)	8.4m (0)	2:39.07	29.66s	29.05s
2 PONZI BEACH	4	4.1m	0.8m (0)	0.0m (0)	2:39.22	29.64s	29.82s
6 AMERICAN DUTCHES	5	9.2m	8.4m (1)	9.0m (1)	2:39.61	29.74s	29.55s
8 MADDY ROCKS	6	11.8m	16.8m (1)	14.5m (2)	2:39.81	29.52s	29.35s
11 CAPTAINS COTE	7	13.5m	13.3m (0)	13.9m (0)	2:39.94	29.74s	29.52s
7 BILLY TO THE MAX	8	14.8m	12.7m (1)	12.8m (1)	2:40.04	29.70s	29.70s
9 SHEHADI	9	18.0m	22.2m (0)	22.8m (0)	2:40.29	29.74s	29.21s
12 FIREBALL FRIDAY	10	18.6m	17.6m (0)	17.9m (0)	2:40.34	29.72s	29.62s
5 CHERRY ON THE CAK	11	25.6m	4.1m (1)	4.7m (1)	2:40.88	29.74s	31.14s

Finish Position and metres gained from 800m



PJ Harness Analyser

Sectional Analysis Software - Not just a formguide!

www.facebook.com/PJHarnessRacing

RISE Digital, Harness Racing Australia nor the provider accepts any responsibility for the completeness or accuracy of any of the information contained herein, and makes no representations about its suitability for any particular purpose. Users should make their own judgements about those matters and/or seek independent advice. You assume all risks associated with use of data provided on this page

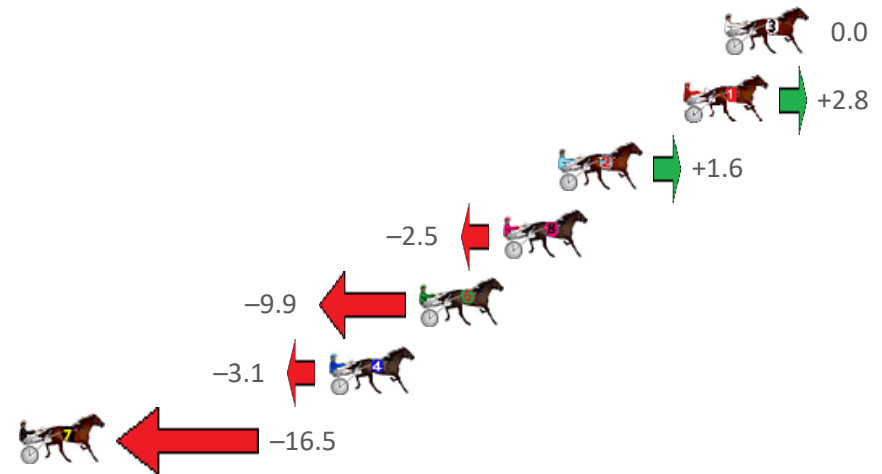
Gloucester Park Race 2 Distance 2130m

Sunday, 31 December 2023

Gross Time: 2:36.50 MileRate: 1:58.30 LeadTime: 38.00s First Qtr: 31.10s Second Qtr: 29.50s Third Qtr: 29.60s Fourth Qtr: 28.30s

NoHorse	Plc	Mar	800 Posi	400 Posi	Time	3rd Qtr	4th Qtr
3 CROWD CONTROL	1	0.0m	0.0m (0)	0.0m (0)	2:36.50	29.60s	28.30s
1 WASA HEAT SEEKER	2	1.6m	4.4m (0)	4.5m (0)	2:36.62	29.60s	28.10s
2 GALAXY WARRIOR	3	6.6m	8.2m (0)	8.6m (0)	2:36.99	29.62s	28.17s
8 ACUTO	4	8.8m	6.3m (1)	6.4m (1)	2:37.15	29.60s	28.49s
6 IFEEL SIKDARL	5	12.1m	2.2m (1)	2.5m (1)	2:37.40	29.62s	29.02s
4 PATH OF GOLD	6	15.7m	12.6m (0)	13.1m (0)	2:37.67	29.62s	28.53s
7 TEVARICH	7	33.4m	16.9m (0)	20.6m (0)	2:38.98	29.84s	29.30s

Finish Position and metres gained from 800m





PJ Harness Analyser

Sectional Analysis Software - Not just a formguide!

www.facebook.com/PJHarnessRacing



RISE Digital, Harness Racing Australia nor the provider accepts any responsibility for the completeness or accuracy of any of the information contained herein, and makes no representations about its suitability for any particular purpose. Users should make their own judgements about those matters and/or seek independent advice. You assume all risks associated with use of data provided on this page


Gloucester Park Race 3 Distance 2536m

Sunday, 31 December 2023

Gross Time: 3:10.50 MileRate: 2:00.90 LeadTime: 73.20s First Qtr: 31.70s Second Qtr: 30.20s Third Qtr: 28.30s Fourth Qtr: 27.10s

NoHorse	Plc	Mar	800 Posi	400 Posi	Time	3rd Qtr	4th Qtr
7 BRICKIES DREAM	1	0.0m	0.0m (0)	0.0m (0)	3:10.50	28.30s	27.10s
1 PER ARDUA AD ASTR	2	3.6m	4.0m (0)	4.1m (0)	3:10.76	28.30s	27.08s
10 FIREFLY	3	21.0m	8.0m (0)	8.1m (0)	3:12.00	28.30s	28.04s
11 EYE BETTER	4	23.0m	12.2m (0)	13.4m (0)	3:12.14	28.36s	27.82s
3 MACHLANI	5	24.3m	10.8m (1)	14.0m (1)	3:12.23	28.50s	27.87s
4 JILLIBY JAKE	6	29.2m	16.5m (0)	17.7m (0)	3:12.58	28.36s	27.96s
6 BLUE BLAZER	7	33.1m	15.1m (1)	18.3m (1)	3:12.86	28.50s	28.20s
9 HENWOOD BAY	8	34.5m	2.0m (1)	3.5m (1)	3:12.96	28.40s	29.32s
5 BATAVIA BLACKHOLE	9	36.9m	20.2m (0)	22.7m (0)	3:13.13	28.44s	28.17s
8 GRAN CHICO	10	39.3m	19.3m (1)	22.7m (1)	3:13.30	28.50s	28.34s
2 JUSTLIKE TURBO	11	42.7m	6.5m (1)	11.4m (2)	3:13.55	28.62s	29.36s

Finish Position and metres gained from 800m





PJ Harness Analyser

Sectional Analysis Software - Not just a formguide!

www.facebook.com/PJHarnessRacing



RISE Digital, Harness Racing Australia nor the provider accepts any responsibility for the completeness or accuracy of any of the information contained herein, and makes no representations about its suitability for any particular purpose. Users should make their own judgements about those matters and/or seek independent advice. You assume all risks associated with use of data provided on this page


Gloucester Park Race 4 Distance 2130m

Sunday, 31 December 2023

Gross Time: 2:40.50 MileRate: 2:01.20 LeadTime: 39.70s First Qtr: 31.50s Second Qtr: 31.10s Third Qtr: 29.10s Fourth Qtr: 29.10s

NoHorse	Plc	Mar	800 Posi	400 Posi	Time	3rd Qtr	4th Qtr
5 FRANCO MECCA	1	0.0m	0.0m (0)	0.0m (0)	2:40.50	29.10s	29.10s
1 LOUIE LEBEAU	2	4.7m	4.2m (0)	3.9m (0)	2:40.86	29.08s	29.18s
10 ELWADDELL	3	9.6m	8.6m (0)	8.0m (0)	2:41.23	29.06s	29.25s
4 TRITTRITTBANGBAN	4	11.7m	2.5m (1)	3.9m (1)	2:41.39	29.20s	29.71s
2 SHOOT THROUGH	5	13.3m	6.6m (1)	8.1m (1)	2:41.52	29.20s	29.53s
11 STRIKE MASTER	6	13.4m	12.7m (0)	12.2m (0)	2:41.52	29.06s	29.24s
3 ALFREDI	7	14.1m	10.8m (1)	5.6m (2)	2:41.58	28.72s	29.77s
8 JOE WITH THE FLOW	8	16.2m	14.9m (1)	12.2m (1)	2:41.74	28.90s	29.45s
12 ULTIMATE ROCKER	9	16.3m	17.2m (0)	16.6m (0)	2:41.74	29.06s	29.14s
9 SUNPATRA	10	22.6m	19.1m (1)	16.1m (1)	2:42.23	28.88s	29.66s
6 THE LIGHTNING STRI	11	24.7m	22.4m (0)	29.3m (0)	2:42.39	29.60s	28.87s

Finish Position and metres gained from 800m





PJ Harness Analyser

Sectional Analysis Software - Not just a formguide!

www.facebook.com/PJHarnessRacing



RISE Digital, Harness Racing Australia nor the provider accepts any responsibility for the completeness or accuracy of any of the information contained herein, and makes no representations about its suitability for any particular purpose. Users should make their own judgements about those matters and/or seek independent advice. You assume all risks associated with use of data provided on this page


Gloucester Park Race 5 Distance 2130m

Sunday, 31 December 2023

Gross Time: 2:35.60 MileRate: 1:57.50 LeadTime: 35.70s First Qtr: 28.70s Second Qtr: 30.60s Third Qtr: 29.50s Fourth Qtr: 31.10s

NoHorse	Plc	Mar	800 Posi	400 Posi	Time	3rd Qtr	4th Qtr
7 CHASING HILL	1	0.0m	0.0m (0)	0.0m (0)	2:35.60	29.50s	31.10s
6 COLORADO BANNER	2	0.2m	15.3m (2)	10.7m (1)	2:35.62	29.18s	30.31s
9 BEACH CAPTAIN	3	2.7m	2.5m (1)	3.2m (1)	2:35.82	29.56s	31.08s
8 HAPPICHAPPI	4	37.8m	20.2m (1)	26.3m (2)	2:38.67	30.00s	32.19s
3 SONIC CHIP	5	38.4m	9.0m (0)	23.6m (0)	2:38.72	30.62s	32.44s
2 BATAVIA STORM	6	42.4m	13.6m (0)	29.0m (1)	2:39.05	30.68s	32.37s
1 EL PASO DE MARKO	7	43.0m	18.3m (0)	32.2m (2)	2:39.10	30.58s	32.17s
5 LUKE ATTACK	8	89.3m	4.1m (0)	29.2m (0)	2:42.86	31.40s	36.16s
4 SIR BELVEDERE	9	180.1m	12.3m (1)	44.4m (1)	2:50.24	31.94s	42.40s

Finish Position and metres gained from 800m





PJ Harness Analyser

Sectional Analysis Software - Not just a formguide!

www.facebook.com/PJHarnessRacing



RISE Digital, Harness Racing Australia nor the provider accepts any responsibility for the completeness or accuracy of any of the information contained herein, and makes no representations about its suitability for any particular purpose. Users should make their own judgements about those matters and/or seek independent advice. You assume all risks associated with use of data provided on this page

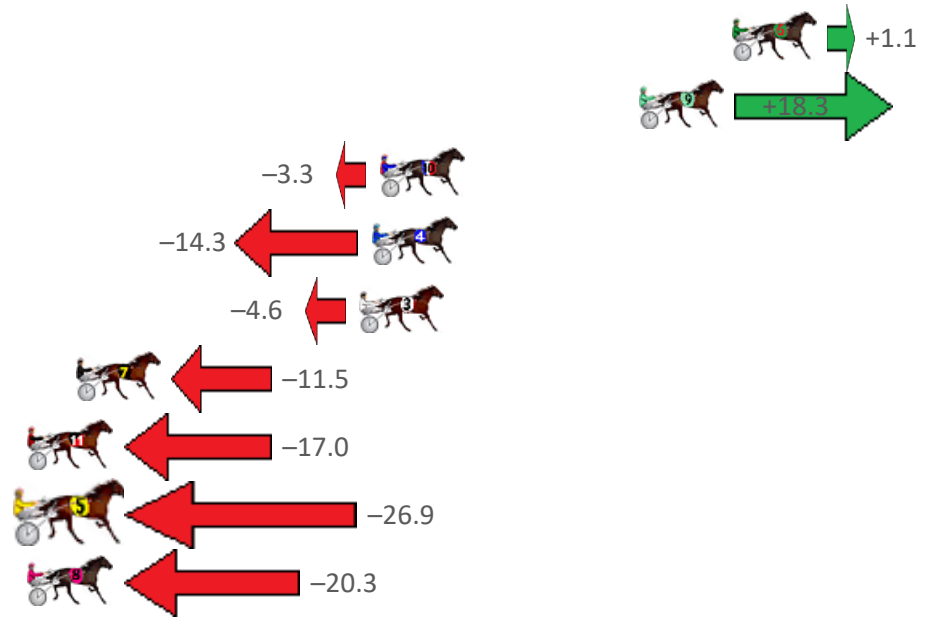
Gloucester Park Race 6 Distance 2130m

Sunday, 31 December 2023

Gross Time: 2:35.60 MileRate: 1:57.60 LeadTime: 36.30s First Qtr: 29.60s Second Qtr: 29.90s Third Qtr: 29.30s Fourth Qtr: 30.50s

NoHorse	Plc	Mar	800 Posi	400 Posi	Time	3rd Qtr	4th Qtr
6 INSTA GATOR	1	0.0m	1.1m (1)	0.0m (1)	2:35.60	29.22s	30.50s
9 MARBEECHSAM	2	3.7m	22.0m (1)	22.1m (3)	2:35.90	29.34s	29.15s
10 RAKERO RAIDER	3	14.0m	10.7m (0)	19.4m (0)	2:36.72	29.96s	30.18s
4 HEEZ GOOD AS GOL	4	14.3m	0.0m (0)	0.8m (0)	2:36.74	29.36s	31.58s
3 IMA AUSSIE ARTIST	5	14.8m	10.2m (1)	15.4m (2)	2:36.78	29.70s	30.54s
7 SKIPPIN CLASS	6	26.1m	14.6m (1)	19.1m (2)	2:37.68	29.66s	31.16s
11 TORREVEAN PINKY	7	32.1m	15.1m (0)	25.3m (0)	2:38.16	30.08s	31.18s
5 SLAMMA ALABAMA	8	32.1m	5.2m (1)	17.8m (1)	2:38.16	30.24s	31.74s
8 ARMA WARRIOR	9	40.4m	20.1m (0)	32.5m (0)	2:38.82	30.26s	31.31s

Finish Position and metres gained from 800m





PJ Harness Analyser

Sectional Analysis Software - Not just a formguide!

www.facebook.com/PJHarnessRacing



RISE Digital, Harness Racing Australia nor the provider accepts any responsibility for the completeness or accuracy of any of the information contained herein, and makes no representations about its suitability for any particular purpose. Users should make their own judgements about those matters and/or seek independent advice. You assume all risks associated with use of data provided on this page

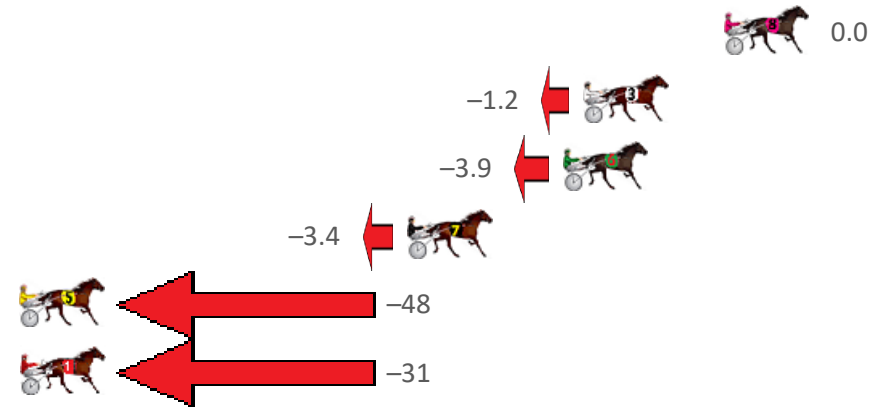
Gloucester Park Race 7 Distance 2130m

Sunday, 31 December 2023

Gross Time: 2:39.50 MileRate: 2:00.50 LeadTime: 36.60s First Qtr: 32.70s Second Qtr: 31.70s Third Qtr: 29.00s Fourth Qtr: 29.50s

NoHorse	Plc	Mar	800 Posi	400 Posi	Time	3rd Qtr	4th Qtr
8 UBEEN THUNDASTR	1	0.0m	0.0m (0)	0.0m (0)	2:39.50	29.00s	29.50s
3 BACK ON LINE	2	5.6m	4.4m (0)	4.7m (0)	2:39.93	29.02s	29.59s
6 JIMMY ROCKS	3	6.4m	2.5m (1)	2.5m (1)	2:39.99	29.00s	29.81s
7 OURFIRSTIMPRESSIO	4	12.6m	9.2m (0)	7.5m (1)	2:40.47	28.88s	29.93s
5 STRAUNYS SISTER	5	54.6m	6.9m (1)	13.0m (1)	2:43.72	29.44s	32.78s
1 BLACKSAMURAI	6	77.7m	46.9m (0)	50.9m (0)	2:45.51	29.32s	31.81s

Finish Position and metres gained from 800m





PJ Harness Analyser

Sectional Analysis Software - Not just a formguide!

www.facebook.com/PJHarnessRacing



RISE Digital, Harness Racing Australia nor the provider accepts any responsibility for the completeness or accuracy of any of the information contained herein, and makes no representations about its suitability for any particular purpose. Users should make their own judgements about those matters and/or seek independent advice. You assume all risks associated with use of data provided on this page


Gloucester Park Race 8 Distance 2130m

Sunday, 31 December 2023

Gross Time: 2:40.30 MileRate: 2:01.10 LeadTime: 38.80s First Qtr: 33.00s Second Qtr: 29.60s Third Qtr: 28.80s Fourth Qtr: 30.10s

NoHorse	Plc	Mar	800 Posi	400 Posi	Time	3rd Qtr	4th Qtr
2 CHASING COOPER	1	0.0m	0.0m (0)	0.0m (0)	2:40.30	28.80s	30.10s
7 REG LAWSON	2	2.5m	2.8m (1)	2.5m (1)	2:40.50	28.78s	30.12s
10 JACKY DARLING	3	5.8m	9.2m (0)	9.3m (0)	2:40.76	28.82s	29.88s
1 TORREVEAN VELOCE	4	5.8m	4.2m (0)	5.5m (0)	2:40.76	28.90s	30.16s
12 IM DRINKINDOUBLES	5	12.2m	10.9m (1)	13.1m (1)	2:41.26	28.98s	30.10s
5 STRAYLYA	6	12.2m	7.3m (1)	8.8m (1)	2:41.26	28.92s	30.42s
4 SWEETEST THING	7	12.5m	13.7m (0)	13.4m (0)	2:41.29	28.80s	30.11s
8 REDDY TO FLY	8	19.4m	16.2m (1)	14.6m (3)	2:41.83	28.71s	30.56s
9 THE SECOND FOURT	9	23.0m	21.5m (1)	20.0m (1)	2:42.11	28.72s	30.45s
3 FARRIERS TROUBLE	10	28.9m	20.1m (0)	18.6m (0)	2:42.58	28.72s	31.02s
11 CHILLIN	11	61.2m	2.0m (2)	14.5m (2)	2:45.12	29.72s	33.86s

Finish Position and metres gained from 800m





PJ Harness Analyser

Sectional Analysis Software - Not just a formguide!

www.facebook.com/PJHarnessRacing



RISE Digital, Harness Racing Australia nor the provider accepts any responsibility for the completeness or accuracy of any of the information contained herein, and makes no representations about its suitability for any particular purpose. Users should make their own judgements about those matters and/or seek independent advice. You assume all risks associated with use of data provided on this page

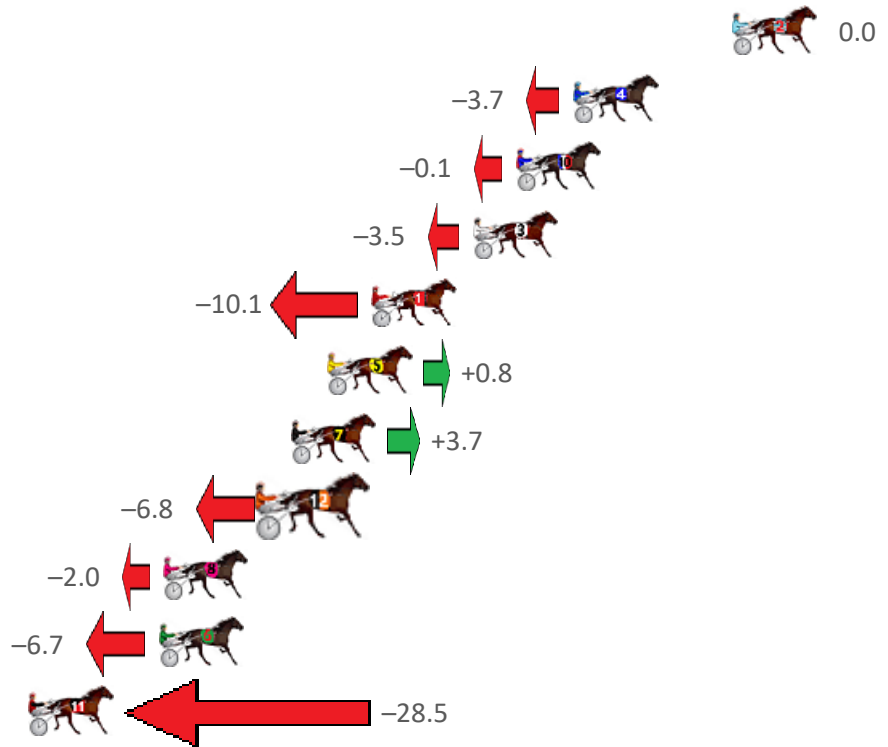
Gloucester Park Race 9 Distance 2130m

Sunday, 31 December 2023

Gross Time: 2:37.00 MileRate: 1:58.60 LeadTime: 38.10s First Qtr: 31.40s Second Qtr: 29.90s Third Qtr: 28.50s Fourth Qtr: 29.10s

NoHorse	Plc	Mar	800 Posi	400 Posi	Time	3rd Qtr	4th Qtr
2 STEREOGRAPHIC	1	0.0m	0.0m (0)	0.0m (0)	2:37.00	28.50s	29.10s
4 BEYOND BLING	2	6.3m	2.6m (1)	3.9m (1)	2:37.48	28.60s	29.30s
10 IM SPIDERMAN	3	8.6m	8.5m (0)	10.6m (0)	2:37.66	28.66s	29.00s
3 SIDSTREPO	4	10.3m	6.8m (1)	8.1m (1)	2:37.79	28.60s	29.30s
1 STELLA MAJOR	5	14.3m	4.2m (0)	6.7m (0)	2:38.09	28.68s	29.71s
5 BROOKIES JET	6	16.1m	16.9m (0)	16.9m (1)	2:38.23	28.51s	29.12s
7 BITOFDUTCHCOURA	7	17.5m	21.2m (0)	20.7m (0)	2:38.34	28.48s	28.96s
12 SKIPPYS DELIGHT	8	18.4m	11.6m (1)	12.3m (1)	2:38.40	28.56s	29.62s
8 HERE COMES SHARKI	9	22.6m	20.6m (1)	20.8m (1)	2:38.73	28.53s	29.33s
6 BAZZA MAC	10	22.8m	16.1m (1)	14.6m (2)	2:38.74	28.40s	29.80s
11 IMPRESSIVE SIGNS	11	41.2m	12.7m (0)	16.5m (0)	2:40.15	28.78s	31.07s

Finish Position and metres gained from 800m





PJ Harness Analyser

Sectional Analysis Software - Not just a formguide!

www.facebook.com/PJHarnessRacing



RISE Digital, Harness Racing Australia nor the provider accepts any responsibility for the completeness or accuracy of any of the information contained herein, and makes no representations about its suitability for any particular purpose. Users should make their own judgements about those matters and/or seek independent advice. You assume all risks associated with use of data provided on this page