

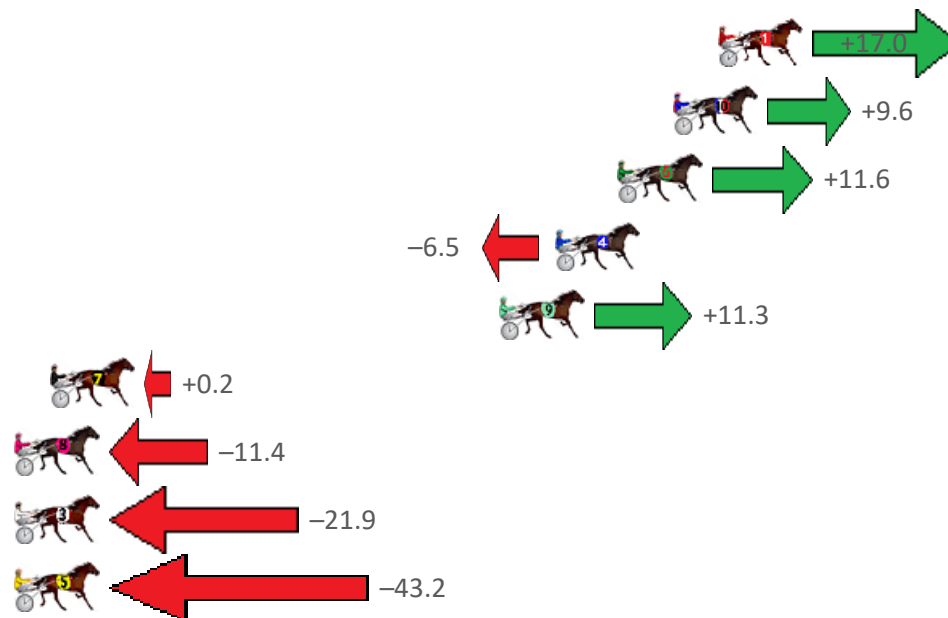
Pinjarra Race 1 Distance 2185m

Monday, 8 January 2024

Gross Time: 2:41.30 MileRate: 1:58.80 LeadTime: 42.80s First Qtr: 29.80s Second Qtr: 29.50s Third Qtr: 29.60s Fourth Qtr: 29.60s

NoHorse	Plc	Mar	800 Posi	400 Posi	Time	3rd Qtr	4th Qtr
1 KURIOUS BOY	1	0.0m	17.0m (0)	8.2m (1)	2:41.30	28.95s	29.00s
10 BUNDEGI BLUE	2	1.8m	11.4m (1)	0.0m (1)	2:41.44	28.76s	29.73s
6 PUSHBUTTON ROCK	3	4.0m	15.6m (1)	4.0m (1)	2:41.61	28.75s	29.60s
4 STATE MY CASE	4	6.5m	0.0m (0)	0.6m (0)	2:41.80	29.64s	30.03s
9 ROCK ROSIE ROCK	5	8.7m	20.0m (1)	6.2m (2)	2:41.98	28.58s	29.78s
7 COPY OF PARIS	6	26.6m	26.8m (0)	18.6m (1)	2:43.36	29.00s	30.19s
8 VYBRANT	7	33.0m	21.6m (0)	13.8m (1)	2:43.86	29.03s	31.01s
3 GO MARIO	8	34.3m	12.4m (0)	13.0m (0)	2:43.96	29.64s	31.17s
5 BACK ON LINE	9	51.4m	8.2m (0)	7.8m (0)	2:45.29	29.57s	32.81s

Finish Position and metres gained from 800m



PJ Harness Analyser

Sectional Analysis Software – Not just a formguide!

www.facebook.com/PJHarnessRacing



RISE Digital, Harness Racing Australia nor the provider accepts any responsibility for the completeness or accuracy of any of the information contained herein, and makes no representations about its suitability for any particular purpose. Users should make their own judgements about those matters and/or seek independent advice. You assume all risks associated with use of data provided on this page

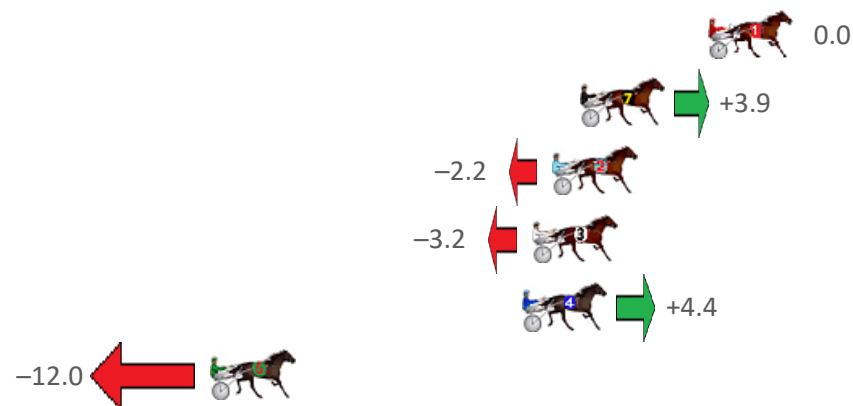
Pinjarra Race 2 Distance 1684m

Monday, 8 January 2024

Gross Time: 2:06.00 MileRate: 2:00.40 LeadTime: 5.70s First Qtr: 30.40s Second Qtr: 32.20s Third Qtr: 28.70s Fourth Qtr: 29.00s

NoHorse	Plc	Mar	800 Posi	400 Posi	Time	3rd Qtr	4th Qtr
1 JUSTMOREBLING	1	0.0m	0.0m (0)	0.0m (0)	2:06.00	28.70s	29.00s
7 SWEET ROSEY	2	5.1m	9.0m (0)	11.8m (0)	2:06.39	28.90s	28.52s
2 ANABETH	3	6.2m	4.0m (0)	5.2m (0)	2:06.47	28.79s	29.07s
3 PANDORAS ART	4	7.0m	3.8m (1)	4.8m (1)	2:06.53	28.77s	29.16s
4 PENTHOUSE	5	7.4m	11.8m (1)	11.8m (2)	2:06.56	28.70s	28.68s
6 SHALINI	6	19.8m	7.8m (1)	9.8m (1)	2:07.51	28.84s	29.72s

Finish Position and metres gained from 800m







Harness Analyser

Sectional Analysis Software – Not just a formguide!

www.facebook.com/PJHarnessRacing



RISE Digital, Harness Racing Australia nor the provider accepts any responsibility for the completeness or accuracy of any of the information contained herein, and makes no representations about its suitability for any particular purpose. Users should make their own judgements about those matters and/or seek independent advice. You assume all risks associated with use of data provided on this page


Pinjarra Race 3 Distance 2185m

Monday, 8 January 2024

Gross Time: 2:41.70 MileRate: 1:59.10 LeadTime: 42.20s First Qtr: 29.90s Second Qtr: 31.60s Third Qtr: 28.90s Fourth Qtr: 29.10s

NoHorse	Plc	Mar	800 Posi	400 Posi	Time	3rd Qtr	4th Qtr
7 STORM THE BEACH	1	0.0m	5.8m (2)	0.0m (1)	2:41.70	28.48s	29.10s
9 IMPERIUM	2	9.4m	6.2m (1)	3.0m (2)	2:42.42	28.67s	29.56s
6 ALTA EXPRESS	3	11.6m	0.0m (0)	0.2m (0)	2:42.59	28.91s	29.92s
11 STRAYLYA	4	13.1m	15.0m (1)	8.2m (2)	2:42.70	28.41s	29.45s
10 MANGO TANGO	5	21.9m	11.0m (1)	7.4m (3)	2:43.37	28.64s	30.15s
5 LIGHTFOOT LEIGH	6	23.1m	2.0m (1)	6.6m (1)	2:43.46	29.23s	30.29s
12 ALWAYS BE TEDDY	7	24.7m	19.2m (1)	13.0m (1)	2:43.59	28.45s	29.95s
1 HEEZ TRUE BLUE	8	26.6m	12.4m (0)	17.6m (1)	2:43.73	29.27s	29.75s
4 ELEPHANT ROCK	9	28.7m	4.0m (0)	9.4m (0)	2:43.89	29.28s	30.50s
8 KRIPKE	10	50.0m	17.0m (0)	22.0m (1)	2:45.52	29.25s	31.13s
2 JUST A HAPPY MAN	11	53.9m	8.4m (0)	20.2m (0)	2:45.81	29.74s	31.54s
3 INEEDA DRINK	12	66.0m	36.0m (0)	48.0m (0)	2:46.74	29.76s	30.40s

Finish Position and metres gained from 800m



PJ Harness Analyser

Sectional Analysis Software – Not just a formguide!

www.facebook.com/PJHarnessRacing



RISE Digital, Harness Racing Australia nor the provider accepts any responsibility for the completeness or accuracy of any of the information contained herein, and makes no representations about its suitability for any particular purpose. Users should make their own judgements about those matters and/or seek independent advice. You assume all risks associated with use of data provided on this page


Pinjarra Race 4 Distance 1684m

Monday, 8 January 2024

Gross Time: 2:02.10 MileRate: 1:56.70 LeadTime: 5.70s First Qtr: 28.30s Second Qtr: 29.60s Third Qtr: 29.60s Fourth Qtr: 28.90s

NoHorse	Plc	Mar	800 Posi	400 Posi	Time	3rd Qtr	4th Qtr
3 TRIGWELL ROAD	1	0.0m	0.0m (0)	0.0m (0)	2:02.10	29.60s	28.90s
10 ISLAND TEE REX	2	7.4m	15.0m (1)	12.8m (2)	2:02.66	29.44s	28.51s
9 SLAMMA ALABAMA	3	9.1m	12.0m (0)	13.4m (1)	2:02.79	29.70s	28.59s
8 MAXI PACKAGE	4	14.0m	7.0m (1)	5.4m (1)	2:03.16	29.49s	29.52s
1 IMA AUSSIE ARTIST	5	14.0m	8.0m (0)	8.6m (0)	2:03.16	29.65s	29.29s
12 STAR GLANCE	6	15.5m	10.0m (2)	8.8m (2)	2:03.28	29.52s	29.38s
6 HES THUNDER	7	16.4m	3.0m (1)	1.6m (1)	2:03.34	29.51s	29.96s
5 IM DRINKINDOUBLES	8	17.0m	6.0m (2)	4.6m (2)	2:03.39	29.51s	29.79s
11 REG LAWSON	9	20.4m	16.0m (0)	16.8m (0)	2:03.65	29.66s	29.16s
4 DREAM WALKER	10	29.0m	4.0m (0)	4.2m (0)	2:04.30	29.64s	30.68s
7 YANI YANI	11	32.5m	20.0m (0)	19.0m (1)	2:04.56	29.54s	29.87s
2 SPARKLING JEWELS	12	81.5m	11.0m (1)	9.4m (1)	2:08.28	29.55s	34.08s

Finish Position and metres gained from 800m



PJ Harness Analyser
Sectional Analysis Software – Not just a formguide!

www.facebook.com/PJHarnessRacing



RISE Digital, Harness Racing Australia nor the provider accepts any responsibility for the completeness or accuracy of any of the information contained herein, and makes no representations about its suitability for any particular purpose. Users should make their own judgements about those matters and/or seek independent advice. You assume all risks associated with use of data provided on this page


Pinjarra Race 5 Distance 1684m

Monday, 8 January 2024

Gross Time: 1:59.80 MileRate: 1:54.50 LeadTime: 5.50s First Qtr: 28.90s Second Qtr: 29.80s Third Qtr: 28.20s Fourth Qtr: 27.40s

NoHorse	Plc	Mar	800 Posi	400 Posi	Time	3rd Qtr	4th Qtr
6 ZEPHYRA	1	0.0m	0.0m (0)	0.0m (0)	1:59.80	28.20s	27.40s
4 QUATTROSE	2	6.5m	4.4m (0)	4.0m (0)	2:00.27	28.17s	27.57s
10 MACHS LEGACY	3	22.3m	17.6m (1)	19.0m (2)	2:01.41	28.30s	27.62s
9 ALFA PRINCESS	4	24.7m	13.6m (1)	16.8m (1)	2:01.58	28.43s	27.94s
5 GO HOME JO	5	25.9m	19.0m (0)	15.0m (0)	2:01.67	27.93s	28.14s
1 DANCE STEPS	6	26.0m	10.6m (0)	11.0m (2)	2:01.68	28.24s	28.42s
8 MAKE YOUR MARK	7	27.2m	14.6m (0)	9.6m (0)	2:01.76	27.87s	28.60s
7 THORIUM ENERGY	8	30.7m	3.4m (1)	7.6m (1)	2:02.01	28.51s	28.97s
3 EASTON ROBIN	9	36.6m	22.0m (1)	22.2m (0)	2:02.44	28.23s	28.38s
2 YANKEEDELIGHT	10	37.2m	9.0m (1)	13.8m (3)	2:02.48	28.56s	28.99s

Finish Position and metres gained from 800m



PJ Harness Analyser

Sectional Analysis Software – Not just a formguide!

www.facebook.com/PJHarnessRacing



RISE Digital, Harness Racing Australia nor the provider accepts any responsibility for the completeness or accuracy of any of the information contained herein, and makes no representations about its suitability for any particular purpose. Users should make their own judgements about those matters and/or seek independent advice. You assume all risks associated with use of data provided on this page

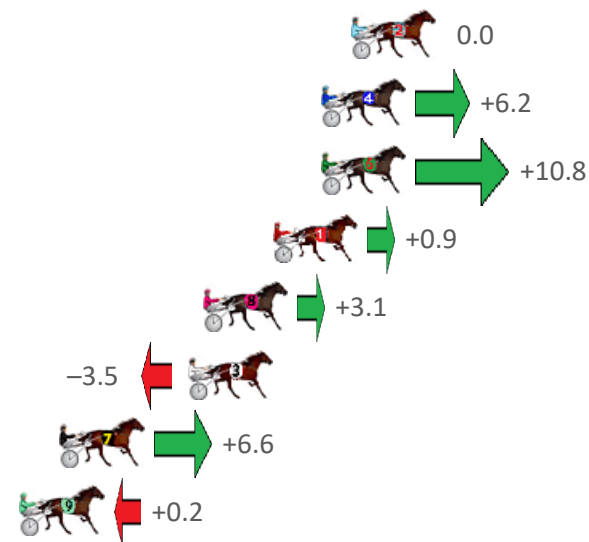
Pinjarra Race 6 Distance 2185m

Monday, 8 January 2024

Gross Time: 2:41.10 MileRate: 1:58.60 LeadTime: 42.90s First Qtr: 31.40s Second Qtr: 30.70s Third Qtr: 29.10s Fourth Qtr: 27.00s

NoHorse	Plc	Mar	800 Posi	400 Posi	Time	3rd Qtr	4th Qtr
2 BEACH CAPTAIN	1	0.0m	0.0m (0)	0.0m (0)	2:41.10	29.10s	27.00s
4 WASA HEAT SEEKER	2	1.2m	7.4m (1)	5.0m (2)	2:41.19	28.92s	26.74s
6 GALAXY WARRIOR	3	1.2m	12.0m (1)	9.2m (2)	2:41.19	28.88s	26.46s
1 COLORADO BANNER	4	3.1m	4.0m (0)	4.0m (0)	2:41.32	29.10s	26.94s
8 TERROR IN TEXAS	5	5.9m	9.0m (0)	8.2m (0)	2:41.52	29.04s	26.85s
3 HILARIOUS REIGN	6	6.5m	3.0m (1)	1.2m (1)	2:41.56	28.99s	27.36s
7 RAMBO RABBIT	7	11.6m	18.2m (0)	14.0m (1)	2:41.93	28.80s	26.84s
9 IDEAL WHITBY	8	13.2m	13.4m (0)	12.6m (0)	2:42.04	29.05s	27.04s

Finish Position and metres gained from 800m



PJ Harness Analyser

Sectional Analysis Software – Not just a formguide!

www.facebook.com/PJHarnessRacing



RISE Digital, Harness Racing Australia nor the provider accepts any responsibility for the completeness or accuracy of any of the information contained herein, and makes no representations about its suitability for any particular purpose. Users should make their own judgements about those matters and/or seek independent advice. You assume all risks associated with use of data provided on this page


Pinjarra Race 7 Distance 2185m

Monday, 8 January 2024

Gross Time: 2:37.40 MileRate: 1:55.90 LeadTime: 41.10s First Qtr: 30.20s Second Qtr: 28.80s Third Qtr: 29.80s Fourth Qtr: 27.50s

NoHorse	Plc	Mar	800 Posi	400 Posi	Time	3rd Qtr	4th Qtr
4 SOHO SANTORINI	1	0.0m	0.0m (0)	0.0m (0)	2:37.40	29.80s	27.50s
2 LIL HAPPY FELLA	2	10.5m	12.0m (0)	10.4m (1)	2:38.16	29.69s	27.51s
7 THE WATCH MAKER	3	18.9m	7.2m (1)	5.6m (2)	2:38.77	29.72s	28.41s
1 ANOTHERBIGMAN	4	28.0m	8.0m (0)	8.4m (0)	2:39.43	29.88s	28.84s
5 JACKPOT JOE	5	34.4m	3.0m (1)	4.4m (1)	2:39.89	29.99s	29.55s
3 ROBshaw	6	45.7m	4.0m (0)	4.4m (0)	2:40.71	29.95s	30.32s
6 PONTEVIVO	7	129.3m	80.0m (0)	100.0m (0)	2:46.76	31.31s	29.50s

Finish Position and metres gained from 800m



PJ Harness Analyser

Sectional Analysis Software – Not just a formguide!

www.facebook.com/PJHarnessRacing



RISE Digital, Harness Racing Australia nor the provider accepts any responsibility for the completeness or accuracy of any of the information contained herein, and makes no representations about its suitability for any particular purpose. Users should make their own judgements about those matters and/or seek independent advice. You assume all risks associated with use of data provided on this page

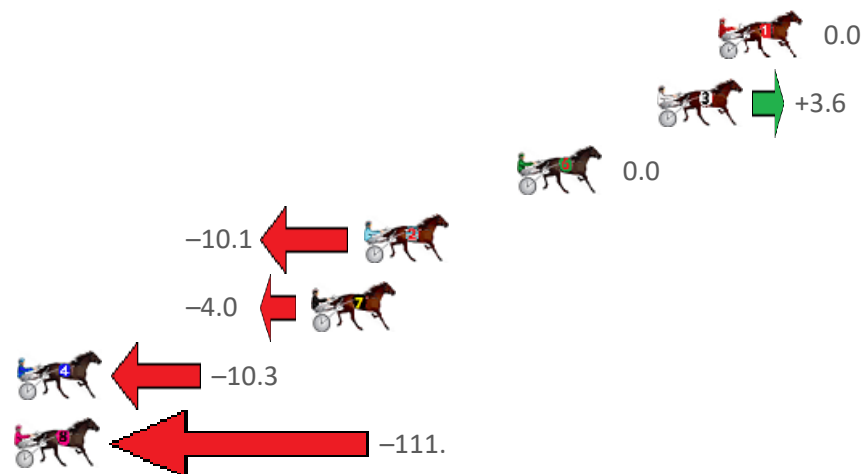
Pinjarra Race 8 Distance 2631m

Monday, 8 January 2024

Gross Time: 3:15.90 MileRate: 1:59.80 LeadTime: 78.50s First Qtr: 30.50s Second Qtr: 30.40s Third Qtr: 28.10s Fourth Qtr: 28.40s

NoHorse	Plc	Mar	800 Posi	400 Posi	Time	3rd Qtr	4th Qtr
1 ROCK ARTIST	1	0.0m	0.0m (0)	0.0m (0)	3:15.90	28.10s	28.40s
3 IDEALINGOLD	2	2.4m	6.0m (1)	3.8m (1)	3:16.08	27.95s	28.30s
6 CHEDDAR IS BETTER	3	8.0m	8.0m (0)	9.0m (0)	3:16.50	28.17s	28.33s
2 TROUBLE SUPREME	4	14.1m	4.0m (0)	4.4m (0)	3:16.95	28.12s	29.08s
7 GOLD HORSESHOE	5	16.2m	12.2m (0)	11.0m (1)	3:17.11	28.01s	28.77s
4 CHRYSOPRASE	6	27.9m	17.6m (0)	21.4m (0)	3:17.98	28.36s	28.86s
8 HOTFOOT IT	7	134.6m	23.2m (0)	30.0m (0)	3:25.94	28.54s	35.79s

Finish Position and metres gained from 800m



PJ Harness Analyser

Sectional Analysis Software – Not just a formguide!

www.facebook.com/PJHarnessRacing



RISE Digital, Harness Racing Australia nor the provider accepts any responsibility for the completeness or accuracy of any of the information contained herein, and makes no representations about its suitability for any particular purpose. Users should make their own judgements about those matters and/or seek independent advice. You assume all risks associated with use of data provided on this page


Pinjarra Race 9 Distance 2692m

Monday, 8 January 2024

Gross Time: 3:25.30 MileRate: 2:02.70 LeadTime: 83.70s First Qtr: 32.20s Second Qtr: 31.20s Third Qtr: 29.10s Fourth Qtr: 29.10s

No Horse	Plc	Mar	800 Posi	400 Posi	Time	3rd Qtr	4th Qtr
6 PATCHED	1	0.0m	6.8m (1)	0.0m (0)	3:25.30	28.61s	29.10s
7 ALDEBARAN SUNDO	2	0.1m	10.8m (1)	1.6m (1)	3:25.31	28.43s	28.99s
8 LUVAF LAIR	3	7.3m	8.2m (0)	17.4m (0)	3:25.86	29.77s	28.37s
3 POSSEIDON	4	13.3m	12.2m (0)	21.4m (1)	3:26.32	29.77s	28.51s
4 KYVALLEY CLICHY	5	28.9m	16.4m (0)	26.8m (0)	3:27.51	29.85s	29.25s
1 ELISH STAR	6	34.2m	4.0m (0)	15.8m (1)	3:27.91	29.95s	30.43s
2 YEA YOU	7	43.2m	0.0m (0)	12.6m (0)	3:28.60	30.01s	31.31s
9 SKY EAGLE	8	54.9m	2.2m (1)	24.8m (2)	3:29.49	30.73s	31.28s
5 LINE THE STARZZZ	9	89.6m	15.6m (1)	45.0m (0)	3:32.14	31.23s	32.33s

Finish Position and metres gained from 800m



PJ Harness Analyser

Sectional Analysis Software – Not just a formguide!

www.facebook.com/PJHarnessRacing



RISE Digital, Harness Racing Australia nor the provider accepts any responsibility for the completeness or accuracy of any of the information contained herein, and makes no representations about its suitability for any particular purpose. Users should make their own judgements about those matters and/or seek independent advice. You assume all risks associated with use of data provided on this page