

# Albany Race 1 Distance 2265m

Friday, 2 February 2024



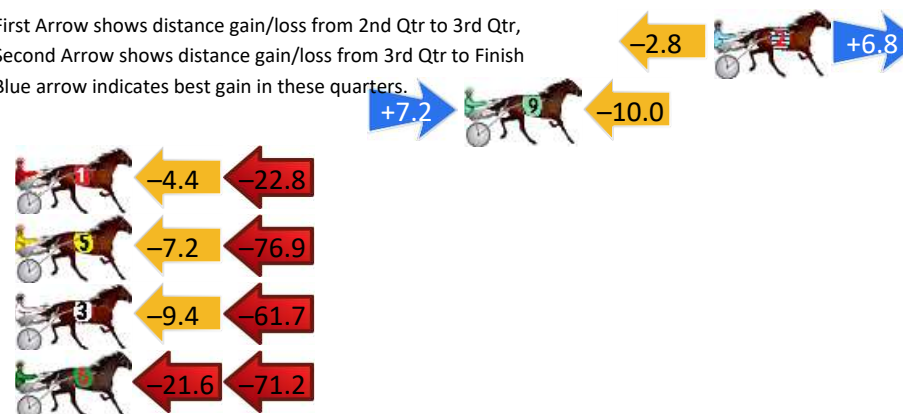
Gross Time: 2:47.20 MileRate: 1:58.80 LeadTime: 47.10s First Qtr: 29.90s Second Qtr: 30.30s Third Qtr: 30.40s Fourth Qtr: 29.50s

DATA TABLE: 800 / 400 Posi's are position from leader and (how wide the horse was at that position)

NoHorse	Plc	Mar	800 Posi	400 Posi	Time	3rd Qtr	4th Qt
2 DEL BOCAVISTA BAY	1	0.0m	4.0m (0)	6.8m (1)	2:47.20	30.60s	29.00s
9 PRINCESS KATIE	2	10.0m	7.2m (1)	0.0m (0)	2:47.97	29.88s	30.23s
1 PRINCE BENSON	3	35.6m	8.4m (0)	12.8m (0)	2:49.95	30.75s	31.17s
5 LIQUIDATOR	4	84.1m	0.0m (0)	7.2m (0)	2:53.70	31.02s	35.14s
3 LOWLANDS BEACH BOY	5	86.5m	15.4m (0)	24.8m (0)	2:53.89	31.17s	34.02s
6 ALTA MAGUIRE	6	95.8m	3.0m (1)	24.6m (1)	2:54.61	32.09s	34.72s

## Finish Position and metres gained

First Arrow shows distance gain/loss from 2nd Qtr to 3rd Qtr,  
Second Arrow shows distance gain/loss from 3rd Qtr to Finish  
Blue arrow indicates best gain in these quarters.



# Albany Race 2 Distance 2265m

Friday, 2 February 2024

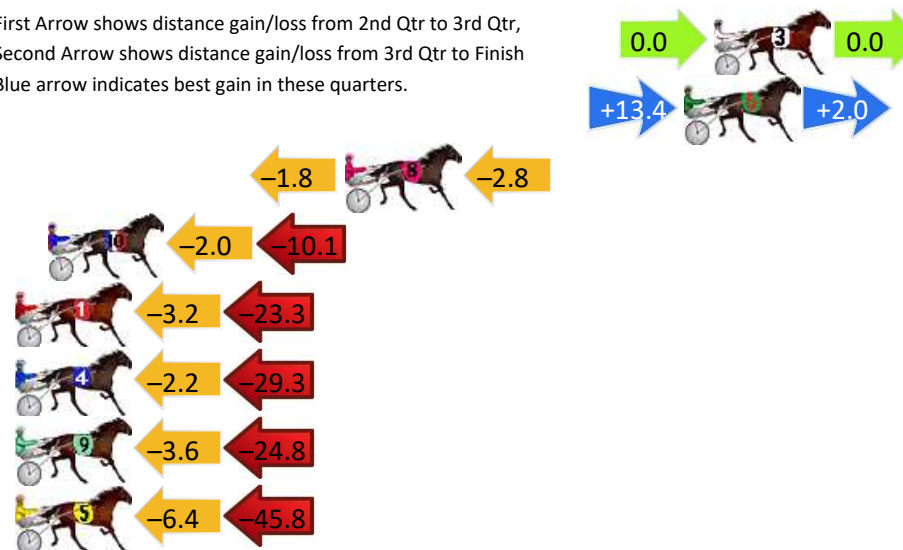
Gross Time: 2:49.90 MileRate: 2:00.70 LeadTime: 48.50s First Qtr: 30.20s Second Qtr: 30.10s Third Qtr: 30.30s Fourth Qtr: 30.80s

DATA TABLE: 800 / 400 Posi's are position from leader and (how wide the horse was at that position)

NoHorse	Plc	Mar	800 Posi	400 Posi	Time	3rd Qtr	4th Qt
3 QUINTESSANCE	1	0.0m	0.0m (0)	0.0m (0)	2:49.90	30.30s	30.80s
6 AMERICAN MONARCH	2	1.2m	16.6m (1)	3.2m (1)	2:50.00	29.28s	30.65s
8 CHALKY WHITE	3	14.8m	10.2m (0)	12.0m (0)	2:51.09	30.43s	31.01s
10 BRIGGS ON BOND	4	26.7m	14.6m (0)	16.6m (0)	2:52.05	30.45s	31.57s
1 MUMMAS LITTLE STAR	5	30.7m	4.2m (0)	7.4m (0)	2:52.37	30.53s	32.58s
4 INFRINGEMENTNOTICE	6	39.3m	7.8m (1)	10.0m (2)	2:53.07	30.45s	33.04s
9 UNEARTHED	7	40.2m	11.8m (1)	15.4m (1)	2:53.14	30.56s	32.70s
5 YOUR GRACE	8	56.0m	3.8m (1)	10.2m (1)	2:54.41	30.76s	34.31s

## Finish Position and metres gained

First Arrow shows distance gain/loss from 2nd Qtr to 3rd Qtr, Second Arrow shows distance gain/loss from 3rd Qtr to Finish  
Blue arrow indicates best gain in these quarters.



800

Visual positions in race at 2nd Quarter



400

Visual positions in race at 3rd Quarter



Powered by



Harness Analyser

Sectional Analysis Software

Not just form | Free Trial

[www.facebook.com/PJHarnessRacing](http://www.facebook.com/PJHarnessRacing)



RISE Digital, Harness Racing Australia nor the provider accepts any responsibility for the completeness or accuracy of any of the information contained herein, and makes no representations about its suitability for any particular purpose. Users should make their own judgements about those matters and/or seek independent advice. You assume all risks associated with use of data provided on this page

# Albany Race 3 Distance 1832m

Friday, 2 February 2024


Gross Time: 2:16.10 MileRate: 1:59.50 LeadTime: 14.40s First Qtr: 30.60s Second Qtr: 30.30s Third Qtr: 29.50s Fourth Qtr: 31.30s

DATA TABLE: 800 / 400 Posi's are position from leader and (how wide the horse was at that position)

NoHorse	Plc	Mar	800 Posi	400 Posi	Time	3rd Qtr	4th Qt
1 BATAVIA STREAMLINE	1	0.0m	4.0m (0)	4.2m (0)	2:16.10	29.52s	30.97s
5 PINK PARADE	2	2.1m	0.0m (0)	0.0m (0)	2:16.27	29.50s	31.46s
4 HELLO GORGEOUS	3	2.5m	4.2m (1)	7.2m (1)	2:16.30	29.74s	30.93s
10 CROWDED REACTOR	4	5.6m	13.0m (1)	12.0m (1)	2:16.56	29.44s	30.80s
2 TINSELTOWN	5	6.3m	8.0m (0)	8.2m (0)	2:16.62	29.52s	31.15s
9 SANFORD TILLY	6	7.6m	16.4m (0)	17.4m (1)	2:16.72	29.60s	30.54s
7 SPORTS CENTRAL	7	8.8m	12.0m (0)	12.4m (0)	2:16.82	29.54s	31.02s
3 BATAVIA BLACKHOLE	8	10.0m	0.2m (1)	2.6m (1)	2:16.92	29.66s	31.88s
6 OUR SURROGATE	9	16.5m	17.6m (1)	20.2m (2)	2:17.45	29.70s	31.01s
8 DEEP BLUE	10	41.9m	8.4m (1)	11.2m (2)	2:19.53	29.64s	33.69s

## Finish Position and metres gained

First Arrow shows distance gain/loss from 2nd Qtr to 3rd Qtr, Second Arrow shows distance gain/loss from 3rd Qtr to Finish Blue arrow indicates best gain in these quarters.



800

Visual positions in race at 2nd Quarter



400

Visual positions in race at 3rd Quarter

# Albany Race 4 Distance 1832m

Friday, 2 February 2024

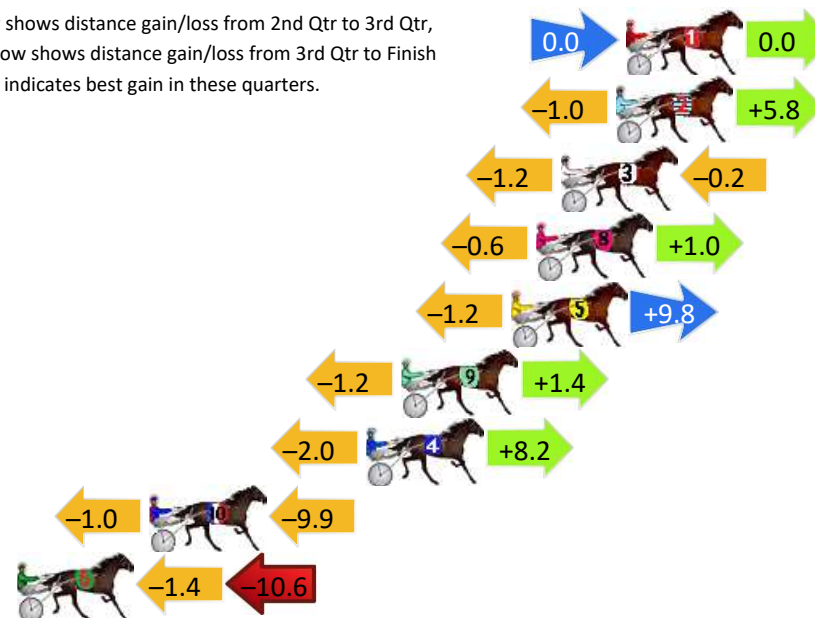
Gross Time: 2:15.80 MileRate: 1:59.30 LeadTime: 14.70s First Qtr: 31.20s Second Qtr: 31.80s Third Qtr: 29.90s Fourth Qtr: 28.20s

DATA TABLE: 800 / 400 Posi's are position from leader and (how wide the horse was at that position)

No	Horse	Plc	Mar	800 Posi	400 Posi	Time	3rd Qtr	4th Qt
1	THE BEACH MASTER	1	0.0m	0.0m (0)	0.0m (0)	2:15.80	29.90s	28.20s
2	KOOLBARDI NAVAJO	2	0.4m	5.2m (1)	6.2m (1)	2:15.83	29.96s	27.79s
3	CHILLIN	3	2.6m	1.2m (1)	2.4m (1)	2:15.99	29.99s	28.21s
8	SANFORD BART	4	3.6m	4.0m (0)	4.6m (0)	2:16.07	29.94s	28.13s
5	DIAMOND DANCE	5	4.6m	13.2m (1)	14.4m (1)	2:16.14	29.97s	27.51s
9	BAZAAR PACKAGE	6	9.0m	9.2m (1)	10.4m (1)	2:16.47	29.98s	28.10s
4	SANFORD HARRY	7	10.4m	16.6m (0)	18.6m (1)	2:16.57	30.03s	27.63s
10	MOVE OVER MISS	8	19.1m	8.2m (0)	9.2m (0)	2:17.22	29.99s	28.89s
6	ART REVIVAL	9	24.4m	12.4m (0)	13.8m (0)	2:17.61	30.02s	28.94s

## Finish Position and metres gained

First Arrow shows distance gain/loss from 2nd Qtr to 3rd Qtr,  
Second Arrow shows distance gain/loss from 3rd Qtr to Finish  
Blue arrow indicates best gain in these quarters.



800

Visual positions in race at 2nd Quarter



400

Visual positions in race at 3rd Quarter



Powered by



Harness Analyser

Sectional Analysis Software

Not just form | Free Trial

[www.facebook.com/PJHarnessRacing](http://www.facebook.com/PJHarnessRacing)



RISE Digital, Harness Racing Australia nor the provider accepts any responsibility for the completeness or accuracy of any of the information contained herein, and makes no representations about its suitability for any particular purpose. Users should make their own judgements about those matters and/or seek independent advice. You assume all risks associated with use of data provided on this page



# Albany Race 5 Distance 2265m

Friday, 2 February 2024


Gross Time: 2:50.40 MileRate: 2:01.00 LeadTime: 48.90s First Qtr: 33.00s Second Qtr: 31.60s Third Qtr: 28.10s Fourth Qtr: 28.80s

DATA TABLE: 800 / 400 Posi's are position from leader and (how wide the horse was at that position)

No	Horse	Plc	Mar	800 Posi	400 Posi	Time	3rd Qtr	4th Qt
2	ROCKANDROLLARTIST	1	0.0m	0.0m (0)	0.0m (0)	2:50.40	28.10s	28.80s
1	HIGHLY FLAMMABLE	2	2.2m	4.0m (0)	7.2m (0)	2:50.57	28.33s	28.44s
4	IDEAL TOMADO	3	3.2m	0.6m (1)	2.8m (1)	2:50.64	28.26s	28.83s
8	BEYOND BLING	4	5.7m	8.8m (1)	14.0m (2)	2:50.83	28.48s	28.21s
3	POCKETFUL OF OPALS	5	7.5m	4.6m (1)	11.6m (1)	2:50.97	28.60s	28.51s
7	KOLISI	6	7.8m	8.0m (0)	11.8m (0)	2:50.99	28.37s	28.51s
5	TRIPLE BRIE	7	11.8m	12.2m (0)	19.2m (1)	2:51.29	28.60s	28.27s
6	TUX AND TAILS	8	29.0m	16.4m (0)	28.0m (0)	2:52.59	28.92s	28.87s

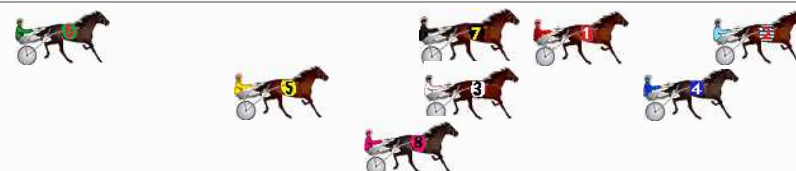
## Finish Position and metres gained

First Arrow shows distance gain/loss from 2nd Qtr to 3rd Qtr, Second Arrow shows distance gain/loss from 3rd Qtr to Finish  
Blue arrow indicates best gain in these quarters.



800

Visual positions in race at 2nd Quarter



400

Visual positions in race at 3rd Quarter



Powered by



Harness Analyser

Sectional Analysis Software

Not just form | Free Trial

[www.facebook.com/PJHarnessRacing](http://www.facebook.com/PJHarnessRacing)



RISE Digital, Harness Racing Australia nor the provider accepts any responsibility for the completeness or accuracy of any of the information contained herein, and makes no representations about its suitability for any particular purpose. Users should make their own judgements about those matters and/or seek independent advice. You assume all risks associated with use of data provided on this page

# Albany Race 6 Distance 2247m

Friday, 2 February 2024

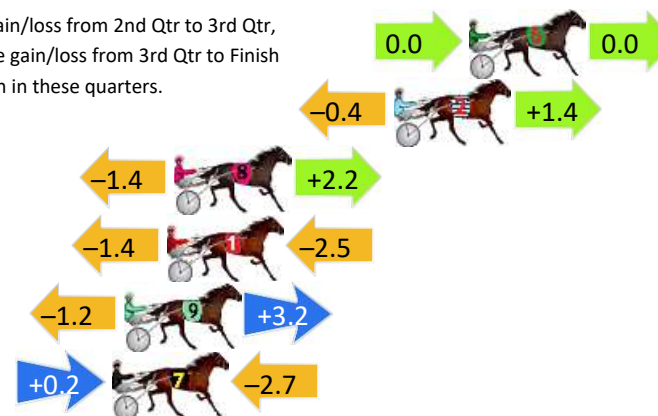
Gross Time: 2:55.10 MileRate: 2:03.80 LeadTime: 54.50s First Qtr: 32.30s Second Qtr: 30.40s Third Qtr: 28.40s Fourth Qtr: 29.50s

DATA TABLE: 800 / 400 Posi's are position from leader and (how wide the horse was at that position)

NoHorse	Plc	Mar	800 Posi	400 Posi	Time	3rd Qtr	4th Qt
6 GYPSY DRAGON	1	0.0m	0.0m (0)	0.0m (0)	2:55.10	28.40s	29.50s
2 AMELIA ROCKS	2	3.0m	4.0m (0)	4.4m (0)	2:55.33	28.43s	29.40s
8 MADDY MADDY	3	11.8m	12.6m (0)	14.0m (0)	2:56.01	28.50s	29.34s
1 HEAVENLY BLISS	4	12.1m	8.2m (0)	9.6m (0)	2:56.04	28.50s	29.68s
9 FIREFLY	5	13.8m	15.8m (1)	17.0m (1)	2:56.17	28.49s	29.27s
7 GOTA GOOD WARHOL	6	14.3m	11.8m (1)	11.6m (1)	2:56.21	28.38s	29.70s

## Finish Position and metres gained

First Arrow shows distance gain/loss from 2nd Qtr to 3rd Qtr,  
Second Arrow shows distance gain/loss from 3rd Qtr to Finish  
Blue arrow indicates best gain in these quarters.



800

Visual positions in race at 2nd Quarter



400

Visual positions in race at 3rd Quarter



Powered by



Harness Analyser

Sectional Analysis Software

Not just form | Free Trial

[www.facebook.com/PJHarnessRacing](http://www.facebook.com/PJHarnessRacing)



RISE Digital, Harness Racing Australia nor the provider accepts any responsibility for the completeness or accuracy of any of the information contained herein, and makes no representations about its suitability for any particular purpose. Users should make their own judgements about those matters and/or seek independent advice. You assume all risks associated with use of data provided on this page

# Albany Race 7 Distance 2265m

Friday, 2 February 2024

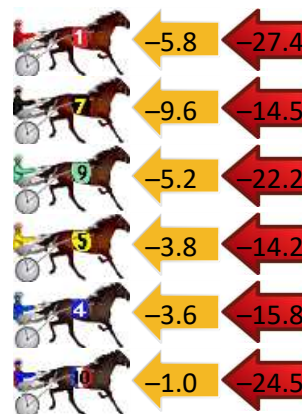
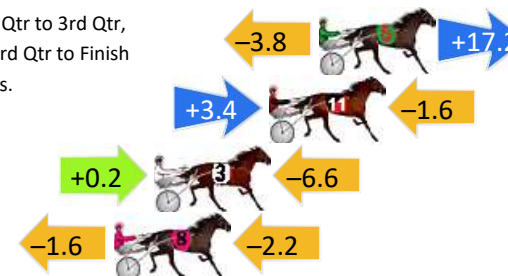
Gross Time: 2:51.70 MileRate: 2:02.00 LeadTime: 47.80s First Qtr: 30.60s Second Qtr: 30.60s Third Qtr: 30.60s Fourth Qtr: 32.10s

DATA TABLE: 800 / 400 Posi's are position from leader and (how wide the horse was at that position)

NoHorse	Plc	Mar	800 Posi	400 Posi	Time	3rd Qtr	4th Qt
6 CRACKA TINNY	1	0.0m	13.4m (0)	17.2m (2)	2:51.70	30.93s	30.73s
11 STEP IT UP	2	2.0m	3.8m (0)	0.4m (1)	2:51.87	30.33s	32.23s
3 SPEED FORCE	3	6.6m	0.2m (1)	0.0m (0)	2:52.25	30.57s	32.63s
8 ALTAIR STAR	4	8.2m	4.4m (1)	6.0m (1)	2:52.39	30.72s	32.28s
1 CYBER STORM	5	33.2m	0.0m (0)	5.8m (0)	2:54.48	31.00s	34.29s
7 ANYLOVEISGOODLOVE	6	33.3m	9.2m (0)	18.8m (0)	2:54.49	31.32s	33.26s
9 HUMDINGER	7	35.6m	8.2m (1)	13.4m (1)	2:54.68	30.96s	33.87s
5 SAVE THIS DANCE	8	35.8m	17.8m (0)	21.6m (1)	2:54.70	30.87s	33.23s
4 SUB MARINER	9	36.0m	16.6m (1)	20.2m (3)	2:54.72	30.85s	33.36s
10 GRAPELLIES BOY	10	37.7m	12.2m (1)	13.2m (2)	2:54.86	30.63s	34.06s

## Finish Position and metres gained

First Arrow shows distance gain/loss from 2nd Qtr to 3rd Qtr, Second Arrow shows distance gain/loss from 3rd Qtr to Finish Blue arrow indicates best gain in these quarters.



800

Visual positions in race at 2nd Quarter



400

Visual positions in race at 3rd Quarter



Powered by



Harness Analyser

Sectional Analysis Software

Not just form | Free Trial

www.facebook.com/PJHarnessRacing



RISE Digital, Harness Racing Australia nor the provider accepts any responsibility for the completeness or accuracy of any of the information contained herein, and makes no representations about its suitability for any particular purpose. Users should make their own judgements about those matters and/or seek independent advice. You assume all risks associated with use of data provided on this page

# Albany Race 8 Distance 1832m

Friday, 2 February 2024


Gross Time: 2:20.70 MileRate: 2:03.60 LeadTime: 15.20s First Qtr: 31.40s Second Qtr: 33.70s Third Qtr: 30.00s Fourth Qtr: 30.40s

DATA TABLE: 800 / 400 Posi's are position from leader and (how wide the horse was at that position)

No	Horse	Plc	Mar	800 Posi	400 Posi	Time	3rd Qtr	4th Qt
6	DILO SPIRIT	1	0.0m	6.6m (1)	0.6m (1)	2:20.70	29.55s	30.35s
2	JUST A PET	2	3.6m	4.2m (0)	4.8m (0)	2:20.99	30.05s	30.31s
1	ON GOLDEN ROAD	3	3.8m	0.0m (0)	0.0m (0)	2:21.00	30.00s	30.69s
10	CASSINI STAR	4	7.1m	20.8m (1)	15.0m (1)	2:21.26	29.57s	29.80s
9	ESCAPEFROMREALITY	5	14.2m	11.0m (1)	16.8m (2)	2:21.83	30.44s	30.20s
8	BETTORPAYUP	6	16.1m	12.6m (0)	17.0m (0)	2:21.98	30.33s	30.33s
4	BATAVIA NORTH	7	19.6m	16.2m (1)	20.2m (1)	2:22.26	30.30s	30.35s
3	TOP SHELF JAMIESON	8	23.5m	2.2m (1)	7.0m (1)	2:22.57	30.35s	31.65s
5	STORMBREAKER	9	30.4m	17.2m (0)	22.8m (0)	2:23.12	30.42s	30.97s
7	ALTACHAERA	10	135.7m	8.6m (0)	13.8m (3)	2:31.50	30.33s	39.61s

## Finish Position and metres gained

First Arrow shows distance gain/loss from 2nd Qtr to 3rd Qtr, Second Arrow shows distance gain/loss from 3rd Qtr to Finish  
Blue arrow indicates best gain in these quarters.



800

Visual positions in race at 2nd Quarter



400

Visual positions in race at 3rd Quarter



Powered by



Harness Analyser

Sectional Analysis Software

Not just form | Free Trial

[www.facebook.com/PJHarnessRacing](http://www.facebook.com/PJHarnessRacing)



RISE Digital, Harness Racing Australia nor the provider accepts any responsibility for the completeness or accuracy of any of the information contained herein, and makes no representations about its suitability for any particular purpose. Users should make their own judgements about those matters and/or seek independent advice. You assume all risks associated with use of data provided on this page