

Albany Race 1 Distance 2265m

Saturday, 10 February 2024


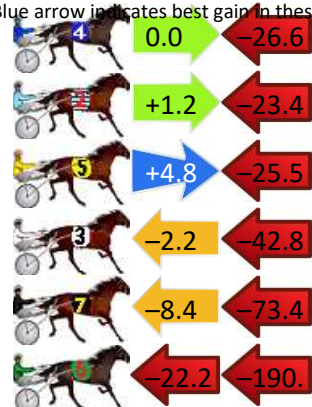
Gross Time: 2:49.60 MileRate: 2:00.50 LeadTime: 49.90s First Qtr: 31.20s Second Qtr: 30.30s Third Qtr: 28.70s Fourth Qtr: 29.50s

DATA TABLE: 800 / 400 Posi's are position from leader and (how wide the horse was at that position)

NoHorse	Plc	Mar	800 Posi	400 Posi	Time	3rd Qtr	4th Qt
1 SUGAR DELIGHT	1	0.0m	0.0m (0)	0.0m (0)	2:49.60	28.70s	29.50s
4 DOUBLE THE ANTE	2	32.4m	5.8m (0)	5.8m (0)	2:52.11	28.67s	31.45s
2 SANFORD SHIRLEY	3	33.6m	11.4m (0)	10.2m (0)	2:52.20	28.59s	31.22s
5 SWITCH BLADE	4	33.7m	13.0m (2)	8.2m (2)	2:52.21	28.33s	31.37s
3 CODENAME ELLIOT	5	48.4m	3.4m (1)	5.6m (1)	2:53.34	28.82s	32.64s
7 LOWLANDS BEACH BOY	6	105.4m	23.6m (1)	32.0m (1)	2:57.75	29.23s	34.88s
6 KENDALL BEACH	7	226.8m	13.8m (1)	36.0m (0)	3:07.14	30.12s	43.49s

Finish Position and metres gained

First Arrow shows distance gain/loss from 2nd Qtr to 3rd Qtr,
Second Arrow shows distance gain/loss from 3rd Qtr to Finish
Blue arrow indicates best gain in these quarters.



Visual positions in race at 2nd Quarter



Visual positions in race at 3rd Quarter



Albany Race 2 Distance 2265m

Saturday, 10 February 2024

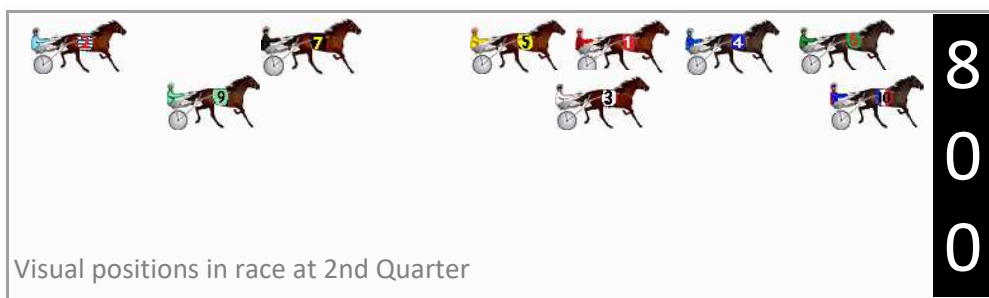
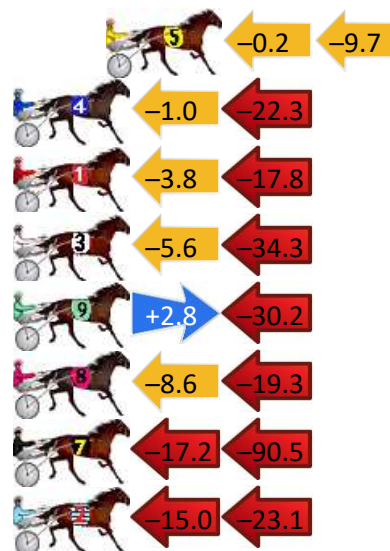
Gross Time: 2:48.30 MileRate: 1:59.60 LeadTime: 47.10s First Qtr: 32.20s Second Qtr: 29.70s Third Qtr: 28.30s Fourth Qtr: 31.00s

DATA TABLE: 800 / 400 Posi's are position from leader and (how wide the horse was at that position)

No	Horse	Plc	Mar	800 Posi	400 Posi	Time	3rd Qtr	4th Qt
6	STAR GLANCE	1	0.0m	1.2m (0)	1.4m (0)	2:48.30	28.32s	30.89s
10	BAZAAR PACKAGE	2	0.1m	0.0m (1)	0.0m (1)	2:48.31	28.30s	31.01s
5	DIAMOND DANCE	3	24.3m	14.4m (0)	14.6m (1)	2:50.27	28.28s	31.75s
4	RAPTOR RAIDER	4	29.1m	5.8m (0)	6.8m (1)	2:50.66	28.30s	32.72s
1	DONTWAKEMEUP	5	31.8m	10.2m (0)	14.0m (0)	2:50.88	28.52s	32.37s
3	SPEED FORCE	6	50.9m	11.0m (1)	16.6m (2)	2:52.43	28.60s	33.64s
9	BRIGGS ON BOND	7	54.0m	26.6m (1)	23.8m (1)	2:52.68	27.99s	33.33s
8	AMERICAN MONARCH	8	67.3m	39.4m (0)	48.0m (0)	2:53.76	28.87s	32.49s
7	AMELIA ROCKS	9	130.5m	22.8m (0)	40.0m (0)	2:58.88	29.26s	37.97s
2	CHALKY WHITE	10	213.1m	175.0m (0)	190.0m (0)	3:05.58	29.33s	32.78s

Finish Position and metres gained

First Arrow shows distance gain/loss from 2nd Qtr to 3rd Qtr, Second Arrow shows distance gain/loss from 3rd Qtr to Finish Blue arrow indicates best gain in these quarters.



Albany Race 3 Distance 2265m

Saturday, 10 February 2024


Gross Time: 2:51.90 MileRate: 2:02.10 LeadTime: 48.80s First Qtr: 31.60s Second Qtr: 31.60s Third Qtr: 29.30s Fourth Qtr: 30.60s

DATA TABLE: 800 / 400 Posi's are position from leader and (how wide the horse was at that position)

No	Horse	Plc	Mar	800 Posi	400 Posi	Time	3rd Qtr	4th Qt
9	BATAVIA BLACKHOLE	1	0.0m	12.8m (0)	12.2m (1)	2:51.90	29.28s	29.67s
7	MADDY MADDY	2	0.2m	4.6m (0)	4.0m (0)	2:51.92	29.26s	30.31s
4	TINSELTOWN	3	0.8m	4.4m (1)	4.4m (1)	2:51.96	29.31s	30.33s
8	GOTA GOOD WARHOL	4	4.8m	0.4m (1)	0.6m (1)	2:52.28	29.31s	30.92s
1	HELLO GORGEOUS	5	4.9m	0.0m (0)	0.0m (0)	2:52.29	29.29s	30.97s
11	STEP IT UP	6	5.4m	8.4m (1)	8.2m (1)	2:52.33	29.29s	30.39s
10	SANFORD TILLY	7	5.4m	17.2m (0)	15.2m (0)	2:52.33	29.17s	29.85s
5	TRIPLE BRIE	8	16.1m	17.0m (2)	12.6m (2)	2:53.19	28.97s	30.87s
2	MOVE OVER MISS	9	16.3m	8.8m (0)	8.2m (0)	2:53.21	29.24s	31.22s
3	DEEP BLUE	10	73.5m	12.8m (1)	20.2m (0)	2:57.79	29.76s	34.65s

Finish Position and metres gained

First Arrow shows distance gain/loss from 2nd Qtr to 3rd Qtr, Second Arrow shows distance gain/loss from 3rd Qtr to Finish Blue arrow indicates best gain in these quarters.



800

Visual positions in race at 2nd Quarter



400

Visual positions in race at 3rd Quarter



Powered by



Harness Analyser

Sectional Analysis Software

Not just form | Free Trial

www.facebook.com/PJHarnessRacing



RISE Digital, Harness Racing Australia nor the provider accepts any responsibility for the completeness or accuracy of any of the information contained herein, and makes no representations about its suitability for any particular purpose. Users should make their own judgements about those matters and/or seek independent advice. You assume all risks associated with use of data provided on this page

Albany Race 4 Distance 2265m

Saturday, 10 February 2024

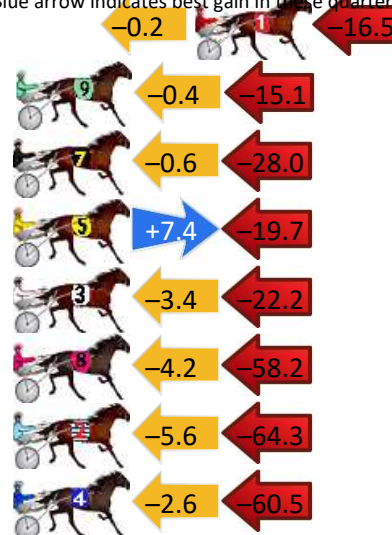
Gross Time: 2:44.70 MileRate: 1:57.00 LeadTime: 44.10s First Qtr: 31.60s Second Qtr: 30.50s Third Qtr: 29.70s Fourth Qtr: 28.80s

DATA TABLE: 800 / 400 Posi's are position from leader and (how wide the horse was at that position)

NoHorse	Plc	Mar	800 Posi	400 Posi	Time	3rd Qtr	4th Qt
6 CHASING HILL	1	0.0m	0.0m (0)	0.0m (0)	2:44.70	29.70s	28.80s
1 ALTA FREEWAY	2	20.7m	4.0m (0)	4.2m (0)	2:46.26	29.73s	29.98s
9 ROCKANDROLLARTIST	3	27.9m	12.4m (0)	12.8m (0)	2:46.81	29.75s	29.88s
7 BRODIE BOY	4	36.8m	8.2m (0)	8.8m (0)	2:47.48	29.77s	30.80s
5 SANFORD HARRY	5	37.1m	24.8m (0)	17.4m (0)	2:47.50	29.18s	30.21s
3 SANFORD BART	6	41.0m	15.4m (1)	18.8m (3)	2:47.80	29.97s	30.39s
8 THE BEACH MASTER	7	73.8m	11.4m (1)	15.6m (2)	2:50.28	30.07s	32.97s
2 YOUR GRACE	8	77.1m	7.2m (1)	12.8m (1)	2:50.53	30.18s	33.40s
4 ART REVIVAL	9	82.3m	19.2m (0)	21.8m (1)	2:50.92	29.96s	33.13s

Finish Position and metres gained

First Arrow shows distance gain/loss from 2nd Qtr to 3rd Qtr, Second Arrow shows distance gain/loss from 3rd Qtr to Finish Blue arrow indicates best gain in those quarters



800

Visual positions in race at 2nd Quarter



400

Visual positions in race at 3rd Quarter



Albany Race 5 Distance 2265m

Saturday, 10 February 2024

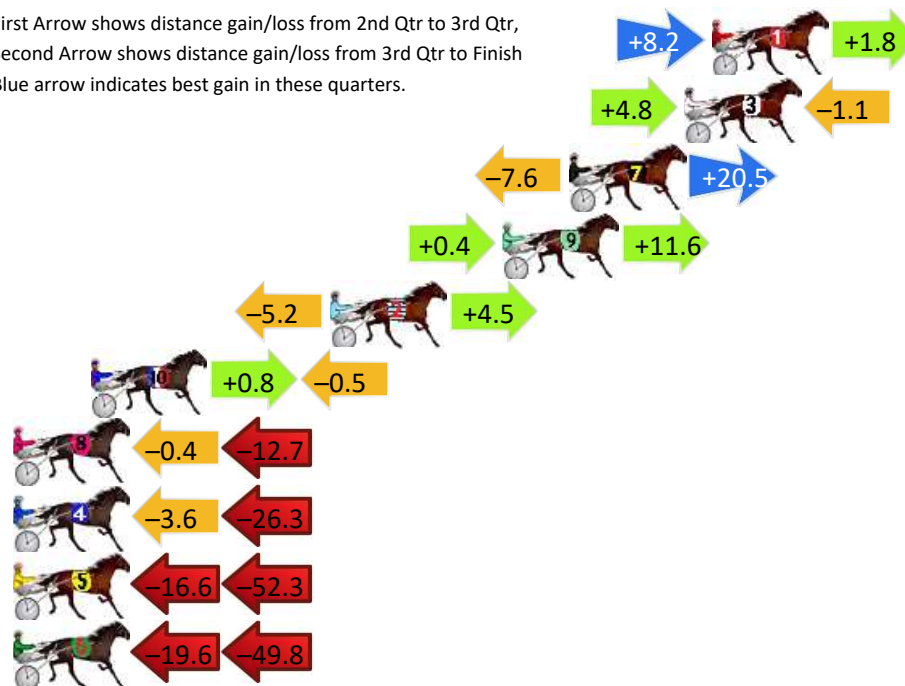
Gross Time: 2:46.90 MileRate: 1:58.60 LeadTime: 46.00s First Qtr: 30.30s Second Qtr: 30.30s Third Qtr: 29.50s Fourth Qtr: 30.80s

DATA TABLE: 800 / 400 Posi's are position from leader and (how wide the horse was at that position)

No	Horse	Plc	Mar	800 Posi	400 Posi	Time	3rd Qtr	4th Qt
1	KOLISI	1	0.0m	10.0m (0)	1.8m (2)	2:46.90	28.89s	30.66s
3	CHILLIN	2	1.1m	4.8m (0)	0.0m (1)	2:46.99	29.14s	30.88s
7	BEYOND BLING	3	5.7m	18.6m (1)	26.2m (2)	2:47.36	30.10s	29.23s
9	TUX AND TAILS	4	8.4m	20.4m (0)	20.0m (0)	2:47.58	29.49s	29.91s
2	HIGHLY FLAMMABLE	5	15.3m	14.6m (1)	19.8m (2)	2:48.13	29.90s	30.46s
10	OUR SURROGATE	6	24.9m	25.2m (0)	24.4m (0)	2:48.91	29.44s	30.84s
8	BATAVIA STREAMLINE	7	28.3m	15.2m (0)	15.6m (0)	2:49.18	29.51s	31.77s
4	GYPSY DRAGON	8	29.9m	0.0m (0)	3.6m (0)	2:49.31	29.73s	32.81s
5	FIREFLY	9	75.5m	6.6m (1)	23.2m (1)	2:52.98	30.66s	34.80s
6	NAVY STREET	10	80.0m	10.6m (1)	30.2m (2)	2:53.35	30.89s	34.61s

Finish Position and metres gained

First Arrow shows distance gain/loss from 2nd Qtr to 3rd Qtr, Second Arrow shows distance gain/loss from 3rd Qtr to Finish
Blue arrow indicates best gain in these quarters.



800

Visual positions in race at 2nd Quarter



400

Visual positions in race at 3rd Quarter



Powered by



Harness Analyser

Sectional Analysis Software

Not just form | Free Trial

www.facebook.com/PJHarnessRacing



RISE Digital, Harness Racing Australia nor the provider accepts any responsibility for the completeness or accuracy of any of the information contained herein, and makes no representations about its suitability for any particular purpose. Users should make their own judgements about those matters and/or seek independent advice. You assume all risks associated with use of data provided on this page

Albany Race 6 Distance 2265m

Saturday, 10 February 2024


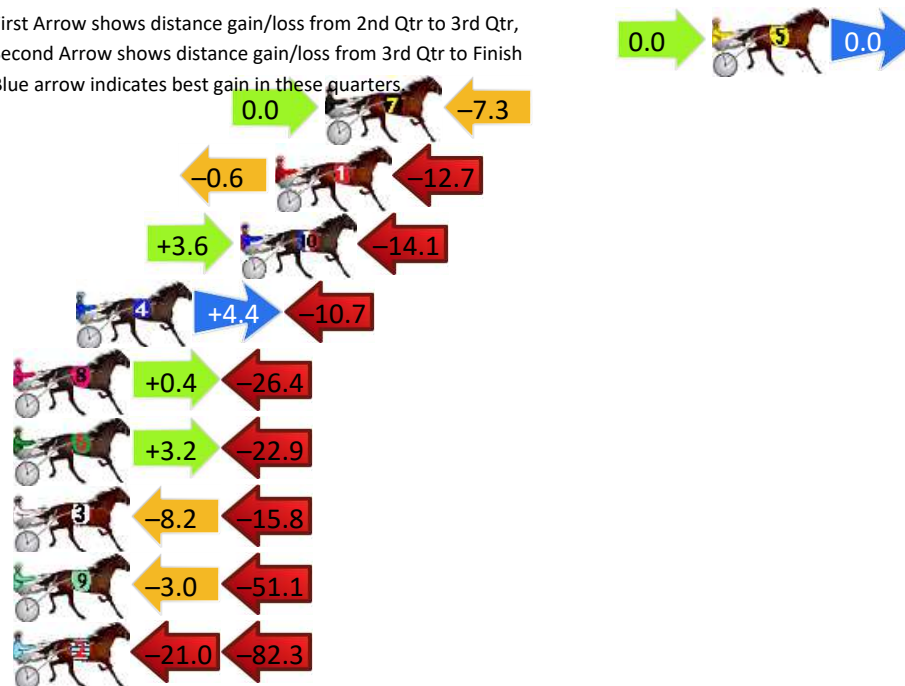
Gross Time: 2:51.20 MileRate: 2:01.70 LeadTime: 46.50s First Qtr: 32.00s Second Qtr: 32.50s Third Qtr: 29.70s Fourth Qtr: 30.50s

DATA TABLE: 800 / 400 Posi's are position from leader and (how wide the horse was at that position)

NoHorse	Plc	Mar	800 Posi	400 Posi	Time	3rd Qtr	4th Qt
5 SWANBOURNE SPUNK	1	0.0m	0.0m (0)	0.0m (0)	2:51.20	29.70s	30.50s
7 SPORTS CENTRAL	2	15.5m	8.2m (0)	8.2m (1)	2:52.44	29.69s	31.05s
1 SAVE THIS DANCE	3	17.5m	4.2m (0)	4.8m (0)	2:52.60	29.73s	31.46s
10 CROWDED REACTOR	4	18.9m	8.4m (2)	4.8m (2)	2:52.71	29.42s	31.57s
4 ANYLOVEISGOODLOVE	5	25.5m	19.2m (0)	14.8m (0)	2:53.24	29.36s	31.31s
8 CELEBRITY CHEF	6	30.0m	4.0m (2)	3.6m (1)	2:53.59	29.64s	32.50s
6 GRAPELLIES BOY	7	32.3m	12.6m (2)	9.4m (2)	2:53.78	29.44s	32.24s
3 CYBER STORM	8	32.6m	8.6m (1)	16.8m (1)	2:53.80	30.30s	31.70s
9 SUB MARINER	9	66.5m	12.4m (0)	15.4m (2)	2:56.51	29.87s	34.37s
2 UNEARTHED	10	104.1m	0.8m (1)	21.8m (0)	2:59.51	31.19s	36.74s

Finish Position and metres gained

First Arrow shows distance gain/loss from 2nd Qtr to 3rd Qtr, Second Arrow shows distance gain/loss from 3rd Qtr to Finish Blue arrow indicates best gain in these quarters



800

Visual positions in race at 2nd Quarter



400

Visual positions in race at 3rd Quarter



Powered by



Harness Analyser

Sectional Analysis Software

Not just form | Free Trial

www.facebook.com/PJHarnessRacing



RISE Digital, Harness Racing Australia nor the provider accepts any responsibility for the completeness or accuracy of any of the information contained herein, and makes no representations about its suitability for any particular purpose. Users should make their own judgements about those matters and/or seek independent advice. You assume all risks associated with use of data provided on this page

Albany Race 7 Distance 2265m

Saturday, 10 February 2024

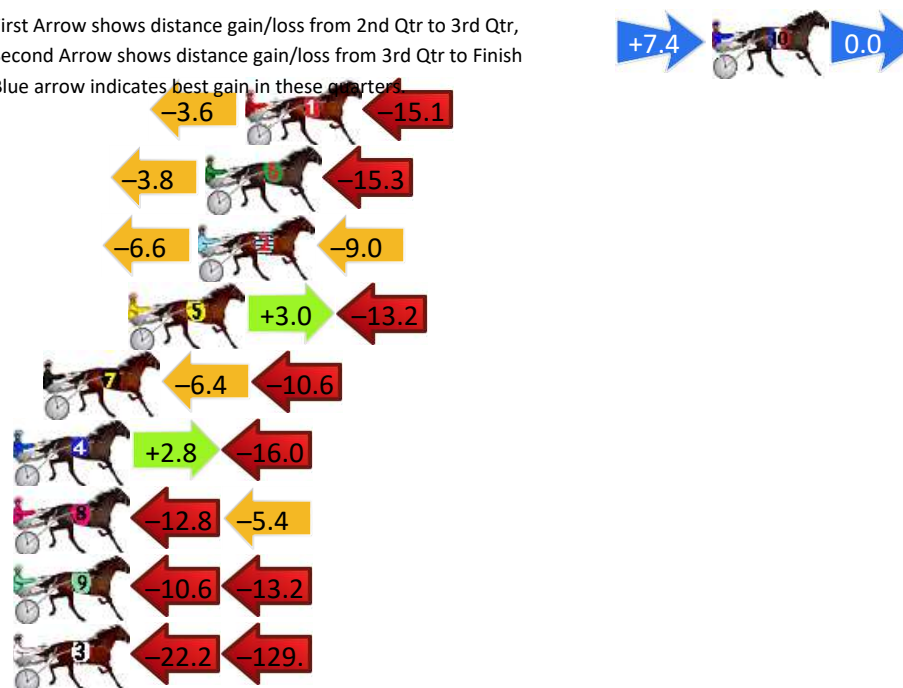
Gross Time: 2:54.80 MileRate: 2:04.20 LeadTime: 50.90s First Qtr: 33.40s Second Qtr: 32.80s Third Qtr: 28.50s Fourth Qtr: 29.20s

DATA TABLE: 800 / 400 Posi's are position from leader and (how wide the horse was at that position)

NoHorse	Plc	Mar	800 Posi	400 Posi	Time	3rd Qtr	4th Qt
10 GEORGIAS BLOSSOM	1	0.0m	7.4m (2)	0.0m (1)	2:54.80	27.97s	29.20s
1 JUST A PET	2	18.7m	0.0m (0)	3.6m (0)	2:56.23	28.75s	30.30s
6 THE THIRSTY VET	3	20.3m	1.2m (1)	5.0m (1)	2:56.35	28.76s	30.31s
2 BATAVIA NORTH	4	20.6m	5.0m (0)	11.6m (0)	2:56.38	28.97s	29.85s
5 ON GOLDEN ROAD	5	23.4m	13.2m (2)	10.2m (1)	2:56.59	28.27s	30.16s
7 MAJOR BUZZ	6	26.8m	9.8m (0)	16.2m (1)	2:56.85	28.95s	29.97s
4 CASSINI STAR	7	28.8m	15.6m (1)	12.8m (2)	2:57.01	28.29s	30.36s
8 LUCY HELEN	7	28.8m	10.6m (1)	23.4m (1)	2:57.01	29.41s	29.59s
9 BETTORPAYUP	9	38.0m	14.2m (0)	24.8m (0)	2:57.71	29.25s	30.16s
3 ESCAPEFROMREALITY	10	157.7m	5.8m (1)	28.0m (1)	3:06.88	29.98s	38.62s

Finish Position and metres gained

First Arrow shows distance gain/loss from 2nd Qtr to 3rd Qtr,
Second Arrow shows distance gain/loss from 3rd Qtr to Finish
Blue arrow indicates best gain in these quarters



800

Visual positions in race at 2nd Quarter



400

Visual positions in race at 3rd Quarter



Powered by



Harness Analyser

Sectional Analysis Software

Not just form | Free Trial

www.facebook.com/PJHarnessRacing



RISE Digital, Harness Racing Australia nor the provider accepts any responsibility for the completeness or accuracy of any of the information contained herein, and makes no representations about its suitability for any particular purpose. Users should make their own judgements about those matters and/or seek independent advice. You assume all risks associated with use of data provided on this page