

Bunbury Race 1 Distance 2100m

Saturday, 3 February 2024

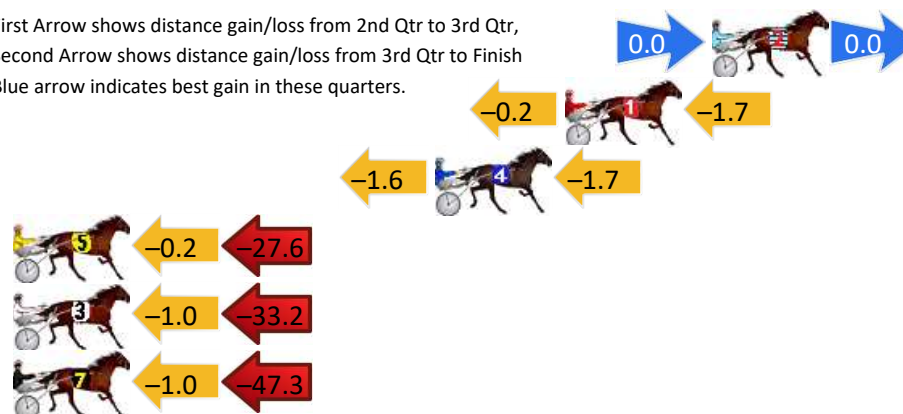
Gross Time: 2:38.40 MileRate: 2:01.40 LeadTime: 36.30s First Qtr: 32.00s Second Qtr: 31.00s Third Qtr: 30.70s Fourth Qtr: 28.40s

DATA TABLE: 800 / 400 Posi's are position from leader and (how wide the horse was at that position)

NoHorse	Plc	Mar	800 Posi	400 Posi	Time	3rd Qtr	4th Qt
2 BONNE AMOUR	1	0.0m	0.0m (0)	0.0m (0)	2:38.40	30.70s	28.40s
1 FRANKENSTEINSBRIDE	2	5.9m	4.0m (0)	4.2m (0)	2:38.84	30.72s	28.52s
4 STATE MY CASE	3	11.1m	7.8m (1)	9.4m (1)	2:39.23	30.82s	28.52s
5 BROOKVALEGIRL	4	39.8m	12.0m (0)	12.2m (2)	2:41.37	30.79s	30.35s
3 ABSOLUTE ROCK STAR	5	42.2m	8.0m (0)	9.0m (0)	2:41.55	30.87s	30.74s
7 KENDALL BEACH	6	51.9m	3.6m (1)	4.6m (1)	2:42.27	30.91s	31.74s

Finish Position and metres gained

First Arrow shows distance gain/loss from 2nd Qtr to 3rd Qtr,
Second Arrow shows distance gain/loss from 3rd Qtr to Finish
Blue arrow indicates best gain in these quarters.



800

Visual positions in race at 2nd Quarter



400

Visual positions in race at 3rd Quarter



Powered by



Harness Analyser

Sectional Analysis Software

Not just form | Free Trial

www.facebook.com/PJHarnessRacing



RISE Digital, Harness Racing Australia nor the provider accepts any responsibility for the completeness or accuracy of any of the information contained herein, and makes no representations about its suitability for any particular purpose. Users should make their own judgements about those matters and/or seek independent advice. You assume all risks associated with use of data provided on this page

Bunbury Race 2 Distance 2100m

Saturday, 3 February 2024

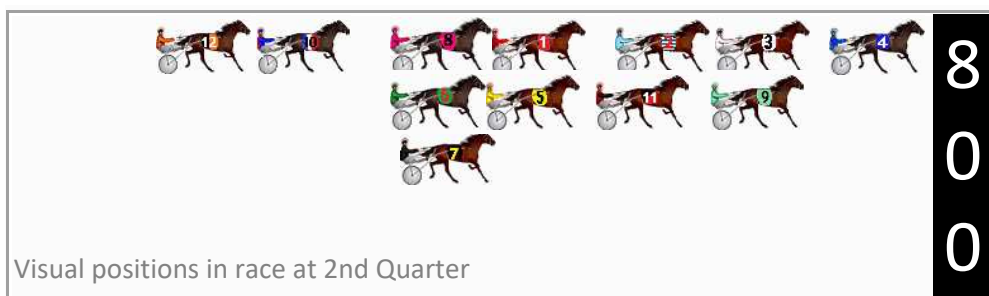

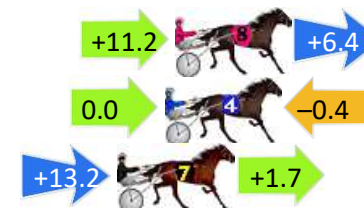
Gross Time: 2:35.20 MileRate: 1:58.90 LeadTime: 35.50s First Qtr: 31.20s Second Qtr: 30.30s Third Qtr: 29.30s Fourth Qtr: 28.90s

DATA TABLE: 800 / 400 Posi's are position from leader and (how wide the horse was at that position)

No	Horse	Plc	Mar	800 Posi	400 Posi	Time	3rd Qtr	4th Qt
8	LOUIS ROUGE	1	0.0m	17.6m (0)	6.4m (1)	2:35.20	28.49s	28.44s
4	MORE SASS	2	0.4m	0.0m (0)	0.0m (0)	2:35.23	29.30s	28.93s
7	LORD TITANIUM	3	2.3m	17.2m (2)	4.0m (0)	2:35.37	28.34s	28.78s
2	TIMES TICKIN	4	30.8m	8.6m (0)	21.8m (1)	2:37.54	30.26s	29.55s
11	BEERSHEBAS SHADOW	5	32.7m	9.4m (1)	17.6m (1)	2:37.68	29.90s	29.98s
6	ISLAND TEE REX	6	53.6m	17.6m (1)	10.0m (0)	2:39.27	28.77s	32.03s
5	GALEOCERDO CUVIER	7	58.6m	13.8m (1)	22.4m (2)	2:39.64	29.94s	31.50s
1	SANFORD ASH	8	69.1m	13.6m (0)	37.4m (0)	2:40.44	31.04s	31.18s
10	MINNENOOKA	9	75.2m	23.0m (0)	42.6m (1)	2:40.90	30.73s	31.24s
12	TRUNKEY FETCH	10	77.5m	27.0m (0)	41.6m (0)	2:41.08	30.37s	31.48s
3	SUN AND SAND	11	87.7m	4.6m (0)	20.6m (0)	2:41.85	30.49s	33.72s
9	JINGLING JEWELS	12	253.1m	4.8m (1)	31.0m (1)	2:54.40	31.31s	44.86s

Finish Position and metres gained

First Arrow shows distance gain/loss from 2nd Qtr to 3rd Qtr, Second Arrow shows distance gain/loss from 3rd Qtr to Finish Blue arrow indicates best gain in these quarters.



Visual positions in race at 2nd Quarter



Visual positions in race at 3rd Quarter

Bunbury Race 3 Distance 1609m

Saturday, 3 February 2024

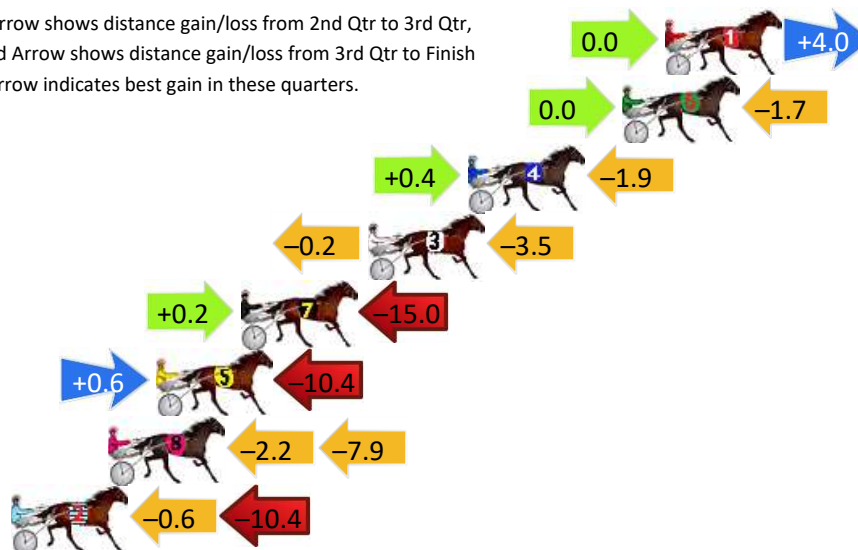
Gross Time: 1:57.00 MileRate: 1:57.00 LeadTime: 0.00s First Qtr: 28.50s Second Qtr: 30.00s Third Qtr: 29.20s Fourth Qtr: 29.40s

DATA TABLE: 800 / 400 Posi's are position from leader and (how wide the horse was at that position)

NoHorse	Plc	Mar	800 Posi	400 Posi	Time	3rd Qtr	4th Qt
1 COLORADO BANNER	1	0.0m	4.0m (0)	4.0m (0)	1:57.00	29.20s	29.11s
6 BRODIE BOY	2	1.7m	0.0m (0)	0.0m (0)	1:57.13	29.20s	29.52s
4 CATCH THE RED EYE	3	7.9m	6.4m (1)	6.0m (1)	1:57.61	29.17s	29.54s
3 TRUNKEY CARRAWA	4	11.9m	8.2m (0)	8.4m (0)	1:57.92	29.21s	29.66s
7 STIRUP IRON JACK	5	17.0m	2.2m (1)	2.0m (1)	1:58.31	29.18s	30.50s
5 SMOKEYS SHADOW	6	20.4m	10.6m (1)	10.0m (1)	1:58.57	29.15s	30.16s
8 RAMBO RABBIT	7	22.3m	12.2m (0)	14.4m (0)	1:58.72	29.36s	29.98s
2 FEELING EMPATHY	8	26.2m	15.2m (1)	15.8m (1)	1:59.02	29.24s	30.16s

Finish Position and metres gained

First Arrow shows distance gain/loss from 2nd Qtr to 3rd Qtr,
Second Arrow shows distance gain/loss from 3rd Qtr to Finish
Blue arrow indicates best gain in these quarters.



800

Visual positions in race at 2nd Quarter



400

Visual positions in race at 3rd Quarter



Powered by



Harness Analyser

Sectional Analysis Software

Not just form | Free Trial

www.facebook.com/PJHarnessRacing



RISE Digital, Harness Racing Australia nor the provider accepts any responsibility for the completeness or accuracy of any of the information contained herein, and makes no representations about its suitability for any particular purpose. Users should make their own judgements about those matters and/or seek independent advice. You assume all risks associated with use of data provided on this page

Bunbury Race 4 Distance 2100m

Saturday, 3 February 2024


Gross Time: 2:37.90 MileRate: 2:01.00 LeadTime: 37.20s First Qtr: 33.00s Second Qtr: 29.70s Third Qtr: 28.20s Fourth Qtr: 29.80s

DATA TABLE: 800 / 400 Posi's are position from leader and (how wide the horse was at that position)

NoHorse	Plc	Mar	800 Posi	400 Posi	Time	3rd Qtr	4th Qt
4 HAYWIRE	1	0.0m	0.0m (0)	0.0m (0)	2:37.90	28.20s	29.80s
6 AZTERIAN	2	6.8m	2.4m (1)	5.0m (1)	2:38.43	28.38s	29.93s
1 BEALAWYER	3	7.1m	5.0m (0)	8.4m (0)	2:38.45	28.45s	29.70s
8 HEART OF SAHARA	4	7.4m	9.2m (0)	13.2m (0)	2:38.48	28.50s	29.37s
12 JIMMY RECARD	5	13.9m	13.8m (0)	18.0m (0)	2:38.99	28.51s	29.50s
9 THEYCALL ME STOOGIE	6	15.3m	15.0m (1)	15.2m (2)	2:39.09	28.21s	29.81s
5 LIGHTFOOT LEIGH	7	15.7m	7.0m (1)	10.0m (1)	2:39.13	28.40s	30.22s
10 TROOPINGOFTHECOLOR	8	17.0m	18.8m (1)	10.4m (3)	2:39.23	27.58s	30.29s
3 FLYNSCOTSMAN	9	20.8m	22.4m (0)	29.6m (0)	2:39.52	28.74s	29.15s
11 IDEAL WHITBY	10	21.5m	22.6m (1)	15.6m (3)	2:39.58	27.68s	30.24s
2 FRANCESCO	11	23.7m	11.0m (1)	10.2m (2)	2:39.75	28.12s	30.80s
7 THE DARK NIGHT	12	26.4m	18.2m (0)	22.8m (0)	2:39.96	28.52s	30.07s

Finish Position and metres gained

First Arrow shows distance gain/loss from 2nd Qtr to 3rd Qtr,
Second Arrow shows distance gain/loss from 3rd Qtr to Finish
Blue arrow indicates best gain in these quarters.



800

Visual positions in race at 2nd Quarter



400

Visual positions in race at 3rd Quarter



Powered by



Harness Analyser

Sectional Analysis Software

Not just form | Free Trial

www.facebook.com/PJHarnessRacing



RISE Digital, Harness Racing Australia nor the provider accepts any responsibility for the completeness or accuracy of any of the information contained herein, and makes no representations about its suitability for any particular purpose. Users should make their own judgements about those matters and/or seek independent advice. You assume all risks associated with use of data provided on this page

Bunbury Race 5 Distance 2503m

Saturday, 3 February 2024


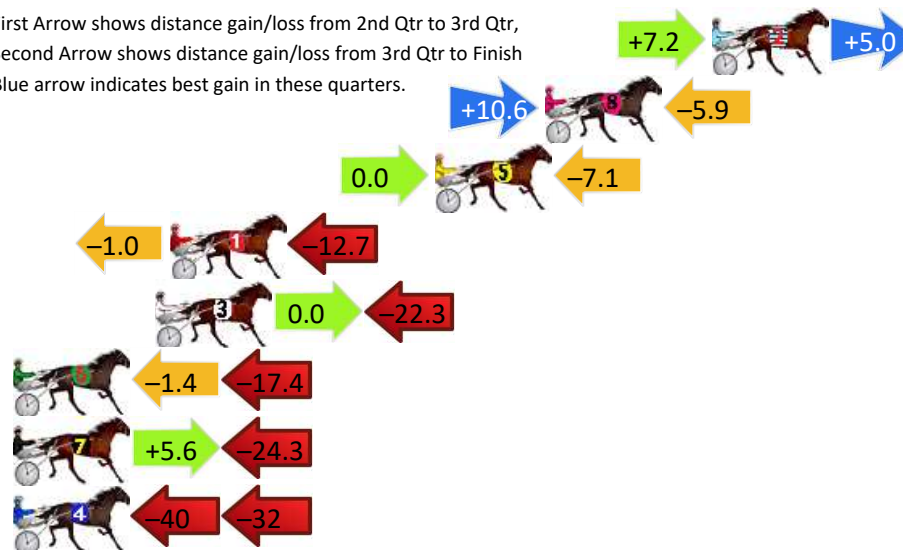
Gross Time: 3:11.70 MileRate: 2:03.30 LeadTime: 70.80s First Qtr: 32.10s Second Qtr: 30.20s Third Qtr: 29.40s Fourth Qtr: 29.20s

DATA TABLE: 800 / 400 Posi's are position from leader and (how wide the horse was at that position)


NoHorse	Plc	Mar	800 Posi	400 Posi	Time	3rd Qtr	4th Qt
2 BONSCO CIRCUS	1	0.0m	12.2m (0)	5.0m (1)	3:11.70	28.87s	28.84s
8 IM THE BEST	2	6.7m	11.4m (1)	0.8m (1)	3:12.21	28.63s	29.63s
5 SKIPPYS DELIGHT	3	11.1m	4.0m (0)	4.0m (0)	3:12.55	29.40s	29.72s
1 AXLE ROCKS	4	21.7m	8.0m (0)	9.0m (0)	3:13.36	29.48s	30.12s
3 BET ON THE RIVER	5	22.3m	0.0m (0)	0.0m (0)	3:13.41	29.41s	30.82s
6 MEGA MACH	6	35.0m	16.2m (0)	17.6m (1)	3:14.38	29.51s	30.46s
7 TORPEDO ROCK	7	37.3m	18.6m (1)	13.0m (1)	3:14.56	29.00s	30.96s
4 JOHNNY LOMBO	8	331.2m	260.0m (0)	300.0m (0)	3:37.07	32.32s	31.46s

Finish Position and metres gained

First Arrow shows distance gain/loss from 2nd Qtr to 3rd Qtr,
Second Arrow shows distance gain/loss from 3rd Qtr to Finish
Blue arrow indicates best gain in these quarters.



Visual positions in race at 2nd Quarter



Visual positions in race at 3rd Quarter



Bunbury Race 6 Distance 2569m

Saturday, 3 February 2024

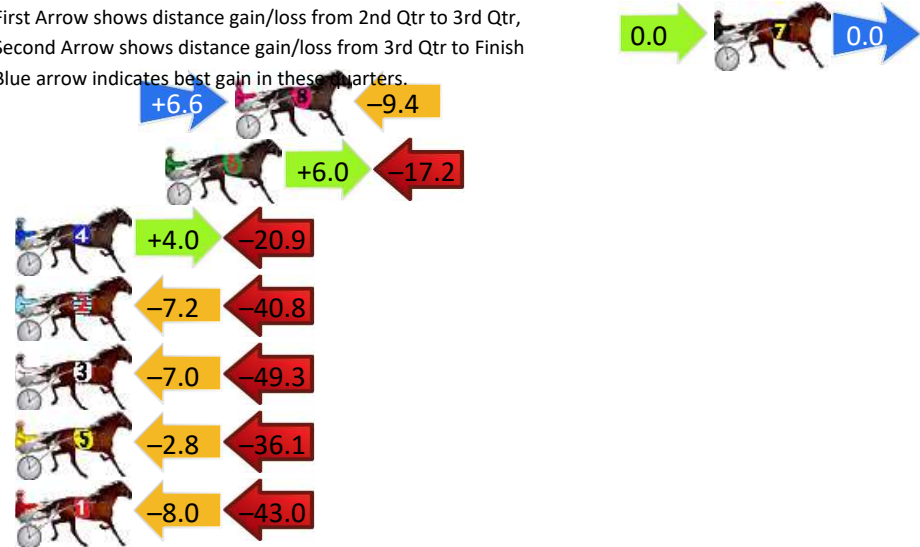
Gross Time: 3:12.20 MileRate: 2:00.40 LeadTime: 71.60s First Qtr: 32.00s Second Qtr: 30.90s Third Qtr: 29.00s Fourth Qtr: 28.70s

DATA TABLE: 800 / 400 Posi's are position from leader and (how wide the horse was at that position)

NoHorse	Plc	Mar	800 Posi	400 Posi	Time	3rd Qtr	4th Qt
7 FRANCO ECUADOR	1	0.0m	0.0m (0)	0.0m (0)	3:12.20	29.00s	28.70s
8 THE RIGHTEOUS	2	19.2m	16.4m (1)	9.8m (1)	3:13.65	28.53s	29.37s
6 FRANCO WESTERN	3	22.0m	10.8m (1)	4.8m (0)	3:13.86	28.58s	29.93s
4 GORDON	4	35.5m	18.6m (2)	14.6m (1)	3:14.87	28.72s	30.19s
2 GENERAL JOLT	5	56.2m	8.2m (0)	15.4m (0)	3:16.43	29.53s	31.61s
3 RICHIE REACTOR	6	60.5m	4.2m (0)	11.2m (0)	3:16.76	29.52s	32.22s
5 ALFA PRINCE	7	61.3m	22.4m (0)	25.2m (1)	3:16.82	29.21s	31.28s
1 GOOD TIMES AHEAD	8	64.0m	13.0m (0)	21.0m (0)	3:17.02	29.59s	31.77s

Finish Position and metres gained

First Arrow shows distance gain/loss from 2nd Qtr to 3rd Qtr,
Second Arrow shows distance gain/loss from 3rd Qtr to Finish
Blue arrow indicates best gain in these quarters.



800

Visual positions in race at 2nd Quarter



400

Visual positions in race at 3rd Quarter



Powered by



Harness Analyser

Sectional Analysis Software

Not just form | Free Trial

www.facebook.com/PJHarnessRacing



RISE Digital, Harness Racing Australia nor the provider accepts any responsibility for the completeness or accuracy of any of the information contained herein, and makes no representations about its suitability for any particular purpose. Users should make their own judgements about those matters and/or seek independent advice. You assume all risks associated with use of data provided on this page

Bunbury Race 7 Distance 1609m

Saturday, 3 February 2024


Gross Time: 1:58.10 MileRate: 1:58.10 LeadTime: 0.00s First Qtr: 28.50s Second Qtr: 30.10s Third Qtr: 30.20s Fourth Qtr: 29.40s

DATA TABLE: 800 / 400 Posi's are position from leader and (how wide the horse was at that position)

NoHorse	Plc	Mar	800 Posi	400 Posi	Time	3rd Qtr	4th Qt
11 MAJOR CORRIDA	1	0.0m	21.6m (1)	14.0m (3)	1:58.10	29.62s	28.38s
1 SWEET SASSYMOLASSY	2	7.1m	4.0m (0)	4.0m (0)	1:58.65	30.20s	29.63s
2 TENACIOUS GEORGE	3	7.5m	0.0m (0)	0.0m (0)	1:58.68	30.21s	29.95s
10 MISS STEFANI	4	10.5m	17.2m (1)	12.8m (2)	1:58.91	29.87s	29.23s
8 MAJIC BAY	5	16.2m	8.0m (0)	8.0m (0)	1:59.35	30.21s	30.00s
3 LILLY LAGUNA	6	17.3m	8.0m (1)	4.4m (1)	1:59.43	29.95s	30.34s
6 SUNPATRA	7	17.7m	25.6m (1)	19.0m (3)	1:59.46	29.71s	29.30s
12 GEARSINAWHIRL	8	17.8m	15.8m (0)	17.0m (1)	1:59.47	30.29s	29.46s
4 FIRST AIRBORNE	9	24.9m	21.4m (0)	18.0m (0)	2:00.02	29.95s	29.90s
9 ASHIMA	10	29.4m	12.0m (0)	12.2m (0)	2:00.37	30.23s	30.66s
5 OCTAVIA	11	33.7m	12.4m (1)	9.2m (1)	2:00.70	29.99s	31.19s

Finish Position and metres gained

First Arrow shows distance gain/loss from 2nd Qtr to 3rd Qtr, Second Arrow shows distance gain/loss from 3rd Qtr to Finish
Blue arrow indicates best gain in these quarters.



800

Visual positions in race at 2nd Quarter



400

Visual positions in race at 3rd Quarter



Powered by



Harness Analyser

Sectional Analysis Software

Not just form | Free Trial

www.facebook.com/PJHarnessRacing



RISE Digital, Harness Racing Australia nor the provider accepts any responsibility for the completeness or accuracy of any of the information contained herein, and makes no representations about its suitability for any particular purpose. Users should make their own judgements about those matters and/or seek independent advice. You assume all risks associated with use of data provided on this page

Bunbury Race 8 Distance 2100m

Saturday, 3 February 2024

Gross Time: 2:39.20

MileRate: 2:02.00

LeadTime: 37.20s

First Qtr: 32.70s

Second Qtr: 29.30s

Third Qtr: 29.90s

Fourth Qtr: 30.10s

DATA TABLE: 800 / 400 Posi's are position from leader and (how wide the horse was at that position)

NoHorse	Plc	Mar	800 Posi	400 Posi	Time	3rd Qtr	4th Qt
8 RAPTOR RAIDER	1	0.0m	3.2m (1)	1.0m (1)	2:39.20	29.74s	30.03s
3 FIVE STAR KEVIN	2	4.3m	0.0m (0)	0.0m (0)	2:39.54	29.90s	30.42s
1 DELIGHTABLE	3	9.9m	4.0m (0)	4.4m (0)	2:39.98	29.93s	30.51s
4 VEEFORVICTORY	4	14.9m	8.2m (0)	9.0m (0)	2:40.37	29.96s	30.54s
7 INEEDA DRINK	5	15.0m	11.4m (1)	12.8m (2)	2:40.38	30.00s	30.26s
6 THE THIRSTY VET	6	36.2m	7.4m (1)	11.8m (1)	2:42.05	30.22s	31.93s
5 RUN STELLA RUN	7	135.6m	17.0m (0)	55.0m (0)	2:49.89	32.71s	36.13s
2 SHEEZ BILLIE	8	256.0m	190.0m (0)	220.0m (0)	2:59.38	32.13s	32.79s

Finish Position and metres gained

First Arrow shows distance gain/loss from 2nd Qtr to 3rd Qtr,
Second Arrow shows distance gain/loss from 3rd Qtr to Finish
Blue arrow indicates best gain in these quarters.

