

# Gloucester Park Race 1 Distance 2130m

Friday, 2 February 2024

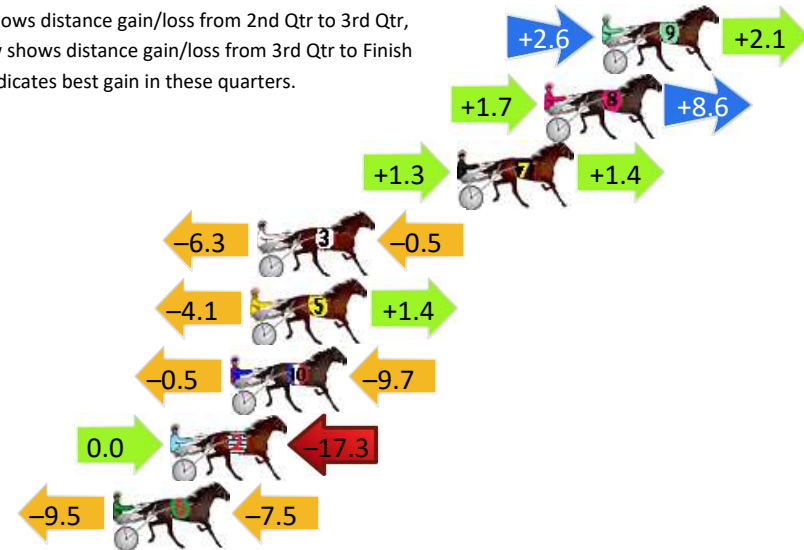
Gross Time: 2:31.80 MileRate: 1:54.70 LeadTime: 36.30s First Qtr: 29.90s Second Qtr: 29.40s Third Qtr: 27.50s Fourth Qtr: 28.70s

DATA TABLE: 800 / 400 Posi's are position from leader and (how wide the horse was at that position)

NoHorse	Plc	Mar	800 Posi	400 Posi	Time	3rd Qtr	4th Qt
9 ALL IS WELL	1	0.0m	4.7m (2)	2.1m (1)	2:31.80	27.32s	28.56s
8 LUCAPELO	2	2.3m	12.6m (0)	10.9m (0)	2:31.97	27.40s	28.11s
7 FLY TO FAME	3	5.8m	8.5m (0)	7.2m (1)	2:32.24	27.42s	28.64s
3 CHACO EAGLE	4	13.8m	7.0m (1)	13.3m (2)	2:32.84	27.95s	28.81s
5 HEEZ GOOD AS GOLD	5	14.1m	11.4m (1)	15.5m (0)	2:32.86	27.80s	28.68s
10 SWEET LUCIFER	6	14.9m	4.7m (0)	5.2m (0)	2:32.92	27.54s	29.46s
2 MARBEECHSAM	7	17.3m	0.0m (0)	0.0m (0)	2:33.10	27.50s	30.00s
6 TRAVELBAN	8	19.6m	2.6m (1)	12.1m (1)	2:33.28	28.16s	29.33s

## Finish Position and metres gained

First Arrow shows distance gain/loss from 2nd Qtr to 3rd Qtr,  
Second Arrow shows distance gain/loss from 3rd Qtr to Finish  
Blue arrow indicates best gain in these quarters.



800

Visual positions in race at 2nd Quarter



400

Visual positions in race at 3rd Quarter



Powered by  
**PJ**

**Harness Analyser**

Sectional Analysis Software  
Not just form | Free Trial

[www.facebook.com/PJHarnessRacing](http://www.facebook.com/PJHarnessRacing)



RISE Digital, Harness Racing Australia nor the provider accepts any responsibility for the completeness or accuracy of any of the information contained herein, and makes no representations about its suitability for any particular purpose. Users should make their own judgements about those matters and/or seek independent advice. You assume all risks associated with use of data provided on this page

# Gloucester Park Race 2 Distance 2130m

Friday, 2 February 2024

Gross Time: 2:33.40

MileRate: 1:55.90

LeadTime: 36.80s

First Qtr: 30.00s

Second Qtr: 30.00s

Third Qtr: 28.10s


Fourth Qtr: 28.50s

DATA TABLE: 800 / 400 Posi's are position from leader and (how wide the horse was at that position)

No	Horse	Plc	Mar	800 Posi	400 Posi	Time	3rd Qtr	4th Qt
7	FLYING RUMOUR	1	0.0m	5.4m (1)	6.8m (1)	2:33.40	28.20s	28.02s
5	THE MIKI TAKER	2	0.2m	1.4m (1)	2.8m (1)	2:33.41	28.20s	28.32s
10	HIGH PRICE	3	4.8m	7.8m (0)	12.2m (0)	2:33.76	28.41s	27.98s
6	ILLAWONG MUSTANG	4	5.5m	9.6m (1)	10.8m (1)	2:33.81	28.19s	28.12s
2	BEE JAYS BOY	5	7.7m	13.4m (1)	16.4m (1)	2:33.98	28.32s	27.88s
11	JOEY JAMES	6	10.5m	12.0m (0)	16.6m (0)	2:34.19	28.43s	28.07s
4	OUR SHELLEY BEACH	7	16.3m	0.0m (0)	0.0m (0)	2:34.62	28.09s	29.65s
3	PATRIKIAR	8	17.3m	16.4m (0)	20.6m (0)	2:34.69	28.40s	28.27s
8	POST GAME	9	17.9m	21.2m (0)	24.6m (2)	2:34.74	28.34s	28.03s
9	MISTA EDITORIAL	10	21.2m	17.6m (1)	20.4m (2)	2:34.99	28.30s	28.56s
1	IDEAL SECRET	11	46.5m	4.0m (0)	7.8m (0)	2:36.88	28.35s	31.24s

## Finish Position and metres gained

First Arrow shows distance gain/loss from 2nd Qtr to 3rd Qtr,  
Second Arrow shows distance gain/loss from 3rd Qtr to Finish  
Blue arrow indicates best gain in these quarters.



800

Visual positions in race at 2nd Quarter



400

Visual positions in race at 3rd Quarter



Powered by



Harness Analyser

Sectional Analysis Software

Not just form | Free Trial

[www.facebook.com/PJHarnessRacing](http://www.facebook.com/PJHarnessRacing)



RISE Digital, Harness Racing Australia nor the provider accepts any responsibility for the completeness or accuracy of any of the information contained herein, and makes no representations about its suitability for any particular purpose. Users should make their own judgements about those matters and/or seek independent advice. You assume all risks associated with use of data provided on this page

# Gloucester Park Race 3 Distance 2130m

Friday, 2 February 2024


Gross Time: 2:34.80 MileRate: 1:56.90 LeadTime: 37.40s First Qtr: 31.90s Second Qtr: 29.70s Third Qtr: 27.10s Fourth Qtr: 28.70s

DATA TABLE: 800 / 400 Posi's are position from leader and (how wide the horse was at that position)

NoHorse	Plc	Mar	800 Posi	400 Posi	Time	3rd Qtr	4th Qt
2 SUGAR APPLE	1	0.0m	0.0m (0)	0.0m (0)	2:34.80	27.10s	28.70s
7 SUGAR STREET	2	2.9m	3.0m (1)	3.5m (1)	2:35.02	27.14s	28.68s
1 OUR STAR WATCH	3	7.9m	4.5m (0)	9.8m (0)	2:35.40	27.48s	28.62s
3 STREET APPEAL	4	10.4m	8.9m (0)	13.9m (0)	2:35.58	27.46s	28.52s
9 ROCKNROLL SASS	5	12.6m	7.1m (1)	11.3m (1)	2:35.75	27.40s	28.87s
5 BLUE BLAZER	6	15.6m	11.6m (1)	17.6m (1)	2:35.98	27.54s	28.65s
4 HENWOOD BAY	7	15.7m	13.7m (0)	17.9m (0)	2:35.98	27.42s	28.64s

## Finish Position and metres gained

First Arrow shows distance gain/loss from 2nd Qtr to 3rd Qtr,  
Second Arrow shows distance gain/loss from 3rd Qtr to Finish  
Blue arrow indicates best gain in these quarters.



800

Visual positions in race at 2nd Quarter



400

Visual positions in race at 3rd Quarter



Powered by



Harness Analyser

Sectional Analysis Software

Not just form | Free Trial

[www.facebook.com/PJHarnessRacing](https://www.facebook.com/PJHarnessRacing)



RISE Digital, Harness Racing Australia nor the provider accepts any responsibility for the completeness or accuracy of any of the information contained herein, and makes no representations about its suitability for any particular purpose. Users should make their own judgements about those matters and/or seek independent advice. You assume all risks associated with use of data provided on this page

# Gloucester Park Race 4 Distance 2130m

Friday, 2 February 2024

Gross Time: 2:31.50

MileRate: 1:54.50

LeadTime: 36.30s

First Qtr: 29.30s

Second Qtr: 29.00s

Third Qtr: 28.50s

Fourth Qtr: 28.40s

DATA TABLE: 800 / 400 Posi's are position from leader and (how wide the horse was at that position)

NoHorse	Plc	Mar	800 Posi	400 Posi	Time	3rd Qtr	4th Qt
5 CLASSIC CHOICE	1	0.0m	10.5m (1)	6.1m (1)	2:31.50	28.19s	27.97s
4 ALCOPONY	2	0.5m	2.6m (1)	2.3m (1)	2:31.54	28.48s	28.28s
1 SOLESSEO MATUCA	3	1.2m	0.0m (0)	0.0m (0)	2:31.59	28.50s	28.49s
3 FEELING ACES	4	1.2m	8.2m (0)	7.9m (0)	2:31.59	28.48s	27.93s
2 SHOWPONY	5	4.9m	4.2m (0)	4.3m (0)	2:31.87	28.50s	28.47s
6 RASCAL	6	5.9m	12.7m (0)	11.3m (1)	2:31.94	28.40s	28.04s
8 MIDDLEPAGE	7	8.9m	16.9m (0)	13.0m (0)	2:32.16	28.22s	28.14s
7 ELDAYTONA	8	11.6m	14.7m (1)	13.6m (2)	2:32.37	28.42s	28.30s
9 JASPERVELLABEACH	9	15.2m	6.5m (1)	5.4m (2)	2:32.63	28.42s	29.15s

## Finish Position and metres gained

First Arrow shows distance gain/loss from 2nd Qtr to 3rd Qtr,  
Second Arrow shows distance gain/loss from 3rd Qtr to Finish  
Blue arrow indicates best gain in these quarters.



800

Visual positions in race at 2nd Quarter



400

Visual positions in race at 3rd Quarter



Powered by



Harness Analyser

Sectional Analysis Software

Not just form | Free Trial

[www.facebook.com/PJHarnessRacing](https://www.facebook.com/PJHarnessRacing)



RISE Digital, Harness Racing Australia nor the provider accepts any responsibility for the completeness or accuracy of any of the information contained herein, and makes no representations about its suitability for any particular purpose. Users should make their own judgements about those matters and/or seek independent advice. You assume all risks associated with use of data provided on this page



# Gloucester Park Race 5 Distance 2503m

Friday, 2 February 2024

Gross Time: 3:10.70

MileRate: 2:02.10

LeadTime: 69.60s

First Qtr: 30.90s

Second Qtr: 29.80s

Third Qtr: 29.90s




Fourth Qtr: 30.50s

DATA TABLE: 800 / 400 Posi's are position from leader and (how wide the horse was at that position)

NoHorse	Plc	Mar	800 Posi	400 Posi	Time	3rd Qtr	4th Qt
7 OUR MAESTOSO	1	0.0m	2.7m (1)	0.6m (1)	3:10.70	29.74s	30.46s
10 EVAS IMAGE	2	3.4m	4.6m (0)	5.1m (0)	3:10.97	29.94s	30.39s
12 PATCHED	3	4.1m	5.9m (2)	2.5m (2)	3:11.03	29.65s	30.64s
8 ALDEBARAN SUNDOWN	4	4.2m	10.3m (2)	2.9m (3)	3:11.04	29.35s	30.62s
9 POSSEIDON	5	6.4m	12.4m (0)	6.7m (2)	3:11.21	29.48s	30.51s
5 CHUMANI	6	7.1m	17.0m (0)	10.5m (2)	3:11.27	29.43s	30.28s
13 TRICKY RIC	7	11.3m	20.3m (1)	14.7m (0)	3:11.60	29.50s	30.30s
2 ELEGANT PEAK	8	16.1m	0.0m (0)	0.0m (0)	3:11.99	29.90s	31.79s
3 ABUNDANCE	9	17.3m	8.4m (0)	7.0m (1)	3:12.08	29.80s	31.36s
4 SKY EAGLE	10	32.4m	14.0m (1)	16.3m (2)	3:13.29	30.09s	31.86s
6 YEA YOU	11	44.1m	9.5m (1)	17.9m (1)	3:14.22	30.54s	32.68s
11 LUVAF LAIR	12	68.2m	28.1m (0)	44.2m (0)	3:16.14	31.14s	32.62s

## Finish Position and metres gained

First Arrow shows distance gain/loss from 2nd Qtr to 3rd Qtr,  
Second Arrow shows distance gain/loss from 3rd Qtr to Finish  
Blue arrow indicates best gain in these quarters.



Powered by  
**PJ** Harness Analyser

Sectional Analysis Software  
Not just form | Free Trial

[www.facebook.com/PJHarnessRacing](https://www.facebook.com/PJHarnessRacing)



RISE Digital, Harness Racing Australia nor the provider accepts any responsibility for the completeness or accuracy of any of the information contained herein, and makes no representations about its suitability for any particular purpose. Users should make their own judgements about those matters and/or seek independent advice. You assume all risks associated with use of data provided on this page

# Gloucester Park Race 6 Distance 2130m

Friday, 2 February 2024

Gross Time: 2:33.80

MileRate: 1:56.20

LeadTime: 37.20s

First Qtr: 30.60s

Second Qtr: 29.10s

Third Qtr: 28.30s


Fourth Qtr: 28.60s

DATA TABLE: 800 / 400 Posi's are position from leader and (how wide the horse was at that position)

No	Horse	Plc	Mar	800 Posi	400 Posi	Time	3rd Qtr	4th Qt
3	FRANKIE J HOLDEN	1	0.0m	0.0m (0)	0.0m (0)	2:33.80	28.30s	28.60s
6	COWBOYS N BANDITS	2	1.2m	3.7m (1)	1.2m (1)	2:33.89	28.12s	28.61s
11	LOUIE LEBEAU	3	8.7m	11.4m (1)	11.3m (1)	2:34.45	28.30s	28.45s
5	TRITTRITTBANGBANG	4	10.6m	4.8m (0)	6.2m (0)	2:34.60	28.40s	28.96s
1	JUSTLIKE TURBO	5	13.0m	8.5m (0)	16.1m (0)	2:34.78	28.84s	28.44s
7	ALFREDI	6	13.7m	7.7m (1)	5.4m (1)	2:34.83	28.14s	29.25s
10	APOLOGIZE	7	16.5m	13.1m (0)	25.7m (0)	2:35.04	29.20s	28.02s
12	PATH OF GOLD	8	20.5m	15.6m (1)	16.2m (1)	2:35.34	28.34s	29.00s
9	LETS ROCK TONIGHT	9	31.2m	19.9m (1)	28.6m (1)	2:36.14	28.92s	28.92s
8	BAZZA MAC	10	219.3m	25.6m (0)	146.6m (0)	2:50.27	36.87s	34.70s
2	FIORD	11	221.1m	17.1m (0)	142.7m (0)	2:50.40	37.19s	35.11s
4	CAVALRY CALL	12	236.1m	21.3m (0)	157.0m (0)	2:51.53	37.90s	35.23s

## Finish Position and metres gained

First Arrow shows distance gain/loss from 2nd Qtr to 3rd Qtr,  
Second Arrow shows distance gain/loss from 3rd Qtr to Finish  
Blue arrow indicates best gain in these quarters.



800

Visual positions in race at 2nd Quarter



400

Visual positions in race at 3rd Quarter



Powered by



Harness Analyser

Sectional Analysis Software

Not just form | Free Trial

[www.facebook.com/PJHarnessRacing](http://www.facebook.com/PJHarnessRacing)



RISE Digital, Harness Racing Australia nor the provider accepts any responsibility for the completeness or accuracy of any of the information contained herein, and makes no representations about its suitability for any particular purpose. Users should make their own judgements about those matters and/or seek independent advice. You assume all risks associated with use of data provided on this page

# Gloucester Park Race 7 Distance 2130m

Friday, 2 February 2024


Gross Time: 2:34.30 MileRate: 1:56.60 LeadTime: 36.90s First Qtr: 31.40s Second Qtr: 29.80s Third Qtr: 28.10s Fourth Qtr: 28.10s

DATA TABLE: 800 / 400 Posi's are position from leader and (how wide the horse was at that position)

NoHorse	Plc	Mar	800 Posi	400 Posi	Time	3rd Qtr	4th Qt
4 OCTOBER REIGN	1	0.0m	0.0m (0)	0.0m (0)	2:34.30	28.10s	28.10s
3 THE WATCH MAKER	2	1.4m	2.3m (1)	1.8m (1)	2:34.40	28.06s	28.08s
5 PER ARDUA AD ASTRA	3	4.9m	6.3m (1)	6.1m (1)	2:34.66	28.08s	28.04s
1 BURGHLEY SHARD	4	6.9m	8.3m (0)	8.6m (0)	2:34.81	28.12s	28.01s
10 REGAL CHEVAL	5	7.3m	12.3m (0)	12.9m (0)	2:34.84	28.14s	27.74s
2 ULTIMATE ROCKER	6	10.2m	4.3m (0)	4.6m (0)	2:35.05	28.12s	28.53s
9 MEDIEVAL MAN	7	11.3m	14.6m (1)	14.6m (1)	2:35.13	28.10s	27.91s
6 VALBONNE	8	12.6m	10.3m (1)	9.8m (1)	2:35.23	28.06s	28.35s
7 BALTIC ACE	9	16.6m	16.3m (0)	17.5m (0)	2:35.53	28.18s	28.11s
8 HOTFOOT IT	10	42.9m	18.9m (1)	19.8m (1)	2:37.47	28.16s	29.89s

## Finish Position and metres gained

First Arrow shows distance gain/loss from 2nd Qtr to 3rd Qtr,  
Second Arrow shows distance gain/loss from 3rd Qtr to Finish  
Blue arrow indicates best gain in these quarters.



800

Visual positions in race at 2nd Quarter



400

Visual positions in race at 3rd Quarter



Powered by



Harness Analyser

Sectional Analysis Software

Not just form | Free Trial

[www.facebook.com/PJHarnessRacing](https://www.facebook.com/PJHarnessRacing)



RISE Digital, Harness Racing Australia nor the provider accepts any responsibility for the completeness or accuracy of any of the information contained herein, and makes no representations about its suitability for any particular purpose. Users should make their own judgements about those matters and/or seek independent advice. You assume all risks associated with use of data provided on this page

# Gloucester Park Race 8 Distance 2503m

Friday, 2 February 2024

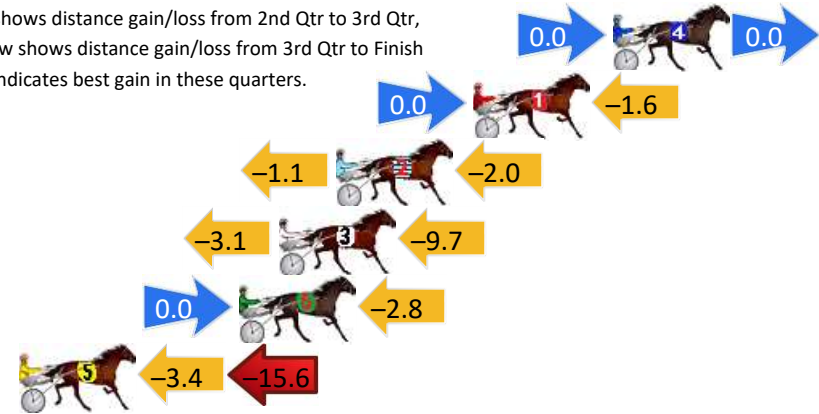
Gross Time: 3:05.30 MileRate: 1:59.20 LeadTime: 69.00s First Qtr: 30.70s Second Qtr: 28.70s Third Qtr: 28.30s Fourth Qtr: 28.60s

DATA TABLE: 800 / 400 Posi's are position from leader and (how wide the horse was at that position)

NoHorse	Plc	Mar	800 Posi	400 Posi	Time	3rd Qtr	4th Qt
4 ARDENS HORIZON	1	0.0m	0.0m (0)	0.0m (0)	3:05.30	28.30s	28.60s
1 DEEORSE	2	5.6m	4.0m (0)	4.0m (0)	3:05.72	28.30s	28.74s
2 AMERICAN BULLITT	3	11.1m	8.0m (0)	9.1m (0)	3:06.13	28.38s	28.79s
3 FLEUR DU MAQUIS	4	13.4m	0.6m (1)	3.7m (1)	3:06.31	28.52s	29.34s
6 ACUTO	5	15.0m	12.2m (0)	12.2m (1)	3:06.43	28.30s	28.86s
5 WITHOUTHETUH	6	23.8m	4.8m (1)	8.2m (1)	3:07.09	28.54s	29.81s

## Finish Position and metres gained

First Arrow shows distance gain/loss from 2nd Qtr to 3rd Qtr,  
Second Arrow shows distance gain/loss from 3rd Qtr to Finish  
Blue arrow indicates best gain in these quarters.



800

Visual positions in race at 2nd Quarter



400

Visual positions in race at 3rd Quarter



Powered by



Harness Analyser

Sectional Analysis Software

Not just form | Free Trial

[www.facebook.com/PJHarnessRacing](https://www.facebook.com/PJHarnessRacing)



RISE Digital, Harness Racing Australia nor the provider accepts any responsibility for the completeness or accuracy of any of the information contained herein, and makes no representations about its suitability for any particular purpose. Users should make their own judgements about those matters and/or seek independent advice. You assume all risks associated with use of data provided on this page



# Gloucester Park Race 9 Distance 2130m

Friday, 2 February 2024

Gross Time: 2:32.70 MileRate: 1:55.30 LeadTime: 37.30s First Qtr: 31.00s Second Qtr: 29.30s Third Qtr: 27.60s Fourth Qtr: 27.50s

DATA TABLE: 800 / 400 Posi's are position from leader and (how wide the horse was at that position)

No	Horse	Plc	Mar	800 Posi	400 Posi	Time	3rd Qtr	4th Qt
1	PINNY TIGER	1	0.0m	0.0m (0)	0.0m (0)	2:32.70	27.60s	27.50s
5	TIGER ROYAL	2	13.4m	8.5m (1)	12.6m (1)	2:33.67	27.88s	27.61s
2	LAMANDIER	3	13.7m	6.1m (0)	10.8m (0)	2:33.69	27.92s	27.75s
3	LIL HAPPY FELLA	4	15.6m	14.9m (0)	19.0m (0)	2:33.83	27.88s	27.33s
10	THE KRAKEN	5	18.5m	10.5m (0)	14.9m (0)	2:34.04	27.90s	27.82s
9	STATE OF HEAVEN	6	19.5m	17.5m (1)	20.5m (1)	2:34.11	27.80s	27.51s
8	IM SPIDERMAN	7	20.4m	20.1m (0)	23.7m (0)	2:34.18	27.84s	27.36s
4	MONTANA GLORY	8	22.5m	13.1m (1)	16.7m (1)	2:34.33	27.84s	27.99s
6	CUT N RUN	9	32.5m	22.5m (1)	25.2m (1)	2:35.05	27.78s	28.13s

## Finish Position and metres gained

First Arrow shows distance gain/loss from 2nd Qtr to 3rd Qtr,  
Second Arrow shows distance gain/loss from 3rd Qtr to Finish  
Blue arrow indicates best gain in these quarters.



Visual positions in race at 2nd Quarter

800



Visual positions in race at 3rd Quarter

400



Powered by



Harness Analyser

Sectional Analysis Software

Not just form | Free Trial

[www.facebook.com/PJHarnessRacing](http://www.facebook.com/PJHarnessRacing)



RISE Digital, Harness Racing Australia nor the provider accepts any responsibility for the completeness or accuracy of any of the information contained herein, and makes no representations about its suitability for any particular purpose. Users should make their own judgements about those matters and/or seek independent advice. You assume all risks associated with use of data provided on this page

# Gloucester Park Race 10 Distance 2130m

Friday, 2 February 2024

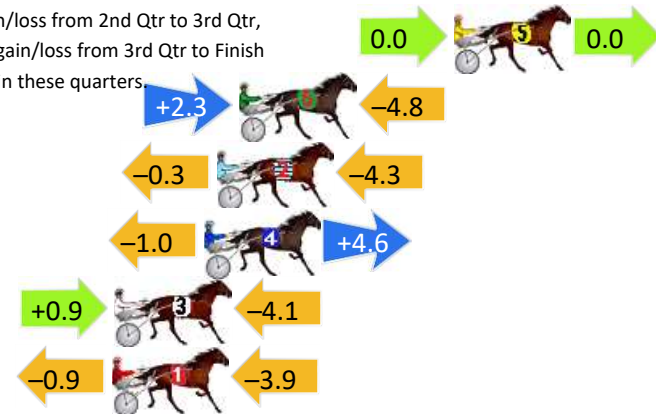
Gross Time: 2:32.10 MileRate: 1:54.90 LeadTime: 37.40s First Qtr: 29.60s Second Qtr: 29.00s Third Qtr: 27.90s Fourth Qtr: 28.20s

DATA TABLE: 800 / 400 Posi's are position from leader and (how wide the horse was at that position)

NoHorse	Plc	Mar	800 Posi	400 Posi	Time	3rd Qtr	4th Qt
5 RUMOUR HAS IT	1	0.0m	0.0m (0)	0.0m (0)	2:32.10	27.90s	28.20s
6 THREE RUMOURS	2	8.6m	6.1m (1)	3.8m (1)	2:32.74	27.74s	28.58s
2 LADY JADORE	3	9.5m	4.9m (0)	5.2m (0)	2:32.80	27.92s	28.54s
4 BEYOND THE SEA	4	10.0m	13.6m (0)	14.6m (0)	2:32.84	27.98s	27.92s
3 ALTA QUEEN	5	13.6m	10.4m (1)	9.5m (1)	2:33.11	27.84s	28.55s
1 ZYANYA	6	13.7m	8.9m (0)	9.8m (0)	2:33.12	27.96s	28.54s

## Finish Position and metres gained

First Arrow shows distance gain/loss from 2nd Qtr to 3rd Qtr,  
Second Arrow shows distance gain/loss from 3rd Qtr to Finish  
Blue arrow indicates best gain in these quarters



800

Visual positions in race at 2nd Quarter



400

Visual positions in race at 3rd Quarter



Powered by



Harness Analyser

Sectional Analysis Software

Not just form | Free Trial

[www.facebook.com/PJHarnessRacing](https://www.facebook.com/PJHarnessRacing)



RISE Digital, Harness Racing Australia nor the provider accepts any responsibility for the completeness or accuracy of any of the information contained herein, and makes no representations about its suitability for any particular purpose. Users should make their own judgements about those matters and/or seek independent advice. You assume all risks associated with use of data provided on this page