

Gloucester Park Race 1 Distance 2130m

Friday, 9 February 2024

Gross Time: 2:34.30

MileRate: 1:56.60

LeadTime: 37.40s

First Qtr: 31.20s

Second Qtr: 30.00s

Third Qtr: 27.70s

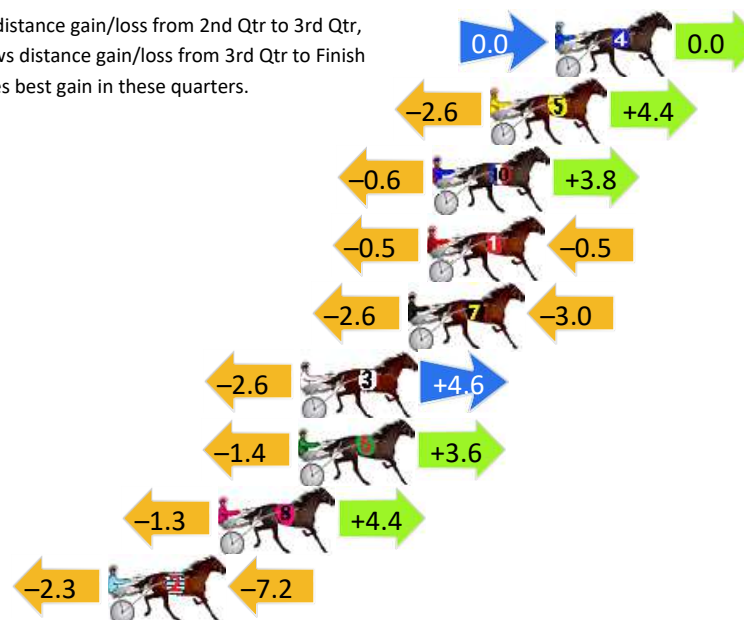
Fourth Qtr: 28.00s

DATA TABLE: 800 / 400 Posi's are position from leader and (how wide the horse was at that position)

NoHorse	Plc	Mar	800 Posi	400 Posi	Time	3rd Qtr	4th Qt
4 REGAL CHEVAL	1	0.0m	0.0m (0)	0.0m (0)	2:34.30	27.70s	28.00s
5 SUGAR APPLE	2	2.6m	4.4m (1)	7.0m (1)	2:34.49	27.88s	27.71s
10 ROCKNROLL ELLIOT	3	4.9m	8.1m (0)	8.7m (0)	2:34.66	27.74s	27.76s
1 MEDIEVAL MAN	4	5.1m	4.1m (0)	4.6m (0)	2:34.68	27.74s	28.06s
7 THE KRAKEN	5	5.9m	0.3m (1)	2.9m (1)	2:34.73	27.88s	28.23s
3 GETN WIGGY WITHIT	6	10.2m	12.2m (1)	14.8m (1)	2:35.05	27.88s	27.73s
6 PONTEVIVO	7	10.3m	12.5m (0)	13.9m (0)	2:35.06	27.80s	27.80s
8 BURGHLEY SHARD	8	13.5m	16.6m (0)	17.9m (0)	2:35.29	27.80s	27.75s
2 JOEY JAMES	9	17.9m	8.4m (1)	10.7m (1)	2:35.62	27.86s	28.58s


Finish Position and metres gained

First Arrow shows distance gain/loss from 2nd Qtr to 3rd Qtr,
Second Arrow shows distance gain/loss from 3rd Qtr to Finish
Blue arrow indicates best gain in these quarters.



800

Visual positions in race at 2nd Quarter



400

Visual positions in race at 3rd Quarter



Powered by



Harness Analyser

Sectional Analysis Software

Not just form | Free Trial

www.facebook.com/PJHarnessRacing



RISE Digital, Harness Racing Australia nor the provider accepts any responsibility for the completeness or accuracy of any of the information contained herein, and makes no representations about its suitability for any particular purpose. Users should make their own judgements about those matters and/or seek independent advice. You assume all risks associated with use of data provided on this page

Gloucester Park Race 2 Distance 2130m

Friday, 9 February 2024

Gross Time: 2:34.10

MileRate: 1:56.40

LeadTime: 37.20s

First Qtr: 32.20s

Second Qtr: 30.10s

Third Qtr: 27.20s


Fourth Qtr: 27.40s

DATA TABLE: 800 / 400 Posi's are position from leader and (how wide the horse was at that position)

NoHorse	Plc	Mar	800 Posi	400 Posi	Time	3rd Qtr	4th Qt
2 ROLLING FIRE	1	0.0m	0.6m (1)	1.2m (1)	2:34.10	27.24s	27.32s
4 FLYING RUMOUR	2	1.8m	5.0m (1)	5.0m (1)	2:34.23	27.20s	27.19s
1 IDEAL TOMADO	3	5.9m	0.0m (0)	0.0m (0)	2:34.53	27.20s	27.83s
10 ONESMARTFELLA	4	7.3m	3.9m (0)	4.4m (0)	2:34.63	27.24s	27.63s
11 ILLAWONG MUSTANG	5	7.9m	8.3m (0)	8.3m (0)	2:34.67	27.20s	27.41s
3 LIL HAPPY FELLA	6	10.5m	12.7m (0)	12.4m (0)	2:34.86	27.18s	27.32s
6 CORDERO	7	10.6m	9.2m (1)	10.1m (1)	2:34.86	27.26s	27.48s
5 ADDA SPOILT MAJOR	8	13.8m	17.5m (0)	17.1m (0)	2:35.10	27.18s	27.24s
8 MACHLANI	9	15.6m	13.6m (1)	16.8m (1)	2:35.23	27.42s	27.38s
9 LAMANDIER	10	16.8m	17.5m (1)	21.0m (1)	2:35.31	27.44s	27.19s
7 STATE OF HEAVEN	11	17.2m	22.2m (0)	21.8m (0)	2:35.34	27.18s	27.16s

Finish Position and metres gained

First Arrow shows distance gain/loss from 2nd Qtr to 3rd Qtr,
Second Arrow shows distance gain/loss from 3rd Qtr to Finish
Blue arrow indicates best gain in these quarters.



800

Visual positions in race at 2nd Quarter



400

Visual positions in race at 3rd Quarter



Powered by



Harness Analyser

Sectional Analysis Software

Not just form | Free Trial

www.facebook.com/PJHarnessRacing



RISE Digital, Harness Racing Australia nor the provider accepts any responsibility for the completeness or accuracy of any of the information contained herein, and makes no representations about its suitability for any particular purpose. Users should make their own judgements about those matters and/or seek independent advice. You assume all risks associated with use of data provided on this page

Gloucester Park Race 3 Distance 2130m

Friday, 9 February 2024


Gross Time: 2:34.80 MileRate: 1:56.90 LeadTime: 38.40s First Qtr: 31.40s Second Qtr: 28.80s Third Qtr: 28.20s Fourth Qtr: 28.00s

DATA TABLE: 800 / 400 Posi's are position from leader and (how wide the horse was at that position)

NoHorse	Plc	Mar	800 Posi	400 Posi	Time	3rd Qtr	4th Qt
1 HOTLY PURSUED	1	0.0m	0.0m (0)	0.0m (0)	2:34.80	28.20s	28.00s
9 JAWSOFLINCOLN	2	2.0m	11.1m (1)	11.8m (1)	2:34.95	28.24s	27.33s
4 THE MIKI TAKER	3	7.2m	2.9m (1)	4.0m (1)	2:35.33	28.28s	28.25s
10 FRANCO WESTERN	4	7.4m	4.3m (0)	4.3m (0)	2:35.34	28.20s	28.24s
8 SOHO DOW JONES	5	8.8m	20.0m (1)	19.8m (1)	2:35.45	28.18s	27.27s
5 SOHO SANTORINI	6	9.9m	6.9m (1)	8.2m (1)	2:35.53	28.29s	28.16s
11 SUGAR STREET	7	11.7m	8.6m (0)	8.6m (0)	2:35.66	28.20s	28.26s
3 BELLEZZA NERA	8	12.3m	12.8m (0)	12.3m (0)	2:35.71	28.16s	28.05s
6 OCTOBER REIGN	9	16.9m	16.8m (0)	16.0m (0)	2:36.04	28.14s	28.12s
2 BEE JAYS BOY	10	19.2m	15.4m (1)	15.6m (1)	2:36.21	28.21s	28.32s


Finish Position and metres gained

First Arrow shows distance gain/loss from 2nd Qtr to 3rd Qtr,
Second Arrow shows distance gain/loss from 3rd Qtr to Finish
Blue arrow indicates best gain in these quarters.



800

Visual positions in race at 2nd Quarter



400

Visual positions in race at 3rd Quarter

Gloucester Park Race 4 Distance 2130m

Friday, 9 February 2024

Gross Time: 2:33.50

MileRate: 1:56.00

LeadTime: 37.90s

First Qtr: 30.90s

Second Qtr: 29.70s

Third Qtr: 27.60s

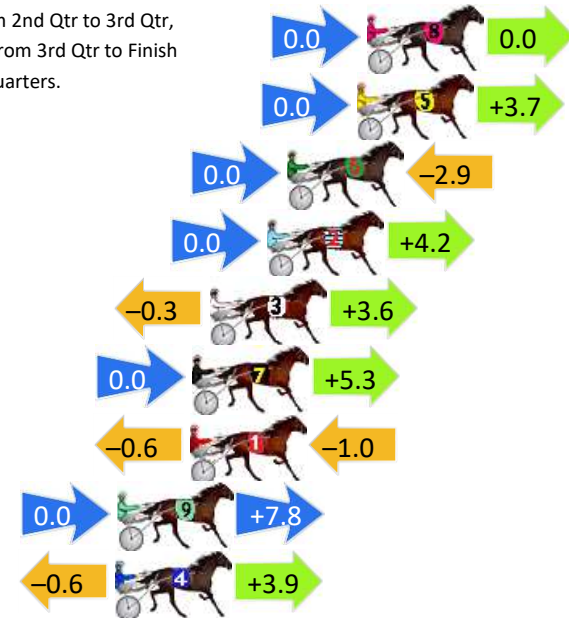
Fourth Qtr: 27.40s

DATA TABLE: 800 / 400 Posi's are position from leader and (how wide the horse was at that position)

NoHorse	Plc	Mar	800 Posi	400 Posi	Time	3rd Qtr	4th Qt
8 MINSTREL	1	0.0m	0.0m (1)	0.0m (1)	2:33.50	27.60s	27.40s
5 IDEAL AGENT	2	0.4m	4.1m (1)	4.1m (1)	2:33.53	27.60s	27.15s
6 TALKS UP A STORM	3	3.2m	0.3m (0)	0.3m (0)	2:33.73	27.60s	27.61s
2 CHAL PATCH	4	4.0m	8.2m (1)	8.2m (1)	2:33.79	27.60s	27.13s
3 IMA FIVESTAR GENERAL	5	6.3m	9.6m (0)	9.9m (0)	2:33.95	27.62s	27.18s
7 FINVARRA	6	7.0m	12.3m (1)	12.3m (1)	2:34.00	27.60s	27.06s
1 RASCAL	7	7.1m	5.5m (0)	6.1m (0)	2:34.01	27.64s	27.49s
9 GALACTIC STAR	8	10.0m	17.8m (0)	17.8m (0)	2:34.22	27.60s	26.90s
4 WATTS UP SUNSHINE	9	10.1m	13.4m (0)	14.0m (0)	2:34.23	27.64s	27.17s

Finish Position and metres gained

First Arrow shows distance gain/loss from 2nd Qtr to 3rd Qtr,
Second Arrow shows distance gain/loss from 3rd Qtr to Finish
Blue arrow indicates best gain in these quarters.



800

Visual positions in race at 2nd Quarter



400

Visual positions in race at 3rd Quarter



Powered by



Harness Analyser

Sectional Analysis Software

Not just form | Free Trial

www.facebook.com/PJHarnessRacing



RISE Digital, Harness Racing Australia nor the provider accepts any responsibility for the completeness or accuracy of any of the information contained herein, and makes no representations about its suitability for any particular purpose. Users should make their own judgements about those matters and/or seek independent advice. You assume all risks associated with use of data provided on this page

Gloucester Park Race 5 Distance 1730m

Friday, 9 February 2024


Gross Time: 2:00.20 MileRate: 1:51.90 LeadTime: 7.30s First Qtr: 29.80s Second Qtr: 28.70s Third Qtr: 27.30s Fourth Qtr: 27.10s

DATA TABLE: 800 / 400 Posi's are position from leader and (how wide the horse was at that position)

NoHorse	Plc	Mar	800 Posi	400 Posi	Time	3rd Qtr	4th Qt
3 STENO	1	0.0m	0.0m (0)	0.0m (0)	2:00.20	27.30s	27.10s
1 CYCLONE CHARLOTTE	2	4.8m	4.7m (0)	5.0m (0)	2:00.54	27.32s	27.10s
10 BEYOND THE SEA	3	11.3m	8.6m (0)	9.8m (0)	2:01.01	27.38s	27.25s
4 LADY JADORE	4	15.6m	13.3m (0)	14.5m (0)	2:01.31	27.38s	27.23s
7 MACHS LEGACY	5	20.0m	17.4m (0)	19.5m (0)	2:01.63	27.44s	27.21s
5 MIGHTHAVTIME	6	22.1m	11.5m (1)	17.5m (1)	2:01.78	27.70s	27.50s
2 TAKING THE MIKI	7	22.2m	3.0m (1)	9.5m (1)	2:01.78	27.74s	28.04s
11 WONDERFUL TO FLY	8	22.9m	7.1m (1)	13.3m (1)	2:01.83	27.72s	27.83s
6 NULLARBOR NAVAJO	9	26.1m	15.3m (1)	21.6m (1)	2:02.06	27.72s	27.50s


Finish Position and metres gained

First Arrow shows distance gain/loss from 2nd Qtr to 3rd Qtr,
Second Arrow shows distance gain/loss from 3rd Qtr to Finish
Blue arrow indicates best gain in these quarters.



800

Visual positions in race at 2nd Quarter



400

Visual positions in race at 3rd Quarter



Powered by



Harness Analyser

Sectional Analysis Software

Not just form | Free Trial

www.facebook.com/PJHarnessRacing



RISE Digital, Harness Racing Australia nor the provider accepts any responsibility for the completeness or accuracy of any of the information contained herein, and makes no representations about its suitability for any particular purpose. Users should make their own judgements about those matters and/or seek independent advice. You assume all risks associated with use of data provided on this page

Gloucester Park Race 6 Distance 2503m

Friday, 9 February 2024




Gross Time: 3:04.40 MileRate: 1:58.10 LeadTime: 67.30s First Qtr: 29.50s Second Qtr: 29.10s Third Qtr: 28.90s Fourth Qtr: 29.60s

DATA TABLE: 800 / 400 Posi's are position from leader and (how wide the horse was at that position)

No	Horse	Plc	Mar	800 Posi	400 Posi	Time	3rd Qtr	4th Qt
6	MISTER MONTBLANC	1	0.0m	9.2m (1)	6.6m (1)	3:04.40	28.72s	29.12s
11	ARDENS HORIZON	2	2.4m	5.0m (1)	2.5m (1)	3:04.59	28.72s	29.60s
12	THOMSON BAY	3	2.7m	17.0m (1)	13.0m (2)	3:04.61	28.62s	28.87s
5	DEEORSE	4	3.7m	3.9m (0)	4.7m (0)	3:04.69	28.96s	29.55s
1	FLY TO FAME	5	7.2m	16.7m (0)	18.4m (0)	3:04.96	29.04s	28.82s
4	AMERICAN BULLITT	6	8.0m	20.9m (0)	14.3m (1)	3:05.02	28.44s	29.18s
9	OTIS	7	11.3m	12.8m (1)	10.5m (1)	3:05.28	28.74s	29.71s
7	FEELING ACES	8	12.3m	0.0m (0)	0.0m (0)	3:05.35	28.90s	30.55s
2	MISTA EDITORIAL	9	18.9m	12.5m (0)	14.3m (0)	3:05.87	29.04s	30.03s
3	HES ROYAL BLUE	10	29.5m	8.1m (0)	9.9m (0)	3:06.69	29.04s	31.17s
8	EXTRAORDINARY MARY	11	162.4m	89.6m (0)	107.0m (0)	3:17.00	30.24s	34.42s

Finish Position and metres gained

First Arrow shows distance gain/loss from 2nd Qtr to 3rd Qtr,
Second Arrow shows distance gain/loss from 3rd Qtr to Finish
Blue arrow indicates best gain in these quarters.



Powered by
PJ Harness Analyser

Sectional Analysis Software
Not just form | Free Trial

www.facebook.com/PJHarnessRacing



RISE Digital, Harness Racing Australia nor the provider accepts any responsibility for the completeness or accuracy of any of the information contained herein, and makes no representations about its suitability for any particular purpose. Users should make their own judgements about those matters and/or seek independent advice. You assume all risks associated with use of data provided on this page

Gloucester Park Race 7 Distance 2130m

Friday, 9 February 2024

Gross Time: 2:35.50

MileRate: 1:57.50

LeadTime: 36.50s

First Qtr: 30.10s

Second Qtr: 30.50s

Third Qtr: 29.30s


Fourth Qtr: 29.10s

DATA TABLE: 800 / 400 Posi's are position from leader and (how wide the horse was at that position)

No	Horse	Plc	Mar	800 Posi	400 Posi	Time	3rd Qtr	4th Qt
6	AZTERIAN	1	0.0m	5.5m (1)	0.0m (1)	2:35.50	28.90s	29.10s
5	HERE COMES SHARKIE	2	4.1m	14.0m (1)	4.1m (1)	2:35.81	28.58s	29.11s
10	MADDY ROCKS	3	7.0m	18.7m (1)	9.4m (2)	2:36.03	28.62s	28.95s
11	ACOLTNAME DSU	4	10.0m	5.5m (0)	7.7m (0)	2:36.26	29.46s	29.31s
7	KOHLI	5	15.9m	22.9m (0)	14.9m (2)	2:36.71	28.71s	29.23s
2	TRITTRITTBANGBANG	6	15.9m	0.0m (0)	3.8m (0)	2:36.71	29.58s	30.04s
8	TROOPING OF THE COLOR	7	17.2m	22.8m (1)	15.6m (1)	2:36.81	28.77s	29.28s
4	PONZI BEACH	8	18.4m	9.9m (1)	11.9m (1)	2:36.90	29.44s	29.64s
12	SEEKNYOUSHAL FIN D	9	18.4m	19.0m (0)	20.1m (0)	2:36.90	29.38s	29.05s
3	IMPRESSIVE SIGNS	10	18.9m	9.9m (0)	12.4m (0)	2:36.94	29.48s	29.64s
9	YOU FLY WITH ME	11	20.5m	0.8m (1)	7.7m (1)	2:37.07	29.80s	30.11s
1	LETS ROCK TONIGHT	12	23.9m	14.8m (0)	16.2m (0)	2:37.32	29.40s	29.75s

Finish Position and metres gained

First Arrow shows distance gain/loss from 2nd Qtr to 3rd Qtr,
Second Arrow shows distance gain/loss from 3rd Qtr to Finish
Blue arrow indicates best gain in these quarters.



800

Visual positions in race at 2nd Quarter



400

Visual positions in race at 3rd Quarter



Powered by



Harness Analyser

Sectional Analysis Software

Not just form | Free Trial

www.facebook.com/PJHarnessRacing



RISE Digital, Harness Racing Australia nor the provider accepts any responsibility for the completeness or accuracy of any of the information contained herein, and makes no representations about its suitability for any particular purpose. Users should make their own judgements about those matters and/or seek independent advice. You assume all risks associated with use of data provided on this page

Gloucester Park Race 8 Distance 2130m

Friday, 9 February 2024

Gross Time: 2:34.30

MileRate: 1:56.60

LeadTime: 37.10s

First Qtr: 30.50s

Second Qtr: 29.90s

Third Qtr: 28.20s

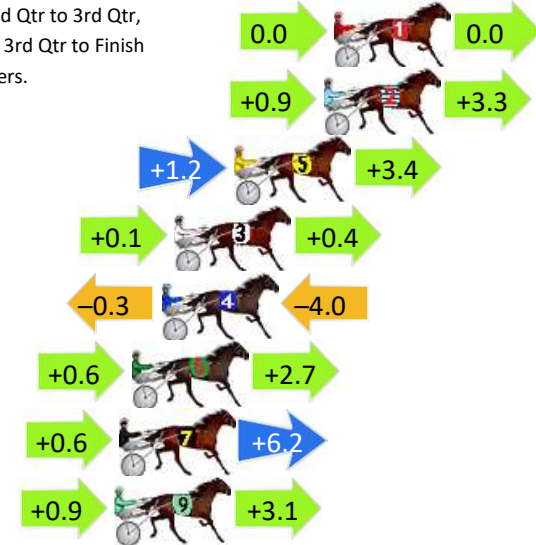
Fourth Qtr: 28.60s

DATA TABLE: 800 / 400 Posi's are position from leader and (how wide the horse was at that position)

NoHorse	Plc	Mar	800 Posi	400 Posi	Time	3rd Qtr	4th Qt
1 LADY PRIMA DONNA	1	0.0m	0.0m (0)	0.0m (0)	2:34.30	28.20s	28.60s
2 ROCKABALL	2	0.4m	4.6m (0)	3.7m (0)	2:34.33	28.14s	28.37s
5 CHACO EAGLE	3	4.0m	8.6m (0)	7.4m (0)	2:34.60	28.12s	28.38s
3 FRANKIE J HOLDEN	4	6.4m	6.9m (1)	6.8m (1)	2:34.78	28.20s	28.60s
4 LUCAPELO	5	6.9m	2.6m (1)	2.9m (1)	2:34.82	28.22s	28.92s
6 HES NEVER BEEN BETA	6	8.1m	11.4m (1)	10.8m (1)	2:34.91	28.16s	28.45s
7 PER ARDUA AD ASTRA	7	8.6m	15.4m (1)	14.8m (1)	2:34.95	28.16s	28.20s
9 HEEZ GOOD AS GOLD	8	8.8m	12.8m (0)	11.9m (0)	2:34.96	28.14s	28.42s

Finish Position and metres gained

First Arrow shows distance gain/loss from 2nd Qtr to 3rd Qtr,
Second Arrow shows distance gain/loss from 3rd Qtr to Finish
Blue arrow indicates best gain in these quarters.



800

Visual positions in race at 2nd Quarter



400

Visual positions in race at 3rd Quarter



Powered by
PJ

Harness Analyser

Sectional Analysis Software
Not just form | Free Trial

www.facebook.com/PJHarnessRacing



RISE Digital, Harness Racing Australia nor the provider accepts any responsibility for the completeness or accuracy of any of the information contained herein, and makes no representations about its suitability for any particular purpose. Users should make their own judgements about those matters and/or seek independent advice. You assume all risks associated with use of data provided on this page

Gloucester Park Race 9 Distance 2130m

Friday, 9 February 2024

Gross Time: 2:34.50

MileRate: 1:56.70

LeadTime: 37.60s

First Qtr: 29.90s

Second Qtr: 29.00s

Third Qtr: 28.70s


Fourth Qtr: 29.30s

DATA TABLE: 800 / 400 Posi's are position from leader and (how wide the horse was at that position)

No	Horse	Plc	Mar	800 Posi	400 Posi	Time	3rd Qtr	4th Qt
7	GREGARMY	1	0.0m	0.9m (1)	4.8m (1)	2:34.50	28.98s	28.96s
2	MASTER LEIGHTON	2	1.2m	0.0m (0)	0.0m (0)	2:34.59	28.70s	29.39s
3	DISCO UNDER FIRE	3	1.5m	9.0m (1)	5.6m (2)	2:34.62	28.46s	29.01s
6	STAR OF WILLOUGHBY	4	3.0m	13.5m (0)	9.5m (1)	2:34.73	28.42s	28.85s
8	TUBBS FARQUHAR	5	4.5m	5.3m (1)	0.9m (1)	2:34.85	28.38s	29.58s
9	RICHIE REACTOR	6	6.2m	17.4m (0)	13.1m (1)	2:34.98	28.40s	28.83s
4	STREET APPEAL	7	7.6m	9.0m (0)	11.9m (0)	2:35.08	28.92s	29.02s
5	OUR STAR WATCH	8	8.7m	12.6m (1)	9.8m (2)	2:35.17	28.50s	29.26s
1	JOHNNY LOMBO	9	34.3m	4.5m (0)	7.2m (0)	2:37.14	28.90s	31.42s

Finish Position and metres gained

First Arrow shows distance gain/loss from 2nd Qtr to 3rd Qtr,
Second Arrow shows distance gain/loss from 3rd Qtr to Finish
Blue arrow indicates best gain in these quarters.



800

Visual positions in race at 2nd Quarter



400

Visual positions in race at 3rd Quarter



Powered by



Harness Analyser

Sectional Analysis Software

Not just form | Free Trial

www.facebook.com/PJHarnessRacing



RISE Digital, Harness Racing Australia nor the provider accepts any responsibility for the completeness or accuracy of any of the information contained herein, and makes no representations about its suitability for any particular purpose. Users should make their own judgements about those matters and/or seek independent advice. You assume all risks associated with use of data provided on this page

Gloucester Park Race 10 Distance 2130m

Friday, 9 February 2024

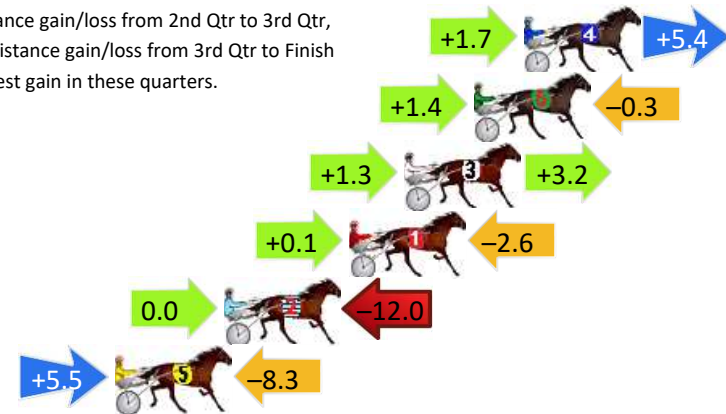
Gross Time: 2:33.80 MileRate: 1:56.20 LeadTime: 37.00s First Qtr: 29.90s Second Qtr: 28.50s Third Qtr: 29.10s Fourth Qtr: 29.30s

DATA TABLE: 800 / 400 Posi's are position from leader and (how wide the horse was at that position)

NoHorse	Plc	Mar	800 Posi	400 Posi	Time	3rd Qtr	4th Qt
4 IN A WINK	1	0.0m	7.1m (1)	5.4m (1)	2:33.80	28.99s	28.91s
6 XCEPTIONAL ARMA	2	2.0m	3.1m (1)	1.7m (1)	2:33.95	29.00s	29.33s
3 THE SWINDLER	3	4.8m	9.3m (0)	8.0m (0)	2:34.17	29.02s	29.09s
1 WORLD SECRET	4	7.0m	4.5m (0)	4.4m (0)	2:34.34	29.10s	29.52s
2 LUCI KANE	5	12.0m	0.0m (0)	0.0m (0)	2:34.72	29.10s	30.22s
5 PRINCESS KATIE	6	16.4m	13.6m (0)	8.1m (2)	2:35.06	28.72s	29.98s

Finish Position and metres gained

First Arrow shows distance gain/loss from 2nd Qtr to 3rd Qtr,
Second Arrow shows distance gain/loss from 3rd Qtr to Finish
Blue arrow indicates best gain in these quarters.



800

Visual positions in race at 2nd Quarter



400

Visual positions in race at 3rd Quarter



Powered by
PJ

Harness Analyser

Sectional Analysis Software
Not just form | Free Trial

www.facebook.com/PJHarnessRacing



RISE Digital, Harness Racing Australia nor the provider accepts any responsibility for the completeness or accuracy of any of the information contained herein, and makes no representations about its suitability for any particular purpose. Users should make their own judgements about those matters and/or seek independent advice. You assume all risks associated with use of data provided on this page