

# Gloucester Park Race 1 Distance 2130m

Tuesday, 13 February 2024


Gross Time: 2:38.60 MileRate: 1:59.80 LeadTime: 38.10s First Qtr: 32.10s Second Qtr: 30.20s Third Qtr: 29.50s Fourth Qtr: 28.70s

DATA TABLE: 800 / 400 Posi's are position from leader and (how wide the horse was at that position)

NoHorse	Plc	Mar	800 Posi	400 Posi	Time	3rd Qtr	4th Qt
1 OUR EAGLE BAY	1	0.0m	0.0m (0)	0.0m (0)	2:38.60	29.50s	28.70s
10 HELLO GORGEOUS	2	3.2m	4.4m (0)	4.2m (0)	2:38.84	29.48s	28.63s
4 OUR MUSICAL MOTION	3	8.1m	2.6m (1)	4.0m (1)	2:39.21	29.61s	28.99s
6 CUTTING ROSES	4	11.1m	8.6m (0)	9.2m (0)	2:39.44	29.55s	28.84s
5 BONNIE PAULINE	5	11.5m	7.0m (1)	6.0m (2)	2:39.47	29.43s	29.09s
8 LIZZIE THORPE	6	14.0m	16.0m (1)	15.2m (1)	2:39.65	29.44s	28.61s
9 SWEETEST THING	7	14.4m	11.4m (1)	11.2m (1)	2:39.69	29.49s	28.93s
2 SPARKLING JEWELS	8	15.3m	12.8m (0)	13.4m (0)	2:39.75	29.55s	28.84s
3 ALLY ROCKS	9	17.1m	17.4m (0)	18.0m (0)	2:39.89	29.54s	28.64s
7 THE PROTOTYPE	10	21.0m	22.4m (1)	22.2m (1)	2:40.18	29.48s	28.61s


## Finish Position and metres gained

First Arrow shows distance gain/loss from 2nd Qtr to 3rd Qtr,  
Second Arrow shows distance gain/loss from 3rd Qtr to Finish  
Blue arrow indicates best gain in these quarters.



800

Visual positions in race at 2nd Quarter



400

Visual positions in race at 3rd Quarter



Powered by



Harness Analyser

Sectional Analysis Software

Not just form | Free Trial

[www.facebook.com/PJHarnessRacing](https://www.facebook.com/PJHarnessRacing)



RISE Digital, Harness Racing Australia nor the provider accepts any responsibility for the completeness or accuracy of any of the information contained herein, and makes no representations about its suitability for any particular purpose. Users should make their own judgements about those matters and/or seek independent advice. You assume all risks associated with use of data provided on this page

# Gloucester Park Race 2 Distance 1730m

Tuesday, 13 February 2024

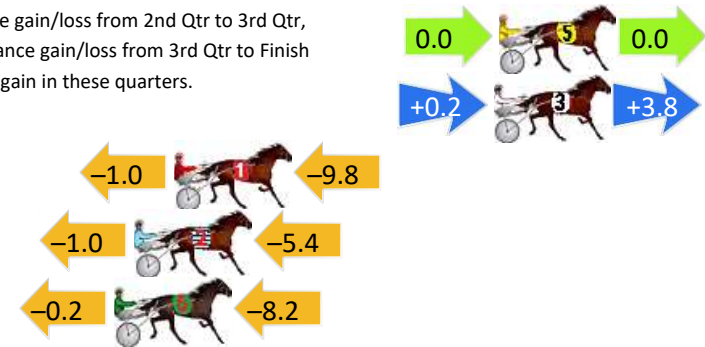
Gross Time: 2:04.30 MileRate: 1:55.60 LeadTime: 8.00s First Qtr: 29.50s Second Qtr: 30.20s Third Qtr: 28.30s Fourth Qtr: 28.30s

DATA TABLE: 800 / 400 Posi's are position from leader and (how wide the horse was at that position)

NoHorse	Plc	Mar	800 Posi	400 Posi	Time	3rd Qtr	4th Qt
5 LOUIE VEE	1	0.0m	0.0m (0)	0.0m (0)	2:04.30	28.30s	28.30s
3 MYSTA MOON WALKER	2	0.2m	4.2m (0)	4.0m (0)	2:04.31	28.29s	28.03s
1 KOOJAN	3	13.0m	2.2m (1)	3.2m (1)	2:05.27	28.37s	28.99s
2 WICKED HUSTLER	4	14.6m	8.2m (0)	9.2m (0)	2:05.39	28.37s	28.68s
6 RUBY LOU	5	15.4m	7.0m (1)	7.2m (2)	2:05.45	28.31s	28.88s

## Finish Position and metres gained

First Arrow shows distance gain/loss from 2nd Qtr to 3rd Qtr,  
Second Arrow shows distance gain/loss from 3rd Qtr to Finish  
Blue arrow indicates best gain in these quarters.



8  
0  
0

Visual positions in race at 2nd Quarter



4  
0  
0

Visual positions in race at 3rd Quarter



Powered by



Harness Analyser

Sectional Analysis Software

Not just form | Free Trial

[www.facebook.com/PJHarnessRacing](http://www.facebook.com/PJHarnessRacing)



RISE Digital, Harness Racing Australia nor the provider accepts any responsibility for the completeness or accuracy of any of the information contained herein, and makes no representations about its suitability for any particular purpose. Users should make their own judgements about those matters and/or seek independent advice. You assume all risks associated with use of data provided on this page

# Gloucester Park Race 3 Distance 2130m

Tuesday, 13 February 2024

Gross Time: 2:34.40

MileRate: 1:56.70

LeadTime: 37.20s

First Qtr: 30.50s

Second Qtr: 29.40s

Third Qtr: 28.80s


Fourth Qtr: 28.50s

DATA TABLE: 800 / 400 Posi's are position from leader and (how wide the horse was at that position)

No	Horse	Plc	Mar	800 Posi	400 Posi	Time	3rd Qtr	4th Qt
2	PIVOTAL	1	0.0m	0.0m (0)	0.0m (0)	2:34.40	28.80s	28.50s
11	MAKE YOUR MARK	2	5.3m	9.6m (2)	2.6m (1)	2:34.80	28.30s	28.69s
10	EASTON QUALITY	3	6.4m	8.4m (0)	8.4m (0)	2:34.88	28.80s	28.36s
1	GODDESS OF REASON	4	7.9m	4.0m (0)	4.0m (0)	2:34.99	28.80s	28.78s
4	ALFA PRINCESS	5	15.0m	6.4m (1)	9.0m (2)	2:35.52	28.99s	28.93s
12	LIBBA RACY	6	20.4m	12.6m (0)	14.4m (0)	2:35.93	28.93s	28.93s
7	ADORE ME SOME MORE	7	22.0m	2.4m (1)	6.8m (1)	2:36.05	29.12s	29.58s
3	FIREBALL FRIDAY	8	22.3m	10.4m (1)	14.2m (1)	2:36.07	29.07s	29.07s
6	CHEAP THRILLZ	9	25.8m	16.4m (0)	19.6m (0)	2:36.33	29.03s	28.94s
8	LENI ROSE	10	26.6m	20.4m (0)	22.6m (1)	2:36.39	28.96s	28.78s
5	BILLY TO THE MAX	11	46.2m	15.4m (1)	12.6m (3)	2:37.86	28.61s	30.88s

## Finish Position and metres gained

First Arrow shows distance gain/loss from 2nd Qtr to 3rd Qtr,  
Second Arrow shows distance gain/loss from 3rd Qtr to Finish  
Blue arrow indicates best gain in these quarters.



800

Visual positions in race at 2nd Quarter



400

Visual positions in race at 3rd Quarter



Powered by  
**PJ**

**Harness Analyser**

Sectional Analysis Software  
Not just form | Free Trial

[www.facebook.com/PJHarnessRacing](http://www.facebook.com/PJHarnessRacing)



RISE Digital, Harness Racing Australia nor the provider accepts any responsibility for the completeness or accuracy of any of the information contained herein, and makes no representations about its suitability for any particular purpose. Users should make their own judgements about those matters and/or seek independent advice. You assume all risks associated with use of data provided on this page

# Gloucester Park Race 4 Distance 2536m

Tuesday, 13 February 2024

Gross Time: 3:05.10

MileRate: 1:57.40

LeadTime: 68.10s

First Qtr: 29.90s

Second Qtr: 29.00s

Third Qtr: 29.50s


Fourth Qtr: 28.60s

DATA TABLE: 800 / 400 Posi's are position from leader and (how wide the horse was at that position)

No	Horse	Plc	Mar	800 Posi	400 Posi	Time	3rd Qtr	4th Qt
6	LOUIE LEBEAU	1	0.0m	3.2m (1)	0.0m (0)	3:05.10	29.27s	28.60s
8	TERROR IN TEXAS	2	6.5m	20.2m (1)	8.6m (2)	3:05.59	28.66s	28.45s
12	HES A COOL MACH	3	13.5m	24.8m (1)	12.6m (2)	3:06.11	28.62s	28.66s
2	ISAIDBOO	4	15.6m	9.2m (0)	8.2m (0)	3:06.27	29.44s	29.13s
4	IDEAL WHITBY	5	24.5m	7.6m (1)	4.4m (2)	3:06.94	29.29s	30.03s
3	PATH OF GOLD	6	24.7m	11.6m (1)	8.4m (1)	3:06.95	29.29s	29.76s
7	ALFREDI	7	26.7m	15.8m (1)	12.4m (1)	3:07.11	29.27s	29.62s
11	TRIROYALE BRIGADE	8	27.0m	17.6m (0)	16.2m (0)	3:07.13	29.41s	29.37s
1	MAJOR DALTON	9	27.1m	5.2m (0)	4.4m (1)	3:07.14	29.47s	30.21s
10	LUKE ATTACK	10	42.8m	13.2m (0)	12.2m (0)	3:08.31	29.46s	30.78s
9	ROCKINTHEBOX	11	56.4m	22.2m (0)	19.4m (1)	3:09.34	29.34s	31.23s
5	AMAZING AMERICAN	12	69.6m	0.0m (0)	4.4m (0)	3:10.33	29.89s	33.24s

## Finish Position and metres gained

First Arrow shows distance gain/loss from 2nd Qtr to 3rd Qtr,  
Second Arrow shows distance gain/loss from 3rd Qtr to Finish  
Blue arrow indicates best gain in these quarters.



800

Visual positions in race at 2nd Quarter



400

Visual positions in race at 3rd Quarter



Powered by



Harness Analyser

Sectional Analysis Software

Not just form | Free Trial

www.facebook.com/PJHarnessRacing



RISE Digital, Harness Racing Australia nor the provider accepts any responsibility for the completeness or accuracy of any of the information contained herein, and makes no representations about its suitability for any particular purpose. Users should make their own judgements about those matters and/or seek independent advice. You assume all risks associated with use of data provided on this page



# Gloucester Park Race 5 Distance 2130m

Tuesday, 13 February 2024


Gross Time: 2:32.00 MileRate: 1:54.80 LeadTime: 36.80s First Qtr: 29.10s Second Qtr: 29.30s Third Qtr: 28.70s Fourth Qtr: 28.10s

DATA TABLE: 800 / 400 Posi's are position from leader and (how wide the horse was at that position)

NoHorse	Plc	Mar	800 Posi	400 Posi	Time	3rd Qtr	4th Qt
3 IRA POOLE	1	0.0m	0.0m (0)	0.0m (0)	2:32.00	28.70s	28.10s
4 HAYWIRE	2	16.6m	20.8m (1)	15.6m (2)	2:33.23	28.33s	28.17s
11 CAVALRY CALL	3	17.0m	9.4m (0)	11.6m (0)	2:33.26	28.86s	28.48s
10 FLEUR DU MAQUIS	4	17.9m	8.2m (1)	13.8m (1)	2:33.32	29.10s	28.39s
1 NAME IN LIGHTS	5	21.0m	4.6m (0)	6.0m (0)	2:33.55	28.81s	29.15s
12 TUMBLIN DICE	6	21.3m	13.6m (0)	16.0m (0)	2:33.57	28.87s	28.47s
6 SIDSTREPO	7	21.7m	22.0m (0)	22.8m (1)	2:33.60	28.76s	28.02s
2 THE RIGHTEOUS	8	22.0m	16.8m (1)	21.4m (2)	2:33.62	29.03s	28.14s
5 BLOCKJORG	8	22.0m	24.8m (1)	20.6m (3)	2:33.62	28.40s	28.20s
8 PATRIKIAR	10	25.8m	17.6m (0)	19.6m (0)	2:33.91	28.85s	28.53s
9 THE WATCH MAKER	11	29.8m	3.2m (1)	8.6m (1)	2:34.20	29.10s	29.58s
7 JOE WITH THE FLOW	12	33.9m	12.6m (1)	17.6m (1)	2:34.50	29.07s	29.24s

## Finish Position and metres gained

First Arrow shows distance gain/loss from 2nd Qtr to 3rd Qtr,  
Second Arrow shows distance gain/loss from 3rd Qtr to Finish  
Blue arrow indicates best gain in these quarters



800

Visual positions in race at 2nd Quarter



400

Visual positions in race at 3rd Quarter



Powered by



Harness Analyser

Sectional Analysis Software

Not just form | Free Trial

[www.facebook.com/PJHarnessRacing](http://www.facebook.com/PJHarnessRacing)



RISE Digital, Harness Racing Australia nor the provider accepts any responsibility for the completeness or accuracy of any of the information contained herein, and makes no representations about its suitability for any particular purpose. Users should make their own judgements about those matters and/or seek independent advice. You assume all risks associated with use of data provided on this page

# Gloucester Park Race 6 Distance 2130m

Tuesday, 13 February 2024

Gross Time: 2:36.40

MileRate: 1:58.20

LeadTime: 37.00s

First Qtr: 29.10s

Second Qtr: 29.20s

Third Qtr: 30.40s




Fourth Qtr: 30.70s

DATA TABLE: 800 / 400 Posi's are position from leader and (how wide the horse was at that position)

No	Horse	Plc	Mar	800 Posi	400 Posi	Time	3rd Qtr	4th Qt
10	LIGHTFOOT LEIGH	1	0.0m	5.4m (0)	6.8m (2)	2:36.40	30.51s	30.18s
7	SWEET LUCIFER	2	1.5m	0.0m (0)	0.0m (0)	2:36.52	30.40s	30.81s
3	JINGLING JEWELS	3	3.3m	18.6m (1)	15.4m (2)	2:36.67	30.16s	29.78s
6	AXLE ROCKS	4	3.5m	28.6m (0)	22.2m (1)	2:36.68	29.92s	29.27s
1	DAWSON SHARD	5	6.2m	24.2m (0)	16.4m (1)	2:36.90	29.81s	29.92s
5	PACIFIC EAGLE	6	8.5m	27.8m (1)	26.6m (2)	2:37.08	30.32s	29.32s
8	DUNAMIS	7	9.5m	32.8m (0)	27.6m (1)	2:37.16	30.01s	29.32s
11	SCUTTLEBUTT	8	12.1m	0.6m (1)	3.0m (1)	2:37.37	30.58s	31.39s
9	IMA AUSSIE ARTIST	9	20.3m	33.6m (1)	31.6m (0)	2:38.03	30.25s	29.84s
2	ROCKABILITY	10	27.0m	19.0m (0)	14.8m (0)	2:38.57	30.08s	31.63s
4	HOKULANI	11	48.1m	23.8m (1)	33.0m (1)	2:40.26	31.09s	31.85s

## Finish Position and metres gained

First Arrow shows distance gain/loss from 2nd Qtr to 3rd Qtr,  
Second Arrow shows distance gain/loss from 3rd Qtr to Finish  
Blue arrow indicates best gain in these quarters.



Powered by  
**PJ**

# Harness Analyser

Sectional Analysis Software  
Not just form | Free Trial

[www.facebook.com/PJHarnessRacing](http://www.facebook.com/PJHarnessRacing)



RISE Digital, Harness Racing Australia nor the provider accepts any responsibility for the completeness or accuracy of any of the information contained herein, and makes no representations about its suitability for any particular purpose. Users should make their own judgements about those matters and/or seek independent advice. You assume all risks associated with use of data provided on this page

# Gloucester Park Race 7 Distance 2130m

Tuesday, 13 February 2024


Gross Time: 2:37.90 MileRate: 1:59.30 LeadTime: 38.10s First Qtr: 31.30s Second Qtr: 31.00s Third Qtr: 29.00s Fourth Qtr: 28.50s

DATA TABLE: 800 / 400 Posi's are position from leader and (how wide the horse was at that position)

No	Horse	Plc	Mar	800 Posi	400 Posi	Time	3rd Qtr	4th Qt
10	LUKES MISTAKE	1	0.0m	12.0m (0)	13.0m (1)	2:37.90	29.06s	27.58s
6	THE MASKED CRUSADER	2	0.2m	1.8m (1)	0.6m (1)	2:37.91	28.91s	28.47s
4	SHOOT THROUGH	3	3.1m	0.0m (0)	0.0m (0)	2:38.13	29.00s	28.72s
5	FIREPLAY	4	4.5m	5.6m (1)	4.6m (1)	2:38.24	28.93s	28.49s
3	JAMIE KIM	5	7.2m	4.2m (0)	4.4m (0)	2:38.44	29.02s	28.70s
12	EUSTON FLYER	6	7.3m	16.0m (0)	18.0m (1)	2:38.45	29.14s	27.74s
1	STELLA MAJOR	7	11.7m	8.2m (0)	9.2m (0)	2:38.78	29.07s	28.68s
7	FARRIERS TROUBLE	8	15.8m	20.0m (0)	20.8m (0)	2:39.08	29.05s	28.15s
2	SUNPATRA	9	16.9m	10.0m (1)	9.0m (1)	2:39.16	28.93s	29.06s
8	THE LIGHTNING STRIKE	10	17.0m	18.4m (1)	19.4m (2)	2:39.17	29.07s	28.33s
9	SUNNIE BEACH	11	19.2m	14.2m (1)	12.4m (2)	2:39.34	28.88s	28.98s

## Finish Position and metres gained

First Arrow shows distance gain/loss from 2nd Qtr to 3rd Qtr, Second Arrow shows distance gain/loss from 3rd Qtr to Finish Blue arrow indicates best gain in these quarters.



800

Visual positions in race at 2nd Quarter



400

Visual positions in race at 3rd Quarter



Powered by



Harness Analyser

Sectional Analysis Software

Not just form | Free Trial

[www.facebook.com/PJHarnessRacing](http://www.facebook.com/PJHarnessRacing)



RISE Digital, Harness Racing Australia nor the provider accepts any responsibility for the completeness or accuracy of any of the information contained herein, and makes no representations about its suitability for any particular purpose. Users should make their own judgements about those matters and/or seek independent advice. You assume all risks associated with use of data provided on this page



# Gloucester Park Race 8 Distance 2130m

Tuesday, 13 February 2024

Gross Time: 2:37.90 MileRate: 1:59.30 LeadTime: 39.10s First Qtr: 31.90s Second Qtr: 29.80s Third Qtr: 28.10s Fourth Qtr: 29.00s

DATA TABLE: 800 / 400 Posi's are position from leader and (how wide the horse was at that position)

No	Horse	Plc	Mar	800 Posi	400 Posi	Time	3rd Qtr	4th Qt
9	LENORA JANE	1	0.0m	17.0m (1)	13.2m (1)	2:37.90	27.85s	28.05s
3	LUCI KANE	2	0.2m	0.0m (0)	0.0m (0)	2:37.92	28.10s	29.01s
6	PRINCESS MICKAYLA	3	0.8m	3.8m (1)	0.0m (1)	2:37.96	27.83s	29.06s
7	BONNE AMOUR	4	3.3m	12.8m (1)	9.2m (1)	2:38.15	27.85s	28.57s
2	MISS UNEEK	5	4.3m	9.0m (0)	9.2m (0)	2:38.23	28.12s	28.65s
4	WORLD SECRET	6	5.0m	8.2m (1)	3.8m (2)	2:38.28	27.79s	29.09s
1	STATE MY CASE	7	6.8m	4.4m (0)	4.4m (0)	2:38.42	28.10s	29.17s
5	MISS SHAHJA	8	8.7m	13.2m (0)	13.2m (0)	2:38.56	28.11s	28.68s
8	ROCK ROSIE ROCK	9	9.6m	17.6m (0)	18.4m (0)	2:38.63	28.17s	28.37s


## Finish Position and metres gained

First Arrow shows distance gain/loss from 2nd Qtr to 3rd Qtr,  
Second Arrow shows distance gain/loss from 3rd Qtr to Finish  
Blue arrow indicates best gain in these quarters.



800

Visual positions in race at 2nd Quarter



400

Visual positions in race at 3rd Quarter



Powered by



Harness Analyser

Sectional Analysis Software

Not just form | Free Trial

[www.facebook.com/PJHarnessRacing](https://www.facebook.com/PJHarnessRacing)



RISE Digital, Harness Racing Australia nor the provider accepts any responsibility for the completeness or accuracy of any of the information contained herein, and makes no representations about its suitability for any particular purpose. Users should make their own judgements about those matters and/or seek independent advice. You assume all risks associated with use of data provided on this page



# Gloucester Park Race 9 Distance 2130m

Tuesday, 13 February 2024

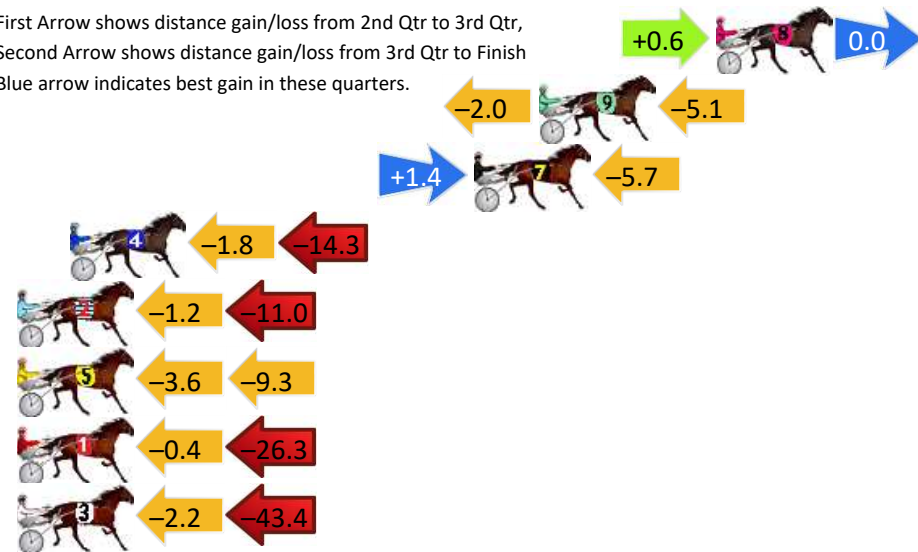
Gross Time: 2:36.20 MileRate: 1:58.00 LeadTime: 38.70s First Qtr: 31.90s Second Qtr: 28.90s Third Qtr: 28.50s Fourth Qtr: 28.20s

DATA TABLE: 800 / 400 Posi's are position from leader and (how wide the horse was at that position)

No	Horse	Plc	Mar	800 Posi	400 Posi	Time	3rd Qtr	4th Qt
8	VEGAS STRIP	1	0.0m	0.6m (0)	0.0m (0)	2:36.20	28.46s	28.20s
9	BALINGUP BOY	2	7.1m	0.0m (1)	2.0m (1)	2:36.73	28.64s	28.56s
7	CHASING COOPER	3	9.7m	5.4m (0)	4.0m (0)	2:36.92	28.40s	28.60s
4	BEALAWYER	4	25.9m	9.8m (1)	11.6m (1)	2:38.12	28.63s	29.20s
2	ELLIEGOZOOM	5	30.6m	18.4m (0)	19.6m (0)	2:38.47	28.59s	28.97s
5	RODGER JAMES	6	36.3m	23.4m (0)	27.0m (0)	2:38.89	28.76s	28.85s
1	GLADYS GUGMAN	7	36.5m	9.8m (0)	10.2m (0)	2:38.90	28.54s	30.04s
3	PETER ROMEO	8	50.2m	4.6m (1)	6.8m (1)	2:39.92	28.67s	31.24s

## Finish Position and metres gained

First Arrow shows distance gain/loss from 2nd Qtr to 3rd Qtr,  
Second Arrow shows distance gain/loss from 3rd Qtr to Finish  
Blue arrow indicates best gain in these quarters.



800

Visual positions in race at 2nd Quarter



400

Visual positions in race at 3rd Quarter



Powered by



Harness Analyser

Sectional Analysis Software

Not just form | Free Trial

[www.facebook.com/PJHarnessRacing](http://www.facebook.com/PJHarnessRacing)



RISE Digital, Harness Racing Australia nor the provider accepts any responsibility for the completeness or accuracy of any of the information contained herein, and makes no representations about its suitability for any particular purpose. Users should make their own judgements about those matters and/or seek independent advice. You assume all risks associated with use of data provided on this page

# Gloucester Park Race 10 Distance 2503m

Tuesday, 13 February 2024

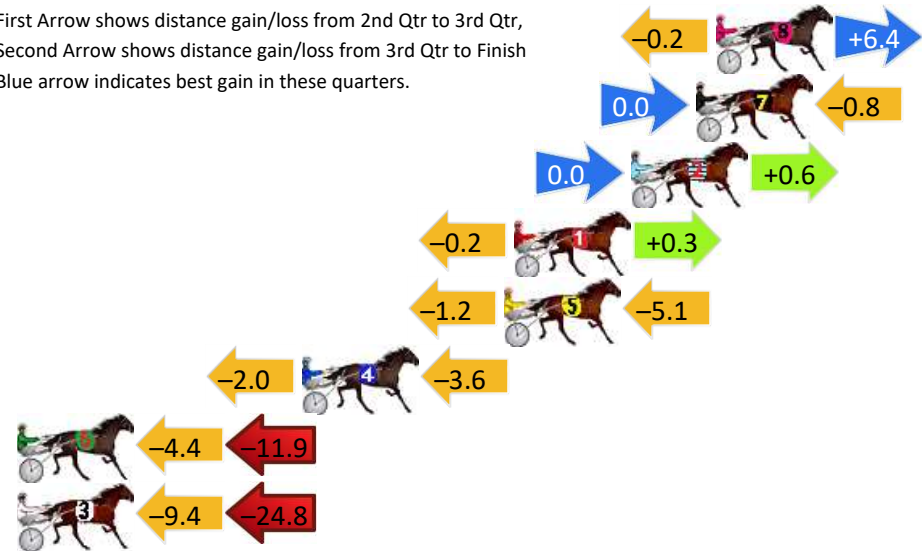
Gross Time: 3:14.50 MileRate: 2:04.10 LeadTime: 72.40s First Qtr: 30.00s Second Qtr: 32.80s Third Qtr: 29.90s Fourth Qtr: 29.40s

DATA TABLE: 800 / 400 Posi's are position from leader and (how wide the horse was at that position)

NoHorse	Plc	Mar	800 Posi	400 Posi	Time	3rd Qtr	4th Qt
8 POSSEIDON	1	0.0m	6.2m (1)	6.4m (2)	3:14.50	29.91s	28.93s
7 EVAS IMAGE	2	0.8m	0.0m (0)	0.0m (0)	3:14.56	29.90s	29.46s
2 ELEGANT PEAK	3	3.4m	4.0m (0)	4.0m (0)	3:14.76	29.90s	29.36s
1 ABUNDANCE	4	8.1m	8.2m (0)	8.4m (0)	3:15.12	29.91s	29.38s
5 CHUMANI	5	8.5m	2.2m (1)	3.4m (1)	3:15.16	29.99s	29.77s
4 STAY FOCUSED	6	16.6m	11.0m (1)	13.0m (1)	3:15.78	30.05s	29.66s
6 TAIMATE ANGUS	7	28.9m	12.6m (0)	17.0m (0)	3:16.73	30.23s	30.27s
3 BEE BEE BEROCC	8	49.6m	15.4m (1)	24.8m (1)	3:18.32	30.61s	31.21s

## Finish Position and metres gained

First Arrow shows distance gain/loss from 2nd Qtr to 3rd Qtr, Second Arrow shows distance gain/loss from 3rd Qtr to Finish  
Blue arrow indicates best gain in these quarters.



800

Visual positions in race at 2nd Quarter



400

Visual positions in race at 3rd Quarter



Powered by



Harness Analyser

Sectional Analysis Software

Not just form | Free Trial

[www.facebook.com/PJHarnessRacing](https://www.facebook.com/PJHarnessRacing)



RISE Digital, Harness Racing Australia nor the provider accepts any responsibility for the completeness or accuracy of any of the information contained herein, and makes no representations about its suitability for any particular purpose. Users should make their own judgements about those matters and/or seek independent advice. You assume all risks associated with use of data provided on this page