

# Gloucester Park Race 1 Distance 2130m

Tuesday, 20 February 2024


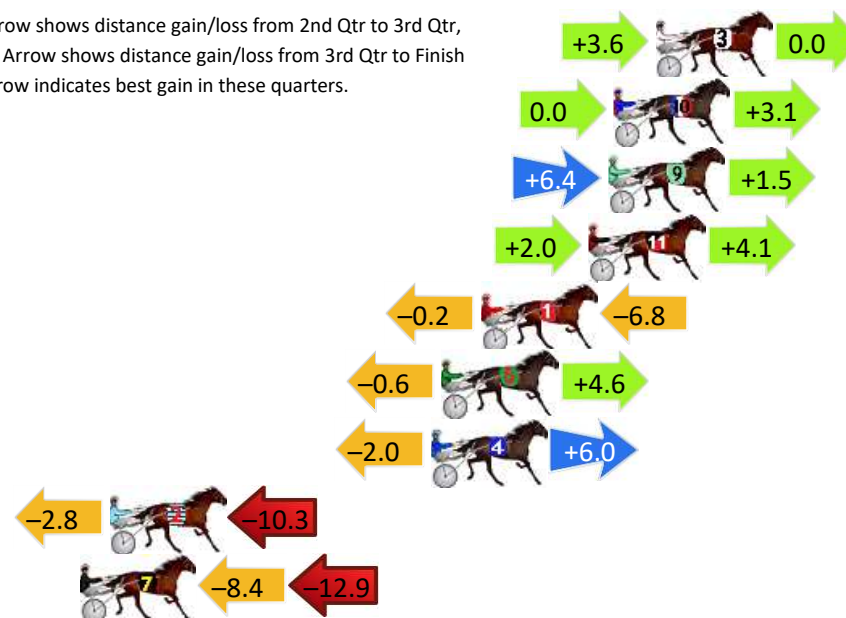
Gross Time: 2:37.50 MileRate: 1:59.00 LeadTime: 36.80s First Qtr: 30.50s Second Qtr: 30.80s Third Qtr: 29.10s Fourth Qtr: 30.30s

DATA TABLE: 800 / 400 Posi's are position from leader and (how wide the horse was at that position)

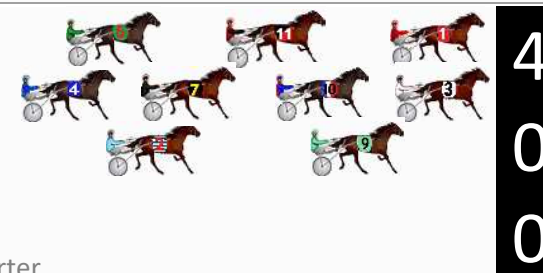
NoHorse	Plc	Mar	800 Posi	400 Posi	Time	3rd Qtr	4th Qt
3 THE LIGHTNING STRIKE	1	0.0m	3.6m (2)	0.0m (1)	2:37.50	28.83s	30.30s
10 THE MASKED CRUSADER	2	1.7m	4.8m (0)	4.8m (1)	2:37.63	29.10s	30.07s
9 TRIROYALE BRIGADE	3	1.9m	9.8m (2)	3.4m (2)	2:37.65	28.63s	30.19s
11 ELLIEGOZOOM	4	2.7m	8.8m (0)	6.8m (0)	2:37.71	28.96s	29.99s
1 EUSTON FLYER	5	7.0m	0.0m (0)	0.2m (0)	2:38.06	29.10s	30.81s
6 LIL DELIGHT	6	8.6m	12.6m (0)	13.2m (0)	2:38.18	29.15s	29.95s
4 PACIFIC EAGLE	7	9.0m	13.0m (1)	15.0m (1)	2:38.21	29.26s	29.85s
2 FARRIERS TROUBLE	8	21.9m	8.8m (1)	11.6m (2)	2:39.24	29.29s	31.08s
7 FIREBALL FRIDAY	9	23.1m	1.8m (1)	10.2m (1)	2:39.33	29.70s	31.27s

## Finish Position and metres gained

First Arrow shows distance gain/loss from 2nd Qtr to 3rd Qtr,  
Second Arrow shows distance gain/loss from 3rd Qtr to Finish  
Blue arrow indicates best gain in these quarters.



Visual positions in race at 2nd Quarter



Visual positions in race at 3rd Quarter

# Gloucester Park Race 2 Distance 2130m

Tuesday, 20 February 2024

Gross Time: 2:34.70

MileRate: 1:56.90

LeadTime: 36.30s

First Qtr: 30.30s

Second Qtr: 29.70s

Third Qtr: 28.50s


Fourth Qtr: 29.90s

DATA TABLE: 800 / 400 Posi's are position from leader and (how wide the horse was at that position)

No	Horse	Plc	Mar	800 Posi	400 Posi	Time	3rd Qtr	4th Qt
11	SHEHADI	1	0.0m	8.6m (0)	6.0m (1)	2:34.70	28.32s	29.45s
9	MAKE YOUR MARK	2	3.4m	3.0m (1)	2.2m (1)	2:34.97	28.44s	29.99s
6	EASTON QUALITY	3	3.6m	13.0m (0)	8.6m (0)	2:34.98	28.19s	29.53s
1	ADORE ME SOME MORE	4	6.5m	0.0m (0)	0.0m (0)	2:35.21	28.49s	30.38s
12	RATTLIN LILLY	5	6.7m	11.0m (2)	7.6m (3)	2:35.22	28.25s	29.83s
10	ROCKIN THE TREND	6	8.1m	4.2m (0)	4.6m (0)	2:35.33	28.52s	30.16s
4	OUR LADY JEN	7	10.3m	12.4m (1)	10.4m (1)	2:35.51	28.35s	29.89s
7	ALFA PRINCESS	8	12.4m	17.0m (1)	17.8m (0)	2:35.67	28.57s	29.50s
5	HUNT THE MAGIC	9	16.4m	15.6m (2)	13.4m (2)	2:35.98	28.34s	30.12s
2	PATRIKIAR	10	29.8m	8.0m (1)	8.4m (2)	2:37.03	28.49s	31.49s

## Finish Position and metres gained

First Arrow shows distance gain/loss from 2nd Qtr to 3rd Qtr,  
Second Arrow shows distance gain/loss from 3rd Qtr to Finish  
Blue arrow indicates best gain in these quarters.



Visual positions in race at 2nd Quarter

800



Visual positions in race at 3rd Quarter

400



Powered by



Harness Analyser

Sectional Analysis Software

Not just form | Free Trial

[www.facebook.com/PJHarnessRacing](http://www.facebook.com/PJHarnessRacing)



RISE Digital, Harness Racing Australia nor the provider accepts any responsibility for the completeness or accuracy of any of the information contained herein, and makes no representations about its suitability for any particular purpose. Users should make their own judgements about those matters and/or seek independent advice. You assume all risks associated with use of data provided on this page

# Gloucester Park Race 3 Distance 2130m

Tuesday, 20 February 2024



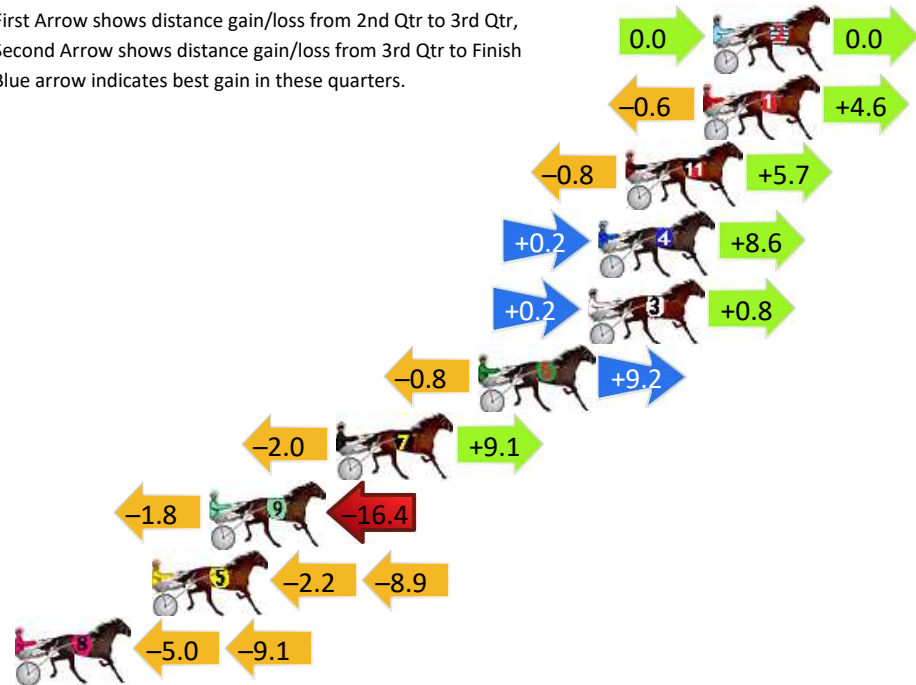
Gross Time: 2:37.00 MileRate: 1:58.60 LeadTime: 38.30s First Qtr: 31.70s Second Qtr: 29.70s Third Qtr: 28.00s Fourth Qtr: 29.30s

DATA TABLE: 800 / 400 Posi's are position from leader and (how wide the horse was at that position)

No	Horse	Plc	Mar	800 Posi	400 Posi	Time	3rd Qtr	4th Qt
2	RICHE REACTOR	1	0.0m	0.0m (0)	0.0m (0)	2:37.00	28.00s	29.30s
1	LUKE ATTACK	2	0.4m	4.4m (0)	5.0m (0)	2:37.03	28.05s	28.96s
11	FIREPLAY	3	3.5m	8.4m (0)	9.2m (0)	2:37.27	28.07s	28.88s
4	IDEAL WHITBY	4	4.6m	13.4m (0)	13.2m (0)	2:37.35	28.00s	28.67s
3	HES A COOL MACH	5	5.0m	6.0m (1)	5.8m (2)	2:37.38	27.99s	29.24s
6	ROCKINTHEBOX	6	9.4m	17.8m (0)	18.6m (0)	2:37.72	28.07s	28.63s
7	RUSINOL	7	15.1m	22.2m (0)	24.2m (0)	2:38.16	28.16s	28.64s
9	PATH OF GOLD	8	20.2m	2.0m (1)	3.8m (1)	2:38.55	28.10s	30.49s
5	AMERICAN DUTCHESS	9	22.5m	11.4m (1)	13.6m (1)	2:38.73	28.14s	29.95s
8	KOHLI	10	54.1m	40.0m (0)	45.0m (0)	2:41.16	28.34s	29.96s

## Finish Position and metres gained

First Arrow shows distance gain/loss from 2nd Qtr to 3rd Qtr,  
Second Arrow shows distance gain/loss from 3rd Qtr to Finish  
Blue arrow indicates best gain in these quarters.



Powered by  
**PJ** Harness Analyser

Sectional Analysis Software  
Not just form | Free Trial

[www.facebook.com/PJHarnessRacing](https://www.facebook.com/PJHarnessRacing)



RISE Digital, Harness Racing Australia nor the provider accepts any responsibility for the completeness or accuracy of any of the information contained herein, and makes no representations about its suitability for any particular purpose. Users should make their own judgements about those matters and/or seek independent advice. You assume all risks associated with use of data provided on this page

# Gloucester Park Race 4 Distance 2130m

Tuesday, 20 February 2024

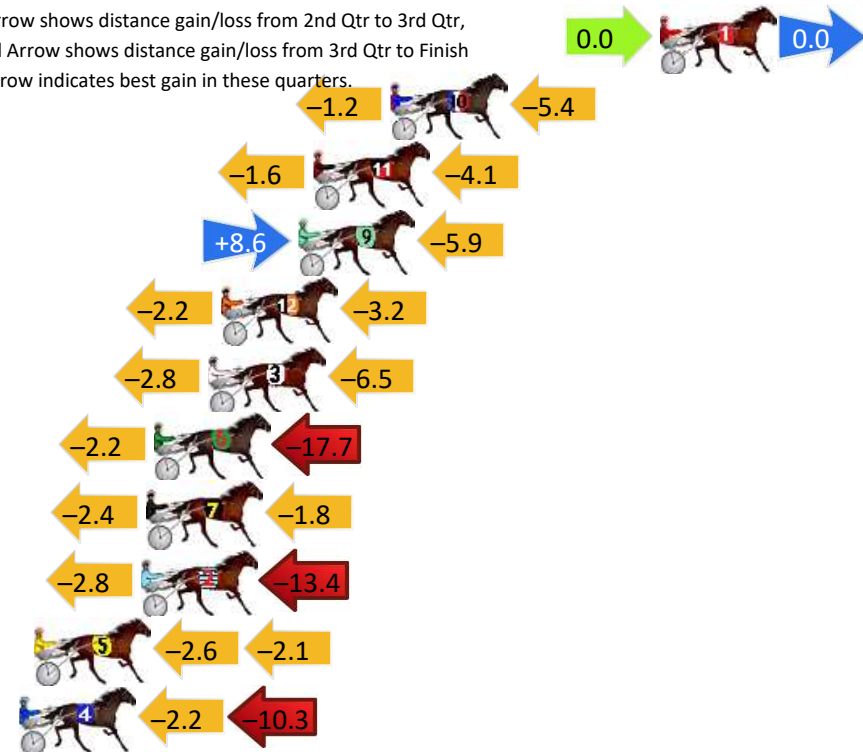
Gross Time: 2:36.70 MileRate: 1:58.40 LeadTime: 39.10s First Qtr: 31.40s Second Qtr: 29.90s Third Qtr: 28.70s Fourth Qtr: 27.60s

DATA TABLE: 800 / 400 Posi's are position from leader and (how wide the horse was at that position)

NoHorse	Plc	Mar	800 Posi	400 Posi	Time	3rd Qtr	4th Qt
1 ROCKNROLL ELLIOT	1	0.0m	0.0m (0)	0.0m (0)	2:36.70	28.70s	27.60s
10 STEREOPHONIC	2	10.8m	4.2m (0)	5.4m (0)	2:37.48	28.79s	27.97s
11 VALHALLA MISS	3	13.9m	8.2m (0)	9.8m (0)	2:37.71	28.82s	27.88s
9 TORPEDO ROCK	4	14.5m	17.2m (1)	8.6m (2)	2:37.75	28.11s	28.00s
12 PIVOTAL	5	17.6m	12.2m (0)	14.4m (0)	2:37.98	28.86s	27.82s
3 STARS OF GOLD	6	18.1m	8.8m (1)	11.6m (1)	2:38.01	28.90s	28.05s
6 PONTEVIVO	7	20.3m	0.4m (1)	2.6m (1)	2:38.17	28.88s	28.81s
7 THE RIGHTEOUS	8	20.6m	16.4m (0)	18.8m (0)	2:38.20	28.87s	27.72s
2 CAVALRY CALL	9	20.8m	4.6m (1)	7.4m (1)	2:38.21	28.91s	28.52s
5 JILLIBY JAKE	10	25.1m	20.4m (0)	23.0m (0)	2:38.52	28.88s	27.74s
4 DWAYNE	11	25.7m	13.2m (1)	15.4m (1)	2:38.57	28.87s	28.31s

## Finish Position and metres gained

First Arrow shows distance gain/loss from 2nd Qtr to 3rd Qtr,  
Second Arrow shows distance gain/loss from 3rd Qtr to Finish  
Blue arrow indicates best gain in these quarters.



800

Visual positions in race at 2nd Quarter



400

Visual positions in race at 3rd Quarter



Powered by  
**PJ**

Harness Analyser

Sectional Analysis Software  
Not just form | Free Trial

[www.facebook.com/PJHarnessRacing](http://www.facebook.com/PJHarnessRacing)



RISE Digital, Harness Racing Australia nor the provider accepts any responsibility for the completeness or accuracy of any of the information contained herein, and makes no representations about its suitability for any particular purpose. Users should make their own judgements about those matters and/or seek independent advice. You assume all risks associated with use of data provided on this page



# Gloucester Park Race 5 Distance 1730m

Tuesday, 20 February 2024

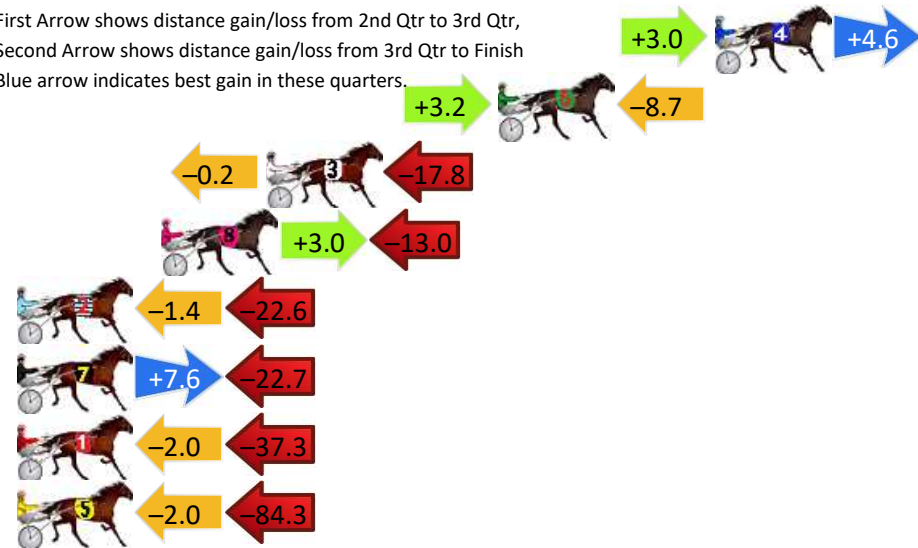
Gross Time: 2:06.00 MileRate: 1:57.20 LeadTime: 8.00s First Qtr: 28.40s Second Qtr: 32.00s Third Qtr: 29.20s Fourth Qtr: 28.40s

DATA TABLE: 800 / 400 Posi's are position from leader and (how wide the horse was at that position)

No	Horse	Plc	Mar	800 Posi	400 Posi	Time	3rd Qtr	4th Qt
4	BULL SHARK BETTY	1	0.0m	7.6m (1)	4.6m (1)	2:06.00	28.98s	28.08s
6	HIGHVIEW HEIDI	2	8.7m	3.2m (1)	0.0m (1)	2:06.65	28.98s	29.01s
3	STELLA DELIZIOSA	3	18.0m	0.0m (0)	0.2m (0)	2:07.34	29.23s	29.66s
8	WICKED LOVER	4	22.2m	12.2m (1)	9.2m (1)	2:07.66	29.00s	29.32s
2	MISS MARCOPOLO	5	28.0m	4.0m (0)	5.4m (0)	2:08.09	29.32s	30.00s
7	REINETTE	6	31.3m	16.2m (1)	8.6m (2)	2:08.34	28.68s	30.00s
1	ALLAMERICAN MISS	7	47.1m	7.8m (0)	9.8m (0)	2:09.51	29.38s	31.03s
5	FORMEL	8	98.5m	12.2m (0)	14.2m (1)	2:13.35	29.43s	34.35s

## Finish Position and metres gained

First Arrow shows distance gain/loss from 2nd Qtr to 3rd Qtr,  
Second Arrow shows distance gain/loss from 3rd Qtr to Finish  
Blue arrow indicates best gain in these quarters.



800

Visual positions in race at 2nd Quarter



400

Visual positions in race at 3rd Quarter



Powered by



Harness Analyser

Sectional Analysis Software

Not just form | Free Trial

[www.facebook.com/PJHarnessRacing](http://www.facebook.com/PJHarnessRacing)



RISE Digital, Harness Racing Australia nor the provider accepts any responsibility for the completeness or accuracy of any of the information contained herein, and makes no representations about its suitability for any particular purpose. Users should make their own judgements about those matters and/or seek independent advice. You assume all risks associated with use of data provided on this page

# Gloucester Park Race 6 Distance 1730m

Tuesday, 20 February 2024

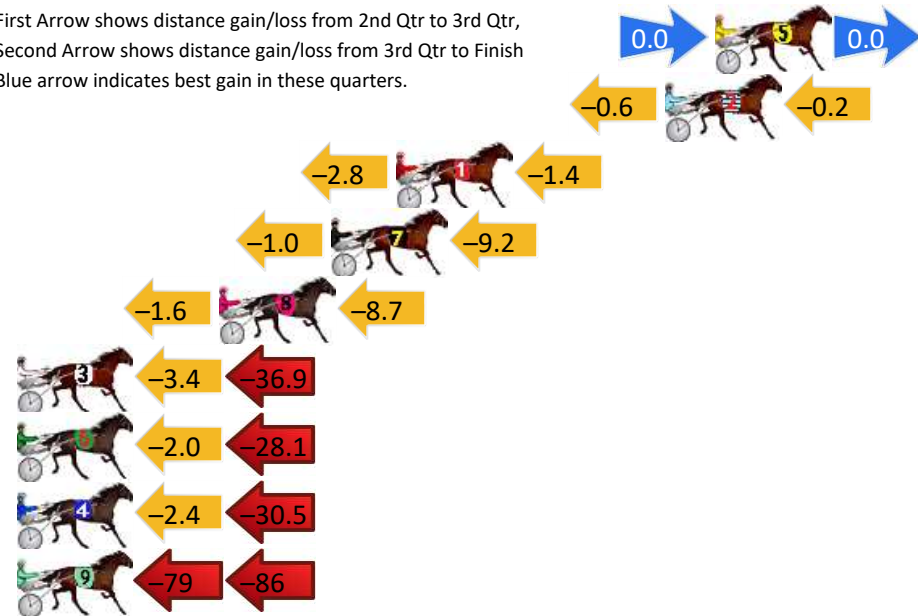
Gross Time: 2:05.90 MileRate: 1:57.10 LeadTime: 7.80s First Qtr: 29.20s Second Qtr: 30.20s Third Qtr: 29.30s Fourth Qtr: 29.40s

DATA TABLE: 800 / 400 Posi's are position from leader and (how wide the horse was at that position)

No	Horse	Plc	Mar	800 Posi	400 Posi	Time	3rd Qtr	4th Qt
5	LOUIE VEE	1	0.0m	0.0m (0)	0.0m (0)	2:05.90	29.30s	29.40s
2	CONTROL THE ROOM	2	2.0m	1.2m (1)	1.8m (1)	2:06.05	29.34s	29.41s
1	THE MERRY MAKER	3	12.8m	8.6m (0)	11.4m (0)	2:06.89	29.50s	29.50s
7	FLOAT MY BOAT	4	15.4m	5.2m (1)	6.2m (1)	2:07.09	29.37s	30.07s
8	BELLY UP	5	19.9m	9.6m (1)	11.2m (1)	2:07.43	29.42s	30.04s
3	INTO THE FUTURE	6	44.3m	4.0m (0)	7.4m (0)	2:09.32	29.54s	32.10s
6	DRILL SERGEANT	7	44.5m	14.4m (1)	16.4m (1)	2:09.33	29.44s	31.45s
4	CAPTAIN PAPRIKA	8	45.7m	12.8m (0)	15.2m (0)	2:09.42	29.47s	31.63s
9	AKABAH	9	185.8m	21.0m (0)	100.0m (0)	2:20.22	35.05s	35.67s

## Finish Position and metres gained

First Arrow shows distance gain/loss from 2nd Qtr to 3rd Qtr,  
Second Arrow shows distance gain/loss from 3rd Qtr to Finish  
Blue arrow indicates best gain in these quarters.



Visual positions in race at 2nd Quarter



Visual positions in race at 3rd Quarter



Powered by



Harness Analyser

Sectional Analysis Software

Not just form | Free Trial

[www.facebook.com/PJHarnessRacing](https://www.facebook.com/PJHarnessRacing)



RISE Digital, Harness Racing Australia nor the provider accepts any responsibility for the completeness or accuracy of any of the information contained herein, and makes no representations about its suitability for any particular purpose. Users should make their own judgements about those matters and/or seek independent advice. You assume all risks associated with use of data provided on this page

# Gloucester Park Race 7 Distance 1730m

Tuesday, 20 February 2024



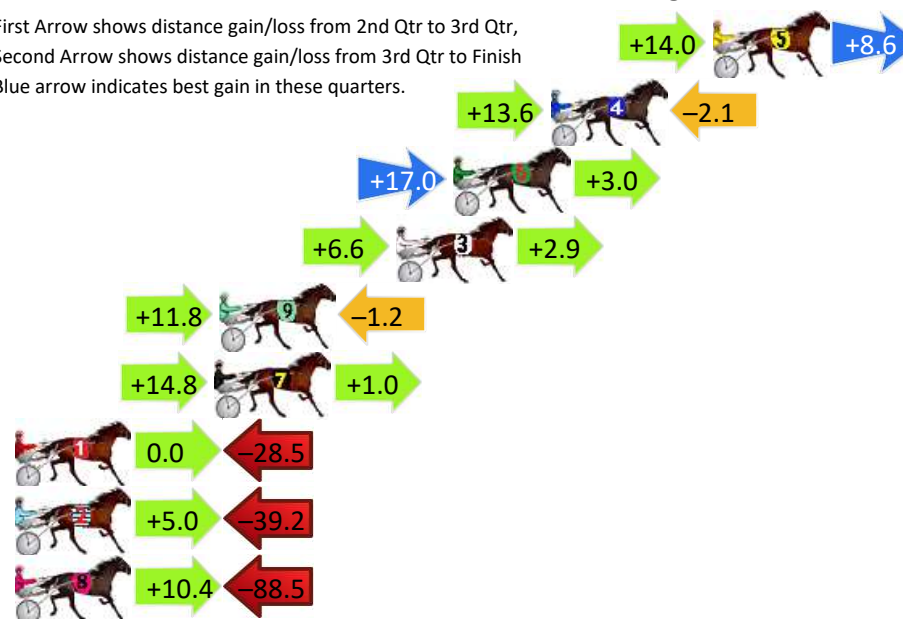
Gross Time: 2:04.90 MileRate: 1:56.20 LeadTime: 8.00s First Qtr: 28.20s Second Qtr: 27.70s Third Qtr: 29.80s Fourth Qtr: 31.20s

DATA TABLE: 800 / 400 Posi's are position from leader and (how wide the horse was at that position)

No	Horse	Plc	Mar	800 Posi	400 Posi	Time	3rd Qtr	4th Qt
5	COPPER HEAD LADY	1	0.0m	22.6m (1)	8.6m (1)	2:04.90	28.75s	30.53s
4	CRUNCHEE	2	6.5m	18.0m (1)	4.4m (1)	2:05.43	28.77s	31.36s
6	JAXS IDEAL	3	10.4m	30.4m (1)	13.4m (2)	2:05.75	28.52s	30.97s
3	REPOSSESSION	4	12.7m	22.2m (0)	15.6m (1)	2:05.94	29.30s	30.98s
9	SHOOBEE'S DOUBLE	5	19.8m	30.4m (0)	18.6m (2)	2:06.51	28.90s	31.29s
7	GELSOMINO AMAL	6	20.0m	35.8m (1)	21.0m (3)	2:06.53	28.68s	31.12s
1	DIAMONDS ARE FOREVER	7	28.5m	0.0m (0)	0.0m (0)	2:07.22	29.75s	33.41s
2	TI SENTO	8	51.6m	17.4m (0)	12.4m (0)	2:09.11	29.35s	34.24s
8	TITUS	9	116.9m	38.8m (0)	28.4m (0)	2:14.43	28.86s	38.06s

## Finish Position and metres gained

First Arrow shows distance gain/loss from 2nd Qtr to 3rd Qtr,  
Second Arrow shows distance gain/loss from 3rd Qtr to Finish  
Blue arrow indicates best gain in these quarters.



# Gloucester Park Race 8 Distance 1730m

Tuesday, 20 February 2024

Gross Time: 2:06.10

MileRate: 1:57.30

LeadTime: 7.90s

First Qtr: 28.80s

Second Qtr: 31.50s

Third Qtr: 29.30s

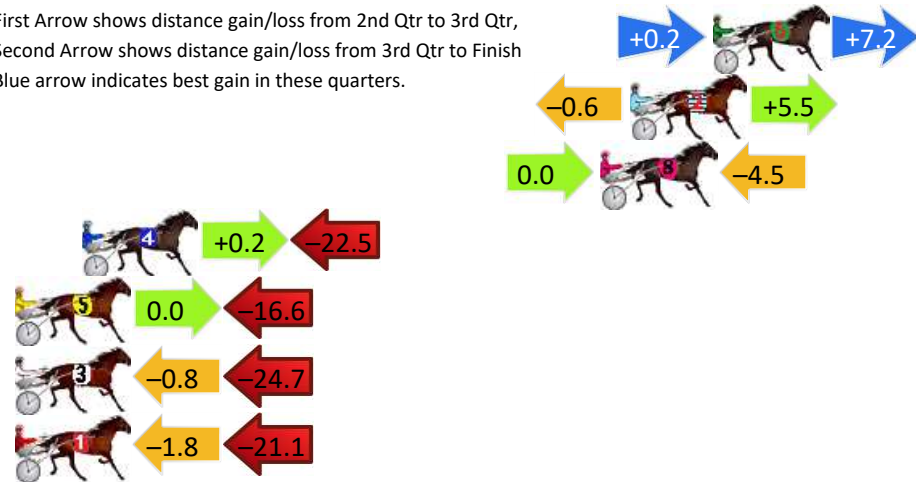
Fourth Qtr: 28.60s

DATA TABLE: 800 / 400 Posi's are position from leader and (how wide the horse was at that position)

NoHorse	Plc	Mar	800 Posi	400 Posi	Time	3rd Qtr	4th Qt
6 HOLD THE AMMO	1	0.0m	7.4m (1)	7.2m (1)	2:06.10	29.28s	28.09s
2 WHEN IN VEGAS	2	3.3m	8.2m (0)	8.8m (0)	2:06.35	29.34s	28.21s
8 WICKED HUSTLER	3	4.5m	0.0m (0)	0.0m (0)	2:06.44	29.30s	28.92s
4 LAST HARD COPY	4	25.3m	3.0m (1)	2.8m (1)	2:08.00	29.31s	30.20s
5 BY ROYAL COMMAND	5	28.2m	11.6m (1)	11.6m (1)	2:08.22	29.31s	29.78s
3 LAZARUS STAR	6	29.5m	4.0m (0)	4.8m (0)	2:08.32	29.38s	30.36s
1 ROCKY MAGUIRE	7	35.5m	12.6m (0)	14.4m (0)	2:08.77	29.45s	30.10s

## Finish Position and metres gained

First Arrow shows distance gain/loss from 2nd Qtr to 3rd Qtr,  
Second Arrow shows distance gain/loss from 3rd Qtr to Finish  
Blue arrow indicates best gain in these quarters.



800

Visual positions in race at 2nd Quarter



400

Visual positions in race at 3rd Quarter



Powered by



Harness Analyser

Sectional Analysis Software

Not just form | Free Trial

[www.facebook.com/PJHarnessRacing](https://www.facebook.com/PJHarnessRacing)



RISE Digital, Harness Racing Australia nor the provider accepts any responsibility for the completeness or accuracy of any of the information contained herein, and makes no representations about its suitability for any particular purpose. Users should make their own judgements about those matters and/or seek independent advice. You assume all risks associated with use of data provided on this page



# Gloucester Park Race 9 Distance 1730m

Tuesday, 20 February 2024

Gross Time: 2:07.10

MileRate: 1:58.20

LeadTime: 8.20s

First Qtr: 30.40s

Second Qtr: 31.40s

Third Qtr: 29.00s

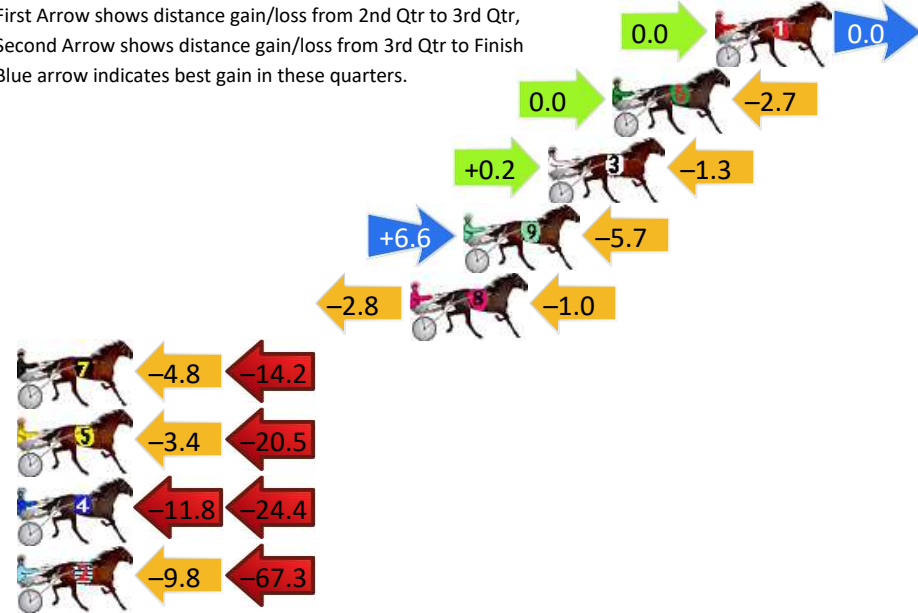
Fourth Qtr: 28.10s

DATA TABLE: 800 / 400 Posi's are position from leader and (how wide the horse was at that position)

NoHorse	Plc	Mar	800 Posi	400 Posi	Time	3rd Qtr	4th Qt
1 RUBY LOU	1	0.0m	0.0m (0)	0.0m (0)	2:07.10	29.00s	28.10s
6 BETTAGETONPIP	2	4.1m	1.4m (1)	1.4m (1)	2:07.40	29.00s	28.29s
3 WINTER WONDER	3	6.7m	5.6m (1)	5.4m (1)	2:07.59	28.99s	28.19s
9 QUEEN OF ALL	4	10.1m	11.0m (1)	4.4m (2)	2:07.85	28.54s	28.50s
8 HEAD OFFICE	5	12.2m	8.4m (0)	11.2m (1)	2:08.00	29.20s	28.17s
7 LUNA GODDESS	6	38.6m	19.6m (1)	24.4m (1)	2:09.95	29.36s	29.09s
5 SWIFTIE	7	39.1m	15.2m (1)	18.6m (1)	2:09.99	29.26s	29.53s
4 DANCINWITHESTARZ	8	49.8m	13.6m (0)	25.4m (0)	2:10.78	29.86s	29.80s
2 CELESTIAL DREAM	9	81.1m	4.0m (0)	13.8m (0)	2:13.09	29.77s	32.80s

## Finish Position and metres gained

First Arrow shows distance gain/loss from 2nd Qtr to 3rd Qtr,  
Second Arrow shows distance gain/loss from 3rd Qtr to Finish  
Blue arrow indicates best gain in these quarters.



Visual positions in race at 2nd Quarter



Visual positions in race at 3rd Quarter



Powered by



Harness Analyser

Sectional Analysis Software

Not just form | Free Trial

[www.facebook.com/PJHarnessRacing](http://www.facebook.com/PJHarnessRacing)



RISE Digital, Harness Racing Australia nor the provider accepts any responsibility for the completeness or accuracy of any of the information contained herein, and makes no representations about its suitability for any particular purpose. Users should make their own judgements about those matters and/or seek independent advice. You assume all risks associated with use of data provided on this page

# Gloucester Park Race 10 Distance 1730m

Tuesday, 20 February 2024

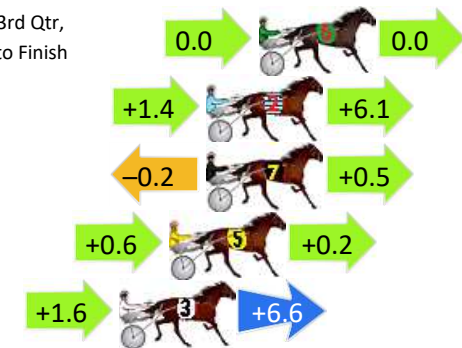
Gross Time: 2:08.90 MileRate: 1:59.90 LeadTime: 7.60s First Qtr: 31.00s Second Qtr: 32.30s Third Qtr: 29.20s Fourth Qtr: 28.80s

DATA TABLE: 800 / 400 Posi's are position from leader and (how wide the horse was at that position)

NoHorse	Plc	Mar	800 Posi	400 Posi	Time	3rd Qtr	4th Qt
6 MYSTA MOON WALKER	1	0.0m	0.0m (0)	0.0m (0)	2:08.90	29.20s	28.80s
2 IT IS CRUNCH TIME	2	2.1m	9.6m (0)	8.2m (0)	2:09.06	29.10s	28.36s
7 CHARIVARI	3	2.1m	2.4m (1)	2.6m (1)	2:09.06	29.21s	28.76s
5 THE BETTOR SIDE	4	3.6m	4.4m (0)	3.8m (0)	2:09.17	29.16s	28.79s
3 DAMAGE DONE	5	5.6m	13.8m (0)	12.2m (0)	2:09.32	29.08s	28.33s
4 DO IT MY WAY	6	85.7m	18.4m (0)	16.6m (0)	2:15.38	29.10s	33.75s
8 ALWAYS CHANGIN	7	185.4m	7.0m (1)	27.0m (2)	2:22.92	30.72s	40.14s

## Finish Position and metres gained

First Arrow shows distance gain/loss from 2nd Qtr to 3rd Qtr,  
Second Arrow shows distance gain/loss from 3rd Qtr to Finish  
Blue arrow indicates best gain in these quarters.



800

Visual positions in race at 2nd Quarter



400

Visual positions in race at 3rd Quarter



Powered by



Harness Analyser

Sectional Analysis Software

Not just form | Free Trial

[www.facebook.com/PJHarnessRacing](https://www.facebook.com/PJHarnessRacing)



RISE Digital, Harness Racing Australia nor the provider accepts any responsibility for the completeness or accuracy of any of the information contained herein, and makes no representations about its suitability for any particular purpose. Users should make their own judgements about those matters and/or seek independent advice. You assume all risks associated with use of data provided on this page

# Gloucester Park Race 11 Distance 2130m

Tuesday, 20 February 2024


Gross Time: 2:38.80 MileRate: 2:00.00 LeadTime: 38.70s First Qtr: 31.30s Second Qtr: 31.30s Third Qtr: 28.80s Fourth Qtr: 28.70s

DATA TABLE: 800 / 400 Posi's are position from leader and (how wide the horse was at that position)

No	Horse	Plc	Mar	800 Posi	400 Posi	Time	3rd Qtr	4th Qt
4	GREVIS	1	0.0m	0.0m (0)	0.0m (0)	2:38.80	28.80s	28.70s
12	SWEET LUCIFER	2	4.2m	4.2m (0)	4.2m (0)	2:39.12	28.80s	28.70s
8	CIAO BABE	3	6.3m	11.2m (1)	5.8m (2)	2:39.27	28.41s	28.74s
3	TORREVEAN VELOCE	4	8.9m	8.4m (0)	8.6m (0)	2:39.47	28.81s	28.72s
5	OUR EAGLE BAY	5	15.5m	3.0m (1)	3.2m (1)	2:39.97	28.82s	29.58s
6	JAMIE KIM	6	20.2m	7.2m (1)	7.8m (1)	2:40.32	28.84s	29.58s
7	YANI YANI	7	29.6m	22.0m (0)	29.0m (0)	2:41.03	29.30s	28.74s
1	DELIGHTABLE	8	29.8m	12.8m (0)	20.6m (0)	2:41.05	29.36s	29.36s
11	DILO SPIRIT	9	55.6m	20.4m (1)	27.0m (2)	2:42.99	29.28s	30.74s

## Finish Position and metres gained

First Arrow shows distance gain/loss from 2nd Qtr to 3rd Qtr,  
Second Arrow shows distance gain/loss from 3rd Qtr to Finish  
Blue arrow indicates best gain in these quarters.



800

Visual positions in race at 2nd Quarter



400

Visual positions in race at 3rd Quarter



Powered by



Harness Analyser

Sectional Analysis Software

Not just form | Free Trial

[www.facebook.com/PJHarnessRacing](http://www.facebook.com/PJHarnessRacing)



RISE Digital, Harness Racing Australia nor the provider accepts any responsibility for the completeness or accuracy of any of the information contained herein, and makes no representations about its suitability for any particular purpose. Users should make their own judgements about those matters and/or seek independent advice. You assume all risks associated with use of data provided on this page

# Gloucester Park Race 12 Distance 2130m

Tuesday, 20 February 2024



Gross Time: 2:37.60 MileRate: 1:59.10 LeadTime: 36.50s First Qtr: 31.20s Second Qtr: 30.60s Third Qtr: 29.30s Fourth Qtr: 30.00s

DATA TABLE: 800 / 400 Posi's are position from leader and (how wide the horse was at that position)

No	Horse	Plc	Mar	800 Posi	400 Posi	Time	3rd Qtr	4th Qt
7	BEALAWYER	1	0.0m	12.4m (0)	12.6m (0)	2:37.60	29.33s	29.06s
8	CHASING COOPER	2	0.4m	4.0m (1)	4.4m (1)	2:37.63	29.33s	29.70s
5	BATAVIA STORM	3	5.4m	16.6m (0)	17.6m (0)	2:38.02	29.38s	29.09s
4	THE FREELANCER	4	6.7m	0.2m (0)	1.0m (0)	2:38.13	29.35s	30.43s
1	CLASSNSMART	5	9.4m	4.0m (0)	5.0m (0)	2:38.34	29.37s	30.33s
6	HAPPICHAPPI	6	10.0m	0.0m (1)	0.0m (1)	2:38.39	29.29s	30.75s
3	SUNNIE BEACH	7	11.7m	12.0m (1)	16.2m (1)	2:38.52	29.61s	29.66s
10	GLADYS GUGMAN	8	14.8m	8.0m (0)	9.0m (1)	2:38.76	29.37s	30.43s
2	SUNPATRA	9	18.8m	8.0m (1)	10.6m (2)	2:39.08	29.48s	30.61s

## Finish Position and metres gained

First Arrow shows distance gain/loss from 2nd Qtr to 3rd Qtr,  
Second Arrow shows distance gain/loss from 3rd Qtr to Finish  
Blue arrow indicates best gain in these quarters.



800

Visual positions in race at 2nd Quarter



400

Visual positions in race at 3rd Quarter



Powered by



Harness Analyser

Sectional Analysis Software

Not just form | Free Trial

[www.facebook.com/PJHarnessRacing](https://www.facebook.com/PJHarnessRacing)



RISE Digital, Harness Racing Australia nor the provider accepts any responsibility for the completeness or accuracy of any of the information contained herein, and makes no representations about its suitability for any particular purpose. Users should make their own judgements about those matters and/or seek independent advice. You assume all risks associated with use of data provided on this page