

# Gloucester Park Race 1 Distance 2130m

Friday, 23 February 2024




Gross Time: 2:31.60 MileRate: 1:54.50 LeadTime: 35.70s First Qtr: 29.30s Second Qtr: 28.50s Third Qtr: 28.70s Fourth Qtr: 29.40s

DATA TABLE: 800 / 400 Posi's are position from leader and (how wide the horse was at that position)

No	Horse	Plc	Mar	800 Posi	400 Posi	Time	3rd Qtr	4th Qt
5	COPY CAT QUEEN	1	0.0m	12.7m (0)	8.0m (1)	2:31.60	28.38s	28.82s
7	WATER LOU	2	11.4m	4.8m (1)	0.0m (1)	2:32.48	28.36s	30.28s
3	MISS SHAHJA	3	17.2m	8.8m (0)	8.8m (0)	2:32.93	28.72s	30.09s
10	ATLANTIC GEM	4	17.2m	4.8m (0)	5.0m (0)	2:32.93	28.72s	30.37s
1	MORE SASS	5	17.8m	0.0m (0)	1.1m (0)	2:32.97	28.78s	30.69s
6	LENORA JANE	6	22.5m	9.0m (1)	3.9m (1)	2:33.33	28.34s	30.85s
8	IN A WINK	7	23.3m	16.9m (0)	12.7m (1)	2:33.40	28.42s	30.28s
9	XCEPTIONAL ARMA	8	25.1m	17.8m (2)	8.6m (2)	2:33.53	28.06s	30.71s
4	RELATIVELY ARMA	9	26.4m	17.5m (1)	15.0m (2)	2:33.64	28.54s	30.36s
2	LUCI KANE	10	104.6m	57.3m (1)	68.4m (1)	2:39.66	29.58s	32.52s

## Finish Position and metres gained

First Arrow shows distance gain/loss from 2nd Qtr to 3rd Qtr,  
Second Arrow shows distance gain/loss from 3rd Qtr to Finish  
Blue arrow indicates best gain in these quarters.



Powered by



Harness Analyser

Sectional Analysis Software

Not just form | Free Trial

[www.facebook.com/PJHarnessRacing](http://www.facebook.com/PJHarnessRacing)



RISE Digital, Harness Racing Australia nor the provider accepts any responsibility for the completeness or accuracy of any of the information contained herein, and makes no representations about its suitability for any particular purpose. Users should make their own judgements about those matters and/or seek independent advice. You assume all risks associated with use of data provided on this page

# Gloucester Park Race 2 Distance 2130m

Friday, 23 February 2024

Gross Time: 2:31.10

MileRate: 1:54.20

LeadTime: 35.30s

First Qtr: 29.10s

Second Qtr: 29.60s

Third Qtr: 28.20s



Fourth Qtr: 28.90s

DATA TABLE: 800 / 400 Posi's are position from leader and (how wide the horse was at that position)

No	Horse	Plc	Mar	800 Posi	400 Posi	Time	3rd Qtr	4th Qt
7	MIGHTHAVTIME	1	0.0m	19.1m (1)	9.1m (2)	2:31.10	27.50s	28.26s
12	OUR SHELLEY BEACH	2	5.9m	15.4m (1)	4.9m (2)	2:31.55	27.46s	29.00s
10	STATE OF HEAVEN	3	8.6m	8.3m (0)	8.2m (0)	2:31.75	28.20s	28.97s
6	ILLAWONG MUSTANG	4	8.7m	16.8m (0)	14.2m (2)	2:31.76	28.02s	28.56s
4	POST GAME	5	9.6m	0.0m (0)	0.0m (0)	2:31.83	28.20s	29.63s
2	SIDSTREPO	6	9.9m	10.9m (1)	12.4m (1)	2:31.85	28.32s	28.77s
1	BEE JAYS BOY	7	11.0m	4.3m (0)	4.5m (0)	2:31.93	28.22s	29.41s
8	GREGARMY	8	14.8m	23.7m (1)	18.4m (2)	2:32.22	27.84s	28.72s
11	MISTA EDITORIAL	9	16.8m	12.3m (0)	12.4m (0)	2:32.37	28.22s	29.29s
3	JOEY JAMES	10	18.5m	6.3m (1)	8.5m (1)	2:32.50	28.36s	29.70s
5	IRA POOLE	11	18.6m	1.7m (1)	4.3m (1)	2:32.51	28.38s	30.01s
9	BURGHLEY SHARD	12	19.5m	20.6m (0)	16.9m (0)	2:32.58	27.96s	29.18s

## Finish Position and metres gained

First Arrow shows distance gain/loss from 2nd Qtr to 3rd Qtr,  
Second Arrow shows distance gain/loss from 3rd Qtr to Finish  
Blue arrow indicates best gain in these quarters.



800

Visual positions in race at 2nd Quarter



400

Visual positions in race at 3rd Quarter



Powered by



Harness Analyser

Sectional Analysis Software

Not just form | Free Trial

[www.facebook.com/PJHarnessRacing](http://www.facebook.com/PJHarnessRacing)



RISE Digital, Harness Racing Australia nor the provider accepts any responsibility for the completeness or accuracy of any of the information contained herein, and makes no representations about its suitability for any particular purpose. Users should make their own judgements about those matters and/or seek independent advice. You assume all risks associated with use of data provided on this page

# Gloucester Park Race 3 Distance 2130m

Friday, 23 February 2024


Gross Time: 2:34.80 MileRate: 1:56.90 LeadTime: 38.10s First Qtr: 31.00s Second Qtr: 29.20s Third Qtr: 27.90s Fourth Qtr: 28.60s

DATA TABLE: 800 / 400 Posi's are position from leader and (how wide the horse was at that position)

No	Horse	Plc	Mar	800 Posi	400 Posi	Time	3rd Qtr	4th Qt
5	FLYING RUMOUR	1	0.0m	8.1m (1)	7.2m (1)	2:34.80	27.84s	28.10s
7	TIGER ROYAL	2	4.3m	4.0m (1)	3.2m (1)	2:35.12	27.84s	28.70s
2	ONESMARTFELLA	3	5.4m	5.2m (0)	4.3m (0)	2:35.21	27.84s	28.71s
1	IFEEL SIKDARL	4	5.9m	0.0m (0)	0.0m (0)	2:35.24	27.90s	29.04s
4	GETN WIGGY WITHIT	5	8.9m	12.4m (1)	11.4m (1)	2:35.47	27.84s	28.47s
11	LET IT LINGA	6	9.9m	13.6m (0)	13.1m (0)	2:35.54	27.88s	28.42s
10	BALTIC ACE	7	10.6m	9.2m (0)	8.8m (0)	2:35.60	27.88s	28.78s
8	MEDIEVAL MAN	8	11.4m	18.8m (0)	18.0m (0)	2:35.66	27.86s	28.20s
12	THE KRAKEN	9	15.0m	16.7m (1)	16.3m (1)	2:35.93	27.88s	28.58s
6	RUPERT OF LINCOLN	10	18.1m	22.5m (1)	24.5m (1)	2:36.16	28.06s	28.24s

## Finish Position and metres gained

First Arrow shows distance gain/loss from 2nd Qtr to 3rd Qtr,  
Second Arrow shows distance gain/loss from 3rd Qtr to Finish  
Blue arrow indicates best gain in these quarters.



Visual positions in race at 2nd Quarter

800



Visual positions in race at 3rd Quarter

400



Powered by



Harness Analyser

Sectional Analysis Software

Not just form | Free Trial

[www.facebook.com/PJHarnessRacing](http://www.facebook.com/PJHarnessRacing)



RISE Digital, Harness Racing Australia nor the provider accepts any responsibility for the completeness or accuracy of any of the information contained herein, and makes no representations about its suitability for any particular purpose. Users should make their own judgements about those matters and/or seek independent advice. You assume all risks associated with use of data provided on this page

# Gloucester Park Race 4 Distance 2130m

Friday, 23 February 2024

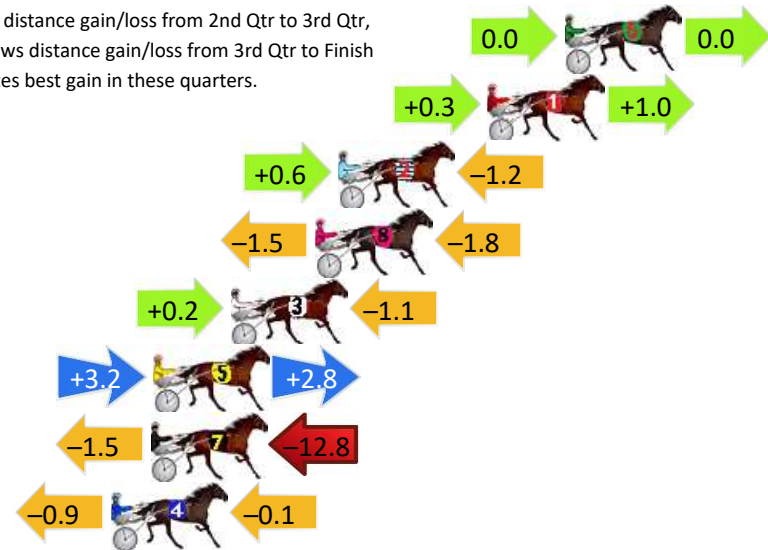
Gross Time: 2:33.70 MileRate: 1:56.10 LeadTime: 37.50s First Qtr: 31.10s Second Qtr: 29.90s Third Qtr: 27.60s Fourth Qtr: 27.60s

DATA TABLE: 800 / 400 Posi's are position from leader and (how wide the horse was at that position)

NoHorse	Plc	Mar	800 Posi	400 Posi	Time	3rd Qtr	4th Qt
6 PINNY TIGER	1	0.0m	0.0m (0)	0.0m (0)	2:33.70	27.60s	27.60s
1 FRANCO ECUADOR	2	3.1m	4.4m (0)	4.1m (0)	2:33.93	27.58s	27.55s
2 ALCOPONY	3	9.1m	8.5m (0)	7.9m (0)	2:34.36	27.56s	27.72s
8 ARMA EINSTEIN	4	10.0m	6.7m (1)	8.2m (1)	2:34.43	27.70s	27.76s
3 SOHO DOW JONES	5	13.4m	12.5m (0)	12.3m (0)	2:34.67	27.58s	27.73s
5 RASCAL	6	16.5m	22.5m (0)	19.3m (1)	2:34.90	27.38s	27.48s
7 CLASSIC CHOICE	7	16.6m	2.3m (1)	3.8m (1)	2:34.91	27.70s	28.54s
4 CORDERO	8	18.2m	17.2m (0)	18.1m (0)	2:35.02	27.66s	27.68s

## Finish Position and metres gained

First Arrow shows distance gain/loss from 2nd Qtr to 3rd Qtr,  
Second Arrow shows distance gain/loss from 3rd Qtr to Finish  
Blue arrow indicates best gain in these quarters.



800

Visual positions in race at 2nd Quarter



400

Visual positions in race at 3rd Quarter



Powered by



Harness Analyser

Sectional Analysis Software

Not just form | Free Trial

[www.facebook.com/PJHarnessRacing](http://www.facebook.com/PJHarnessRacing)



RISE Digital, Harness Racing Australia nor the provider accepts any responsibility for the completeness or accuracy of any of the information contained herein, and makes no representations about its suitability for any particular purpose. Users should make their own judgements about those matters and/or seek independent advice. You assume all risks associated with use of data provided on this page



# Gloucester Park Race 5 Distance 2130m

Friday, 23 February 2024


Gross Time: 2:34.30 MileRate: 1:56.60 LeadTime: 37.50s First Qtr: 31.60s Second Qtr: 29.80s Third Qtr: 27.70s Fourth Qtr: 27.70s

DATA TABLE: 800 / 400 Posi's are position from leader and (how wide the horse was at that position)

NoHorse	Plc	Mar	800 Posi	400 Posi	Time	3rd Qtr	4th Qt
2 HOTLY PURSUED	1	0.0m	0.0m (0)	0.0m (0)	2:34.30	27.70s	27.70s
10 ROLLING FIRE	2	1.3m	1.2m (1)	1.8m (1)	2:34.39	27.74s	27.67s
3 HOLY HECKA	3	5.9m	5.2m (1)	5.8m (1)	2:34.73	27.74s	27.73s
6 HEEZ GOOD AS GOLD	4	10.1m	9.0m (0)	11.1m (1)	2:35.04	27.84s	27.67s
4 FRANCO MECCA	5	10.1m	9.0m (1)	9.9m (2)	2:35.04	27.76s	27.75s
9 CHACO EAGLE	6	12.4m	17.7m (1)	16.3m (0)	2:35.20	27.60s	27.48s
7 ALL IS WELL	7	14.0m	15.4m (2)	14.0m (2)	2:35.32	27.60s	27.76s
5 HALE SAINT LOUIE	8	14.3m	13.1m (1)	15.7m (1)	2:35.34	27.88s	27.66s
8 LUCAPELO	9	17.9m	13.1m (0)	10.8m (0)	2:35.60	27.54s	28.26s
1 DAWSON SHARD	10	18.7m	4.7m (0)	6.1m (0)	2:35.66	27.80s	28.64s

## Finish Position and metres gained

First Arrow shows distance gain/loss from 2nd Qtr to 3rd Qtr,  
Second Arrow shows distance gain/loss from 3rd Qtr to Finish  
Blue arrow indicates best gain in these quarters.



800

Visual positions in race at 2nd Quarter



400

Visual positions in race at 3rd Quarter



Powered by



Harness Analyser

Sectional Analysis Software

Not just form | Free Trial

[www.facebook.com/PJHarnessRacing](https://www.facebook.com/PJHarnessRacing)



RISE Digital, Harness Racing Australia nor the provider accepts any responsibility for the completeness or accuracy of any of the information contained herein, and makes no representations about its suitability for any particular purpose. Users should make their own judgements about those matters and/or seek independent advice. You assume all risks associated with use of data provided on this page

# Gloucester Park Race 6 Distance 2503m

Friday, 23 February 2024


Gross Time: 3:06.80 MileRate: 2:00.10 LeadTime: 68.70s First Qtr: 31.20s Second Qtr: 29.90s Third Qtr: 28.50s Fourth Qtr: 28.50s

DATA TABLE: 800 / 400 Posi's are position from leader and (how wide the horse was at that position)

No	Horse	Plc	Mar	800 Posi	400 Posi	Time	3rd Qtr	4th Qt
3	NAVY STREET	1	0.0m	4.0m (0)	0.9m (1)	3:06.80	28.28s	28.44s
6	OTIS	2	1.5m	21.2m (0)	10.2m (0)	3:06.91	27.72s	27.89s
1	SKIPPYS DELIGHT	3	6.0m	0.0m (0)	0.0m (0)	3:07.25	28.50s	28.95s
7	AMERICAN BULLITT	4	7.8m	16.9m (0)	14.7m (1)	3:07.38	28.34s	28.04s
9	DEEORSE	5	8.0m	12.4m (0)	6.2m (0)	3:07.40	28.06s	28.66s
2	LADY PRIMA DONNA	6	8.8m	8.2m (0)	10.8m (1)	3:07.46	28.68s	28.40s
5	LUCCA	7	9.2m	14.1m (1)	12.8m (2)	3:07.49	28.40s	28.28s
8	GOLD HORSESHOE	8	12.6m	18.9m (1)	16.1m (0)	3:07.74	28.30s	28.30s
10	HECTOR	9	67.6m	4.2m (1)	6.8m (1)	3:11.86	28.68s	33.08s
4	MINOR CATASTROPHE	10	67.9m	8.5m (1)	8.5m (2)	3:11.88	28.50s	32.98s

## Finish Position and metres gained

First Arrow shows distance gain/loss from 2nd Qtr to 3rd Qtr,  
Second Arrow shows distance gain/loss from 3rd Qtr to Finish  
Blue arrow indicates best gain in these quarters.



800

Visual positions in race at 2nd Quarter



400

Visual positions in race at 3rd Quarter



Powered by



Harness Analyser

Sectional Analysis Software

Not just form | Free Trial

[www.facebook.com/PJHarnessRacing](http://www.facebook.com/PJHarnessRacing)



RISE Digital, Harness Racing Australia nor the provider accepts any responsibility for the completeness or accuracy of any of the information contained herein, and makes no representations about its suitability for any particular purpose. Users should make their own judgements about those matters and/or seek independent advice. You assume all risks associated with use of data provided on this page

# Gloucester Park Race 7 Distance 2130m

Friday, 23 February 2024

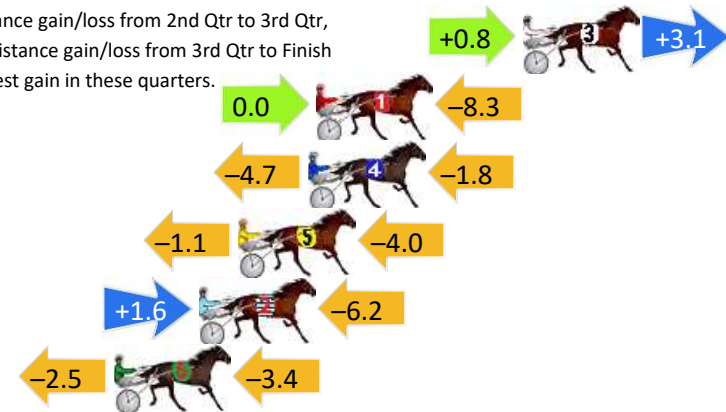
Gross Time: 2:33.20 MileRate: 1:55.70 LeadTime: 37.20s First Qtr: 31.90s Second Qtr: 29.30s Third Qtr: 26.80s Fourth Qtr: 28.00s

DATA TABLE: 800 / 400 Posi's are position from leader and (how wide the horse was at that position)


NoHorse	Plc	Mar	800 Posi	400 Posi	Time	3rd Qtr	4th Qt
3 STENO	1	0.0m	3.9m (0)	3.1m (1)	2:33.20	26.75s	27.79s
1 WONDERFUL TO FLY	2	8.3m	0.0m (0)	0.0m (0)	2:33.81	26.80s	28.61s
4 RUMOUR HAS IT	3	8.6m	2.1m (1)	6.8m (1)	2:33.83	27.12s	28.17s
5 CYCLONE CHARLOTTE	4	11.4m	6.3m (1)	7.4m (2)	2:34.04	26.88s	28.34s
2 MACHS LEGACY	5	13.0m	8.4m (0)	6.8m (0)	2:34.16	26.70s	28.50s
6 BEYOND THE SEA	6	16.4m	10.5m (1)	13.0m (1)	2:34.41	26.98s	28.33s

## Finish Position and metres gained

First Arrow shows distance gain/loss from 2nd Qtr to 3rd Qtr,  
Second Arrow shows distance gain/loss from 3rd Qtr to Finish  
Blue arrow indicates best gain in these quarters.



Visual positions in race at 2nd Quarter



Visual positions in race at 3rd Quarter



Powered by  
**PJ**

**Harness Analyser**

Sectional Analysis Software  
Not just form | Free Trial

[www.facebook.com/PJHarnessRacing](http://www.facebook.com/PJHarnessRacing)



RISE Digital, Harness Racing Australia nor the provider accepts any responsibility for the completeness or accuracy of any of the information contained herein, and makes no representations about its suitability for any particular purpose. Users should make their own judgements about those matters and/or seek independent advice. You assume all risks associated with use of data provided on this page

# Gloucester Park Race 8 Distance 2130m

Friday, 23 February 2024


Gross Time: 2:37.70 MileRate: 1:59.10 LeadTime: 38.70s First Qtr: 31.60s Second Qtr: 31.00s Third Qtr: 28.90s Fourth Qtr: 27.50s

DATA TABLE: 800 / 400 Posi's are position from leader and (how wide the horse was at that position)

NoHorse	Plc	Mar	800 Posi	400 Posi	Time	3rd Qtr	4th Qt
1 LAMANDIER	1	0.0m	0.0m (0)	0.0m (0)	2:37.70	28.90s	27.50s
11 WASA HEAT SEEKER	2	0.5m	3.1m (1)	2.0m (1)	2:37.74	28.82s	27.39s
12 ADDA SPOILT MAJOR	3	6.6m	7.8m (0)	8.3m (0)	2:38.18	28.92s	27.40s
10 TUBBS FARQUHAR	4	7.3m	3.9m (0)	4.3m (0)	2:38.23	28.92s	27.73s
2 ACUTO	5	10.9m	12.0m (1)	11.2m (1)	2:38.49	28.82s	27.51s
7 STAR OF WILLOUGHBY	6	11.3m	12.3m (0)	12.6m (0)	2:38.52	28.90s	27.44s
8 HAYWIRE	7	12.2m	20.9m (0)	20.8m (0)	2:38.58	28.86s	26.92s
9 STREET APPEAL	8	14.1m	16.4m (0)	16.3m (0)	2:38.72	28.86s	27.38s
3 STEREOPHONIC	9	14.4m	7.2m (1)	7.2m (1)	2:38.74	28.88s	28.04s
5 DISCO UNDER FIRE	10	16.4m	16.2m (1)	15.4m (1)	2:38.89	28.82s	27.60s
6 COWBOYS N BANDITS	11	18.1m	20.3m (1)	19.4m (1)	2:39.01	28.80s	27.45s

## Finish Position and metres gained

First Arrow shows distance gain/loss from 2nd Qtr to 3rd Qtr,  
Second Arrow shows distance gain/loss from 3rd Qtr to Finish  
Blue arrow indicates best gain in these quarters.



800

Visual positions in race at 2nd Quarter



400

Visual positions in race at 3rd Quarter



Powered by  
**PJ** Harness Analyser

Sectional Analysis Software  
Not just form | Free Trial

[www.facebook.com/PJHarnessRacing](http://www.facebook.com/PJHarnessRacing)



RISE Digital, Harness Racing Australia nor the provider accepts any responsibility for the completeness or accuracy of any of the information contained herein, and makes no representations about its suitability for any particular purpose. Users should make their own judgements about those matters and/or seek independent advice. You assume all risks associated with use of data provided on this page



# Gloucester Park Race 9 Distance 2130m

Friday, 23 February 2024

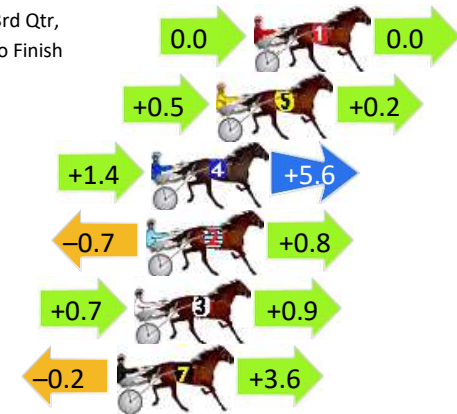
Gross Time: 2:35.90 MileRate: 1:57.80 LeadTime: 37.10s First Qtr: 30.20s Second Qtr: 31.70s Third Qtr: 29.10s Fourth Qtr: 27.80s

DATA TABLE: 800 / 400 Posi's are position from leader and (how wide the horse was at that position)

NoHorse	Plc	Mar	800 Posi	400 Posi	Time	3rd Qtr	4th Qt
1 OCTOBER REIGN	1	0.0m	0.0m (0)	0.0m (0)	2:35.90	29.10s	27.80s
5 WATTS UP SUNSHINE	2	1.5m	2.2m (1)	1.7m (1)	2:36.01	29.06s	27.79s
4 ARDENS HORIZON	3	4.1m	11.1m (1)	9.7m (1)	2:36.20	28.98s	27.42s
2 ELDAYTONA	4	4.3m	4.4m (0)	5.1m (0)	2:36.21	29.14s	27.75s
3 SOHO SANTORINI	5	4.8m	6.4m (1)	5.7m (1)	2:36.25	29.04s	27.75s
7 SHOWPONY	6	5.5m	8.9m (0)	9.1m (0)	2:36.30	29.10s	27.56s
6 MIDDLEPAGE	7	380.2m	16.0m (0)	10.0m (2)	3:03.70	28.64s	54.89s


## Finish Position and metres gained

First Arrow shows distance gain/loss from 2nd Qtr to 3rd Qtr,  
Second Arrow shows distance gain/loss from 3rd Qtr to Finish  
Blue arrow indicates best gain in these quarters.



800

Visual positions in race at 2nd Quarter



400

Visual positions in race at 3rd Quarter



Powered by



Harness Analyser

Sectional Analysis Software

Not just form | Free Trial

[www.facebook.com/PJHarnessRacing](http://www.facebook.com/PJHarnessRacing)



RISE Digital, Harness Racing Australia nor the provider accepts any responsibility for the completeness or accuracy of any of the information contained herein, and makes no representations about its suitability for any particular purpose. Users should make their own judgements about those matters and/or seek independent advice. You assume all risks associated with use of data provided on this page

# Gloucester Park Race 10 Distance 2130m

Friday, 23 February 2024

Gross Time: 2:34.80 MileRate: 1:56.90 LeadTime: 37.00s First Qtr: 29.70s Second Qtr: 30.00s Third Qtr: 28.60s Fourth Qtr: 29.50s

DATA TABLE: 800 / 400 Posi's are position from leader and (how wide the horse was at that position)

NoHorse	Plc	Mar	800 Posi	400 Posi	Time	3rd Qtr	4th Qt
3 TERROR IN TEXAS	1	0.0m	3.7m (1)	2.3m (1)	2:34.80	28.50s	29.34s
10 HERE COMES SHARKIE	2	3.1m	8.4m (0)	6.7m (1)	2:35.04	28.48s	29.26s
1 MADDY ROCKS	3	4.0m	0.0m (0)	0.0m (0)	2:35.11	28.60s	29.81s
2 ULTIMATE ROCKER	4	4.4m	4.2m (0)	3.9m (0)	2:35.14	28.58s	29.56s
8 FIORD	5	4.5m	17.2m (0)	14.1m (0)	2:35.15	28.40s	28.83s
5 LUKES MISTAKE	6	8.4m	16.6m (1)	15.5m (1)	2:35.45	28.54s	29.03s
7 MAJOR CORRIDA	6	8.4m	20.5m (1)	9.8m (3)	2:35.45	27.85s	29.44s
12 PRIDDAH	8	9.4m	12.9m (0)	10.3m (0)	2:35.53	28.42s	29.49s
4 TRITRITTBANGBAN G	9	13.6m	7.6m (1)	10.6m (1)	2:35.85	28.82s	29.79s
9 ALFREDI	10	14.2m	24.2m (0)	19.9m (0)	2:35.90	28.32s	29.16s
11 AMAZING AMERICAN	11	14.4m	12.1m (1)	10.6m (2)	2:35.91	28.50s	29.85s

## Finish Position and metres gained

First Arrow shows distance gain/loss from 2nd Qtr to 3rd Qtr,  
Second Arrow shows distance gain/loss from 3rd Qtr to Finish  
Blue arrow indicates best gain in these quarters.



800

Visual positions in race at 2nd Quarter



400

Visual positions in race at 3rd Quarter



Powered by  
**PJ** Harness Analyser

Sectional Analysis Software  
Not just form | Free Trial



RISE Digital, Harness Racing Australia nor the provider accepts any responsibility for the completeness or accuracy of any of the information contained herein, and makes no representations about its suitability for any particular purpose. Users should make their own judgements about those matters and/or seek independent advice. You assume all risks associated with use of data provided on this page

[www.facebook.com/PJHarnessRacing](https://www.facebook.com/PJHarnessRacing)