

Narrogin Race 1 Distance 1823m

Tuesday, 6 February 2024

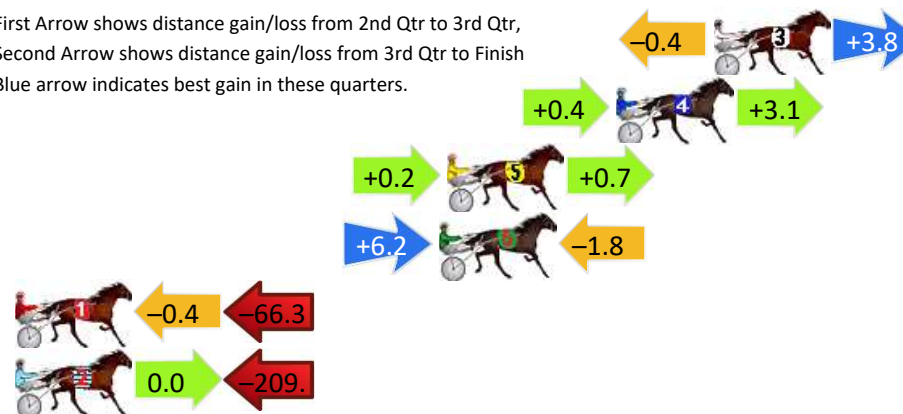
Gross Time: 2:15.80 MileRate: 1:59.80 LeadTime: 15.70s First Qtr: 31.40s Second Qtr: 28.80s Third Qtr: 29.20s Fourth Qtr: 30.70s

DATA TABLE: 800 / 400 Posi's are position from leader and (how wide the horse was at that position)

NoHorse	Plc	Mar	800 Posi	400 Posi	Time	3rd Qtr	4th Qt
3 BETTAGETONPIP	1	0.0m	3.4m (1)	3.8m (1)	2:15.80	29.24s	30.41s
4 STELLA DELIZIOSA	2	3.9m	7.4m (1)	7.0m (2)	2:16.11	29.18s	30.46s
5 DIAMONDSAREFOREVER	3	10.7m	11.6m (1)	11.4m (2)	2:16.66	29.19s	30.65s
6 GELSOMINO AMAL	4	11.0m	15.4m (0)	9.2m (1)	2:16.68	28.74s	30.84s
1 REPOSSESSION	5	71.9m	5.2m (0)	5.6m (0)	2:21.58	29.11s	35.76s
2 JAXS IDEAL	6	209.0m	0.0m (0)	0.0m (0)	2:32.59	28.81s	46.65s

Finish Position and metres gained

First Arrow shows distance gain/loss from 2nd Qtr to 3rd Qtr,
Second Arrow shows distance gain/loss from 3rd Qtr to Finish
Blue arrow indicates best gain in these quarters.



800

Visual positions in race at 2nd Quarter



400

Visual positions in race at 3rd Quarter



Narrogin Race 2 Distance 2242m

Tuesday, 6 February 2024


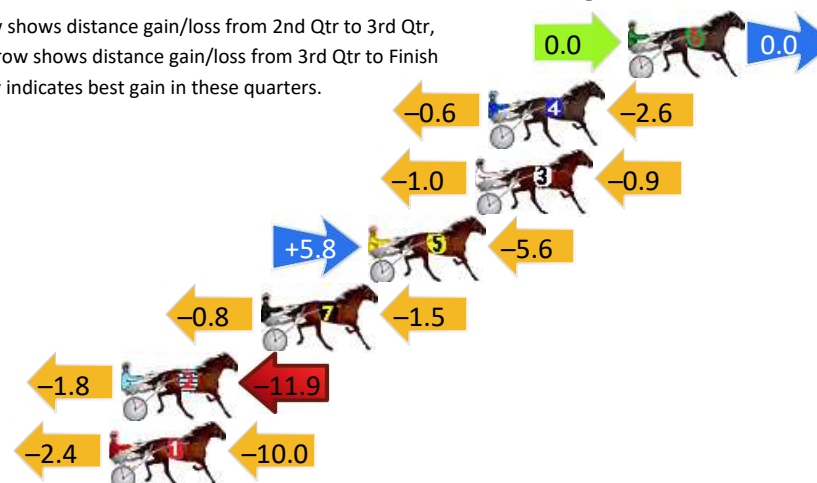
Gross Time: 2:47.20 MileRate: 2:00.00 LeadTime: 47.20s First Qtr: 32.40s Second Qtr: 30.90s Third Qtr: 28.20s Fourth Qtr: 28.50s

DATA TABLE: 800 / 400 Posi's are position from leader and (how wide the horse was at that position)

NoHorse	Plc	Mar	800 Posi	400 Posi	Time	3rd Qtr	4th Qt
6 HALE SAINT LOUIE	1	0.0m	0.0m (0)	0.0m (0)	2:47.20	28.20s	28.50s
4 LOUIE LEBEAU	2	5.6m	2.4m (1)	3.0m (1)	2:47.62	28.24s	28.68s
3 YA BETTOR FOLLOWME	3	6.1m	4.2m (0)	5.2m (0)	2:47.66	28.27s	28.56s
5 ADORE ME SOME MORE	4	10.4m	10.6m (1)	4.8m (2)	2:47.98	27.79s	28.90s
7 OUR LADY JEN	5	14.7m	12.4m (0)	13.2m (1)	2:48.30	28.26s	28.61s
2 CLASSNSMART	6	20.3m	6.6m (1)	8.4m (1)	2:48.72	28.32s	29.34s
1 RUSINOL	7	20.8m	8.4m (0)	10.8m (0)	2:48.76	28.37s	29.21s

Finish Position and metres gained

First Arrow shows distance gain/loss from 2nd Qtr to 3rd Qtr,
Second Arrow shows distance gain/loss from 3rd Qtr to Finish
Blue arrow indicates best gain in these quarters.



800

Visual positions in race at 2nd Quarter



400

Visual positions in race at 3rd Quarter



Powered by



Harness Analyser

Sectional Analysis Software

Not just form | Free Trial

www.facebook.com/PJHarnessRacing



RISE Digital, Harness Racing Australia nor the provider accepts any responsibility for the completeness or accuracy of any of the information contained herein, and makes no representations about its suitability for any particular purpose. Users should make their own judgements about those matters and/or seek independent advice. You assume all risks associated with use of data provided on this page

Narrogin Race 3 Distance 2242m

Tuesday, 6 February 2024


Gross Time: 2:48.40 MileRate: 2:00.90 LeadTime: 46.30s First Qtr: 32.60s Second Qtr: 30.60s Third Qtr: 28.80s Fourth Qtr: 30.10s

DATA TABLE: 800 / 400 Posi's are position from leader and (how wide the horse was at that position)

NoHorse	Plc	Mar	800 Posi	400 Posi	Time	3rd Qtr	4th Qt
2 FLAMING CULLEN	1	0.0m	0.0m (0)	0.0m (0)	2:48.40	28.80s	30.10s
10 RECOVER LOVER	2	6.7m	19.8m (1)	16.8m (2)	2:48.93	28.60s	29.34s
4 LUKES MISTAKE	3	9.0m	7.4m (1)	3.6m (2)	2:49.11	28.51s	30.50s
7 EUSTON FLYER	4	13.8m	11.6m (1)	5.8m (3)	2:49.49	28.36s	30.70s
1 MILITARY STAR	5	17.8m	9.0m (0)	8.8m (1)	2:49.80	28.77s	30.77s
6 LIL DELIGHT	6	20.5m	17.4m (0)	16.4m (0)	2:50.02	28.72s	30.41s
3 SLEEK AND SWEET	7	20.6m	5.0m (0)	4.6m (0)	2:50.02	28.74s	31.30s
8 FIRST AIRBORNE	8	21.6m	13.4m (0)	11.0m (0)	2:50.10	28.61s	30.89s
5 JAMIE KIM	9	23.0m	3.2m (1)	4.4m (1)	2:50.21	28.86s	31.49s
9 SWANBOURNE SPUNK	10	30.1m	15.6m (1)	14.2m (1)	2:50.77	28.67s	31.29s

Finish Position and metres gained

First Arrow shows distance gain/loss from 2nd Qtr to 3rd Qtr,
Second Arrow shows distance gain/loss from 3rd Qtr to Finish
Blue arrow indicates best gain in these quarters.



800

Visual positions in race at 2nd Quarter



400

Visual positions in race at 3rd Quarter



Powered by



Harness Analyser

Sectional Analysis Software

Not just form | Free Trial

www.facebook.com/PJHarnessRacing



RISE Digital, Harness Racing Australia nor the provider accepts any responsibility for the completeness or accuracy of any of the information contained herein, and makes no representations about its suitability for any particular purpose. Users should make their own judgements about those matters and/or seek independent advice. You assume all risks associated with use of data provided on this page

Narrogin Race 4 Distance 2242m

Tuesday, 6 February 2024


Gross Time: 2:47.10 MileRate: 2:00.00 LeadTime: 48.20s First Qtr: 30.80s Second Qtr: 29.20s Third Qtr: 29.40s Fourth Qtr: 29.50s

DATA TABLE: 800 / 400 Posi's are position from leader and (how wide the horse was at that position)

NoHorse	Plc	Mar	800 Posi	400 Posi	Time	3rd Qtr	4th Qt
1 CAVALRY CALL	1	0.0m	0.0m (0)	0.0m (0)	2:47.10	29.40s	29.50s
7 THE DARK NIGHT	2	12.1m	4.2m (0)	4.0m (0)	2:48.04	29.38s	30.09s
8 FLYNSCOTSMAN	3	18.8m	8.2m (0)	9.2m (0)	2:48.55	29.47s	30.20s
9 LETS ROCK TONIGHT	4	19.8m	3.0m (1)	4.0m (1)	2:48.63	29.47s	30.66s
3 SPORTING GRACE	5	24.6m	11.0m (1)	4.6m (2)	2:49.00	28.93s	30.97s
4 EASTON QUALITY	6	27.2m	12.4m (0)	13.4m (0)	2:49.20	29.47s	30.51s
10 FRANCESCO	7	32.0m	16.2m (1)	19.2m (1)	2:49.57	29.62s	30.44s
5 MINNENOOKA	8	36.0m	24.0m (0)	26.6m (0)	2:49.88	29.59s	30.19s
6 WHERESTHETOWROPE	9	100.5m	7.0m (1)	21.2m (0)	2:54.87	30.43s	35.32s

Finish Position and metres gained

First Arrow shows distance gain/loss from 2nd Qtr to 3rd Qtr,
Second Arrow shows distance gain/loss from 3rd Qtr to Finish
Blue arrow indicates best gain in these quarters.



800

Visual positions in race at 2nd Quarter



400

Visual positions in race at 3rd Quarter



Powered by
PJ

Harness Analyser

Sectional Analysis Software
Not just form | Free Trial

www.facebook.com/PJHarnessRacing



RISE Digital, Harness Racing Australia nor the provider accepts any responsibility for the completeness or accuracy of any of the information contained herein, and makes no representations about its suitability for any particular purpose. Users should make their own judgements about those matters and/or seek independent advice. You assume all risks associated with use of data provided on this page

Narrogin Race 5 Distance 2636m

Tuesday, 6 February 2024


Gross Time: 3:24.00 MileRate: 2:01.80 LeadTime: 81.10s First Qtr: 32.50s Second Qtr: 29.60s Third Qtr: 29.90s Fourth Qtr: 30.90s

DATA TABLE: 800 / 400 Posi's are position from leader and (how wide the horse was at that position)

No	Horse	Plc	Mar	800 Posi	400 Posi	Time	3rd Qtr	4th Qt
10	GOLD HORSESHOE	1	0.0m	21.2m (1)	12.6m (1)	3:24.00	29.27s	29.93s
11	THOMSON BAY	2	0.4m	25.8m (1)	20.2m (1)	3:24.03	29.50s	29.38s
3	RAKERO RAIDER	3	17.6m	0.0m (0)	0.0m (0)	3:25.42	29.88s	32.25s
4	HOMEcomings QUEEN	4	20.4m	4.2m (0)	4.4m (0)	3:25.65	29.90s	32.13s
7	I SEE FIRE	5	20.7m	17.2m (1)	16.2m (0)	3:25.67	29.82s	31.25s
5	CELEBRITY CHEF	6	24.1m	9.2m (0)	9.0m (0)	3:25.95	29.87s	32.06s
6	GOODONYA MATE	7	25.0m	27.2m (0)	31.4m (1)	3:26.02	30.23s	30.41s
8	ISAIDBOO	8	26.3m	23.0m (0)	23.2m (0)	3:26.13	29.91s	31.14s
1	FLYS AT NIGHT	9	69.8m	18.8m (0)	33.8m (0)	3:29.64	30.99s	33.67s

Finish Position and metres gained

First Arrow shows distance gain/loss from 2nd Qtr to 3rd Qtr, Second Arrow shows distance gain/loss from 3rd Qtr to Finish
Blue arrow indicates best gain in these quarters.



800

Visual positions in race at 2nd Quarter



400

Visual positions in race at 3rd Quarter



Powered by



Harness Analyser

Sectional Analysis Software

Not just form | Free Trial

www.facebook.com/PJHarnessRacing



RISE Digital, Harness Racing Australia nor the provider accepts any responsibility for the completeness or accuracy of any of the information contained herein, and makes no representations about its suitability for any particular purpose. Users should make their own judgements about those matters and/or seek independent advice. You assume all risks associated with use of data provided on this page

Narrogin Race 6 Distance 2242m

Tuesday, 6 February 2024


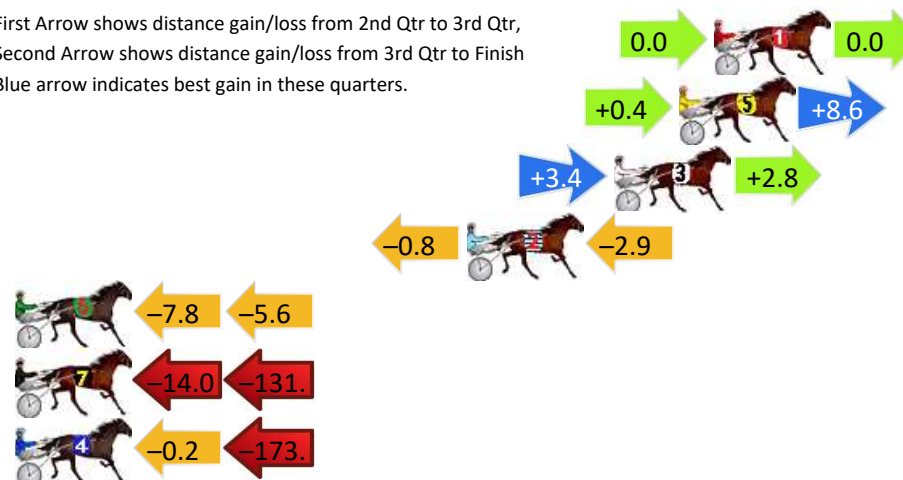
Gross Time: 2:47.00 MileRate: 1:59.80 LeadTime: 48.50s First Qtr: 30.90s Second Qtr: 29.70s Third Qtr: 28.60s Fourth Qtr: 29.30s

DATA TABLE: 800 / 400 Posi's are position from leader and (how wide the horse was at that position)

NoHorse	Plc	Mar	800 Posi	400 Posi	Time	3rd Qtr	4th Qt
1 FRANCO MECCA	1	0.0m	0.0m (0)	0.0m (0)	2:47.00	28.60s	29.30s
5 THE RIGHTEOUS	2	1.4m	10.4m (0)	10.0m (0)	2:47.11	28.58s	28.67s
3 SIDSTREPO	3	4.0m	10.2m (1)	6.8m (2)	2:47.31	28.36s	29.10s
2 JACKPOT JOE	4	9.9m	6.2m (1)	7.0m (1)	2:47.76	28.66s	29.51s
6 HOTFOOT IT	5	28.0m	14.6m (0)	22.4m (1)	2:49.15	29.16s	29.71s
7 SAGATIOUS	6	151.9m	6.2m (0)	20.2m (0)	2:58.67	29.49s	38.89s
4 ROCKIN RUFUS	7	175.4m	2.2m (1)	2.4m (1)	3:00.48	28.46s	41.90s


Finish Position and metres gained

First Arrow shows distance gain/loss from 2nd Qtr to 3rd Qtr,
Second Arrow shows distance gain/loss from 3rd Qtr to Finish
Blue arrow indicates best gain in these quarters.



800

Visual positions in race at 2nd Quarter



400

Visual positions in race at 3rd Quarter



Powered by



Harness Analyser

Sectional Analysis Software

Not just form | Free Trial

www.facebook.com/PJHarnessRacing



RISE Digital, Harness Racing Australia nor the provider accepts any responsibility for the completeness or accuracy of any of the information contained herein, and makes no representations about its suitability for any particular purpose. Users should make their own judgements about those matters and/or seek independent advice. You assume all risks associated with use of data provided on this page

Narrogin Race 7 Distance 2242m

Tuesday, 6 February 2024


Gross Time: 2:47.30 MileRate: 2:00.10 LeadTime: 46.30s First Qtr: 33.20s Second Qtr: 29.50s Third Qtr: 28.50s Fourth Qtr: 29.80s

DATA TABLE: 800 / 400 Posi's are position from leader and (how wide the horse was at that position)

No	Horse	Plc	Mar	800 Posi	400 Posi	Time	3rd Qtr	4th Qt
8	BALINGUP BOY	1	0.0m	0.0m (0)	0.0m (0)	2:47.30	28.50s	29.80s
7	PACIFIC EAGLE	2	31.1m	10.2m (0)	16.2m (1)	2:49.73	28.91s	30.90s
9	SWEET LUCIFER	3	31.7m	3.0m (1)	7.0m (0)	2:49.78	28.75s	31.63s
6	ELLUCIFER	4	34.4m	7.0m (1)	11.6m (1)	2:49.99	28.80s	31.49s
2	HEEZ TRUE BLUE	5	39.8m	18.0m (0)	23.8m (0)	2:50.41	28.89s	30.99s
3	DUNAMIS	6	40.2m	18.2m (1)	21.6m (2)	2:50.44	28.72s	31.18s
1	FARRIERS TROUBLE	7	41.2m	6.0m (0)	13.2m (0)	2:50.52	28.98s	31.87s
5	JACKY DARLING	8	43.2m	11.4m (1)	20.6m (1)	2:50.67	29.13s	31.47s
4	ROSE TO FAME	9	51.3m	22.2m (0)	30.8m (0)	2:51.31	29.09s	31.32s

Finish Position and metres gained

First Arrow shows distance gain/loss from 2nd Qtr to 3rd Qtr,
Second Arrow shows distance gain/loss from 3rd Qtr to Finish
Blue arrow indicates best gain in these quarters.



800

Visual positions in race at 2nd Quarter



400

Visual positions in race at 3rd Quarter



Powered by



Harness Analyser

Sectional Analysis Software

Not just form | Free Trial

www.facebook.com/PJHarnessRacing



RISE Digital, Harness Racing Australia nor the provider accepts any responsibility for the completeness or accuracy of any of the information contained herein, and makes no representations about its suitability for any particular purpose. Users should make their own judgements about those matters and/or seek independent advice. You assume all risks associated with use of data provided on this page

Narrogin Race 8 Distance 2242m

Tuesday, 6 February 2024


Gross Time: 2:47.40 MileRate: 2:00.10 LeadTime: 47.50s First Qtr: 31.10s Second Qtr: 29.60s Third Qtr: 28.60s Fourth Qtr: 30.60s

DATA TABLE: 800 / 400 Posi's are position from leader and (how wide the horse was at that position)

No	Horse	Plc	Mar	800 Posi	400 Posi	Time	3rd Qtr	4th Qt
2	ALL AUSSIE MACH	1	0.0m	0.0m (0)	0.0m (0)	2:47.40	28.60s	30.60s
7	MAKE YOUR MARK	2	5.6m	0.4m (1)	3.4m (1)	2:47.85	28.82s	30.77s
6	MISTER PICCOLO	3	11.1m	19.2m (1)	19.6m (2)	2:48.29	28.65s	29.95s
8	TROOPINGOFTHECOLOR	4	12.7m	14.0m (1)	18.4m (1)	2:48.42	28.94s	30.17s
3	SISTER ACT	5	13.5m	10.0m (1)	14.2m (2)	2:48.48	28.91s	30.55s
5	TRIROYALE BRIGADE	6	14.4m	5.8m (1)	11.0m (1)	2:48.55	28.97s	30.86s
10	CROWDED REACTOR	7	17.2m	24.2m (1)	23.4m (1)	2:48.78	28.56s	30.13s
4	ART REVIVAL	8	18.3m	14.2m (0)	17.2m (0)	2:48.87	28.82s	30.68s
1	LILLY LAGUNA	9	18.7m	5.4m (0)	8.4m (0)	2:48.90	28.80s	31.38s
9	GEARSINAWHIRL	10	23.7m	9.8m (0)	12.4m (0)	2:49.30	28.76s	31.46s

Finish Position and metres gained

First Arrow shows distance gain/loss from 2nd Qtr to 3rd Qtr,
Second Arrow shows distance gain/loss from 3rd Qtr to Finish
Blue arrow indicates best gain in these quarters.



Visual positions in race at 2nd Quarter



Visual positions in race at 3rd Quarter



Powered by



Harness Analyser

Sectional Analysis Software

Not just form | Free Trial

www.facebook.com/PJHarnessRacing



RISE Digital, Harness Racing Australia nor the provider accepts any responsibility for the completeness or accuracy of any of the information contained herein, and makes no representations about its suitability for any particular purpose. Users should make their own judgements about those matters and/or seek independent advice. You assume all risks associated with use of data provided on this page