

Pinjarra Race 1 Distance 2116m

Monday, 5 February 2024

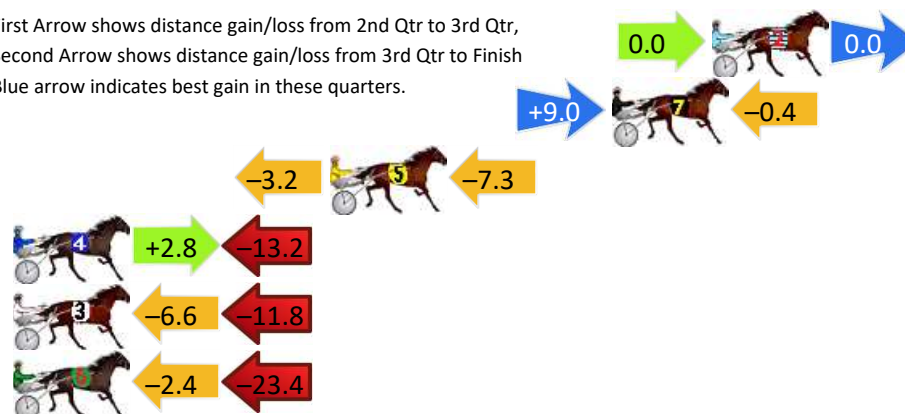
Gross Time: 2:43.50 MileRate: 2:04.30 LeadTime: 42.20s First Qtr: 32.70s Second Qtr: 31.10s Third Qtr: 28.40s Fourth Qtr: 29.10s

DATA TABLE: 800 / 400 Posi's are position from leader and (how wide the horse was at that position)

NoHorse	Plc	Mar	800 Posi	400 Posi	Time	3rd Qtr	4th Qt
2 CHUMANI	1	0.0m	0.0m (0)	0.0m (0)	2:43.50	28.40s	29.10s
7 EVAS IMAGE	2	4.0m	12.6m (2)	3.6m (1)	2:43.81	27.76s	29.13s
5 SKY EAGLE	3	15.3m	4.8m (0)	8.0m (0)	2:44.67	28.62s	29.63s
4 STAY FOCUSED	4	28.8m	18.4m (1)	15.6m (2)	2:45.70	28.19s	30.05s
3 SELLUNE	5	29.0m	10.6m (0)	17.2m (0)	2:45.71	28.86s	29.95s
6 TAIMATE ANGUS	6	35.2m	9.4m (1)	11.8m (1)	2:46.19	28.55s	30.79s


Finish Position and metres gained

First Arrow shows distance gain/loss from 2nd Qtr to 3rd Qtr,
Second Arrow shows distance gain/loss from 3rd Qtr to Finish
Blue arrow indicates best gain in these quarters.



800

Visual positions in race at 2nd Quarter



400

Visual positions in race at 3rd Quarter



Powered by



Harness Analyser

Sectional Analysis Software

Not just form | Free Trial

www.facebook.com/PJHarnessRacing



RISE Digital, Harness Racing Australia nor the provider accepts any responsibility for the completeness or accuracy of any of the information contained herein, and makes no representations about its suitability for any particular purpose. Users should make their own judgements about those matters and/or seek independent advice. You assume all risks associated with use of data provided on this page

Pinjarra Race 2 Distance 2692m

Monday, 5 February 2024


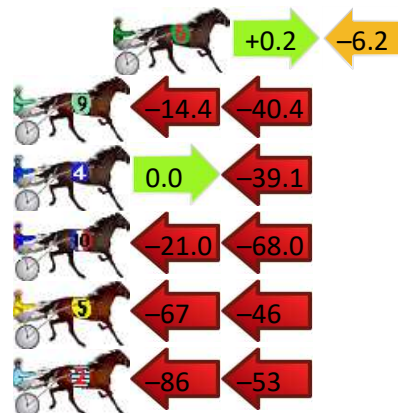
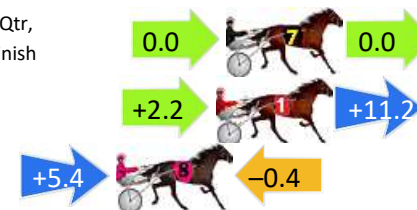
Gross Time: 3:24.80 MileRate: 2:02.40 LeadTime: 82.20s First Qtr: 30.70s Second Qtr: 30.70s Third Qtr: 30.20s Fourth Qtr: 31.00s

DATA TABLE: 800 / 400 Posi's are position from leader and (how wide the horse was at that position)

NoHorse	Plc	Mar	800 Posi	400 Posi	Time	3rd Qtr	4th Qt
7 GRAND MAJESTIC BELLS	1	0.0m	0.0m (0)	0.0m (0)	3:24.80	30.20s	31.00s
1 QUIGGLEY	2	0.4m	13.8m (1)	11.6m (0)	3:24.83	30.04s	30.14s
8 ABUNDANCE	3	4.4m	9.4m (1)	4.0m (0)	3:25.16	29.79s	31.03s
6 BEEFOUR BACARDI	4	24.0m	18.0m (1)	17.8m (0)	3:26.75	30.18s	31.48s
9 ONE BID BUYS	5	73.0m	18.2m (0)	32.6m (0)	3:30.72	31.26s	34.11s
4 KEAYANG SAMBUCA	6	77.1m	38.0m (2)	38.0m (2)	3:31.05	30.16s	34.01s
10 MAJESTIC COURTNEY	7	94.0m	5.0m (0)	26.0m (0)	3:32.42	31.73s	36.24s
5 KYVALLEY CLICHY	8	125.8m	13.6m (0)	80.0m (0)	3:35.00	35.21s	34.53s
2 LAVRADORE	9	172.3m	34.0m (0)	120.0m (0)	3:38.77	36.69s	35.03s

Finish Position and metres gained

First Arrow shows distance gain/loss from 2nd Qtr to 3rd Qtr, Second Arrow shows distance gain/loss from 3rd Qtr to Finish Blue arrow indicates best gain in these quarters.



Pinjarra Race 3 Distance 1684m

Monday, 5 February 2024


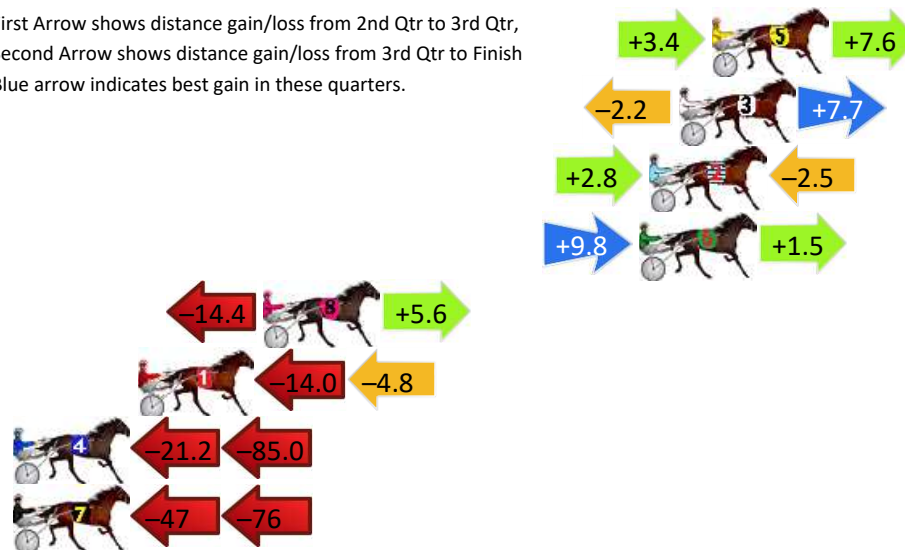
Gross Time: 2:03.70 MileRate: 1:58.20 LeadTime: 5.40s First Qtr: 29.50s Second Qtr: 31.00s Third Qtr: 28.60s Fourth Qtr: 29.20s

DATA TABLE: 800 / 400 Posi's are position from leader and (how wide the horse was at that position)

NoHorse	Plc	Mar	800 Posi	400 Posi	Time	3rd Qtr	4th Qt
5 WHEN IN VEGAS	1	0.0m	11.0m (1)	7.6m (1)	2:03.70	28.36s	28.65s
3 CAPTAIN STIRLING	2	1.3m	6.8m (1)	9.0m (0)	2:03.80	28.76s	28.64s
2 CONTROL THE ROOM	3	2.5m	2.8m (1)	0.0m (0)	2:03.89	28.40s	29.38s
6 THE BETTOR SIDE	4	2.9m	14.2m (2)	4.4m (0)	2:03.92	27.90s	29.09s
8 CRUNCHEE	5	18.0m	9.2m (0)	23.6m (1)	2:05.08	29.64s	28.79s
1 MONEY WELL SPENT	6	23.0m	4.2m (0)	18.2m (1)	2:05.46	29.60s	29.55s
4 CUDDA SHODA WOODA	7	106.2m	0.0m (0)	21.2m (0)	2:11.83	30.06s	35.37s
7 BULL SHARK BETTY	8	135.9m	13.8m (0)	60.0m (0)	2:14.11	31.86s	34.71s

Finish Position and metres gained

First Arrow shows distance gain/loss from 2nd Qtr to 3rd Qtr, Second Arrow shows distance gain/loss from 3rd Qtr to Finish Blue arrow indicates best gain in these quarters.



Powered by
PJ

Harness Analyser

Sectional Analysis Software
Not just form | Free Trial

www.facebook.com/PJHarnessRacing



RISE Digital, Harness Racing Australia nor the provider accepts any responsibility for the completeness or accuracy of any of the information contained herein, and makes no representations about its suitability for any particular purpose. Users should make their own judgements about those matters and/or seek independent advice. You assume all risks associated with use of data provided on this page

Pinjarra Race 4 Distance 2185m

Monday, 5 February 2024

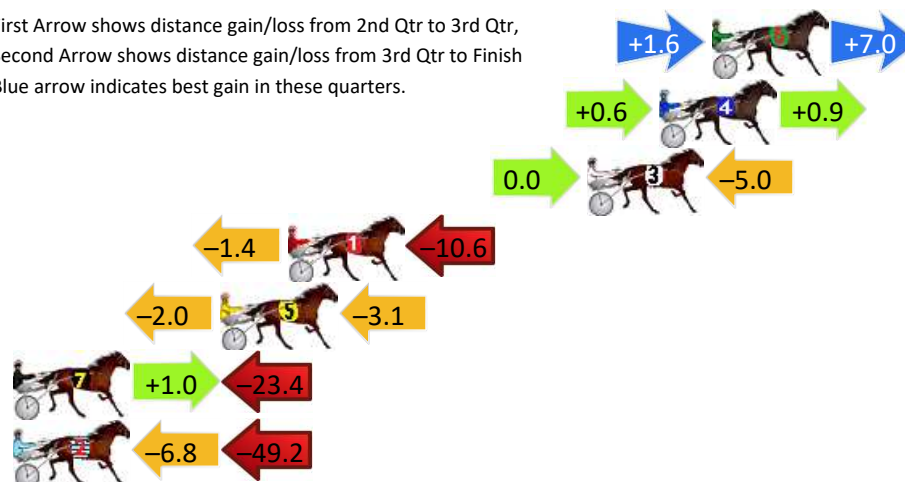
Gross Time: 2:41.00 MileRate: 1:58.60 LeadTime: 43.80s First Qtr: 31.20s Second Qtr: 28.90s Third Qtr: 28.30s Fourth Qtr: 28.80s

DATA TABLE: 800 / 400 Posi's are position from leader and (how wide the horse was at that position)

NoHorse	Plc	Mar	800 Posi	400 Posi	Time	3rd Qtr	4th Qt
6 GOLDEN LODGE	1	0.0m	8.6m (1)	7.0m (2)	2:41.00	28.19s	28.30s
4 PRINCE OF PAIN	2	2.1m	3.6m (1)	3.0m (1)	2:41.16	28.26s	28.74s
3 IM LIGHTNING BANNER	3	5.0m	0.0m (0)	0.0m (0)	2:41.38	28.30s	29.16s
1 GO MARIO	4	17.0m	5.0m (0)	6.4m (0)	2:42.29	28.39s	29.56s
5 BLACKSAMURAI	5	19.7m	14.6m (0)	16.6m (1)	2:42.49	28.44s	29.02s
7 SWITCH BLADE	6	36.0m	13.6m (1)	12.6m (1)	2:43.72	28.21s	30.48s
2 STAR OF THE GALAXY	7	65.8m	9.8m (0)	16.6m (0)	2:45.97	28.75s	32.32s

Finish Position and metres gained

First Arrow shows distance gain/loss from 2nd Qtr to 3rd Qtr, Second Arrow shows distance gain/loss from 3rd Qtr to Finish Blue arrow indicates best gain in these quarters.



800

Visual positions in race at 2nd Quarter



400

Visual positions in race at 3rd Quarter



Powered by



Harness Analyser

Sectional Analysis Software

Not just form | Free Trial

www.facebook.com/PJHarnessRacing



RISE Digital, Harness Racing Australia nor the provider accepts any responsibility for the completeness or accuracy of any of the information contained herein, and makes no representations about its suitability for any particular purpose. Users should make their own judgements about those matters and/or seek independent advice. You assume all risks associated with use of data provided on this page

Pinjarra Race 5 Distance 1684m

Monday, 5 February 2024

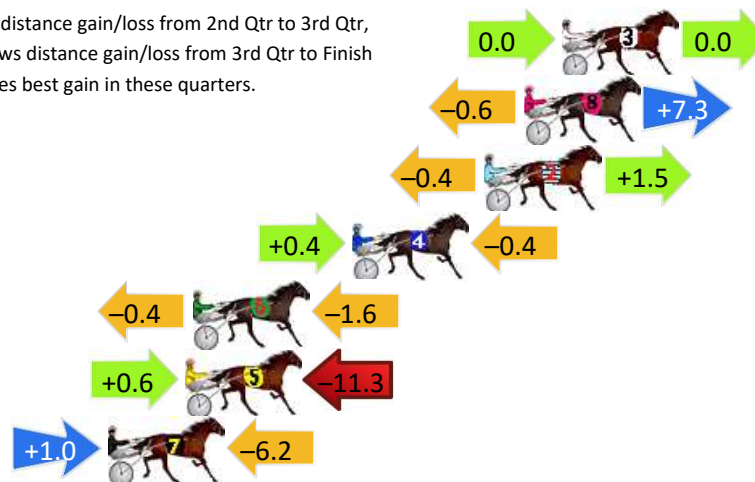
Gross Time: 2:06.60 MileRate: 2:00.90 LeadTime: 5.70s First Qtr: 29.90s Second Qtr: 32.40s Third Qtr: 30.00s Fourth Qtr: 28.60s

DATA TABLE: 800 / 400 Posi's are position from leader and (how wide the horse was at that position)

NoHorse	Plc	Mar	800 Posi	400 Posi	Time	3rd Qtr	4th Qt
3 OUR MUSICAL MOTION	1	0.0m	0.0m (0)	0.0m (0)	2:06.60	30.00s	28.60s
8 PANDORAS ART	2	1.5m	8.2m (0)	8.8m (0)	2:06.71	30.03s	28.08s
2 INTERNAL WAVES	3	3.1m	4.2m (0)	4.6m (0)	2:06.83	30.03s	28.49s
4 SWEET ROSEY	4	8.4m	8.4m (1)	8.0m (1)	2:07.23	29.97s	28.63s
6 BETTOR BE BUCKS	5	14.8m	12.8m (0)	13.2m (0)	2:07.71	30.03s	28.71s
5 LUCY HELEN	6	15.1m	4.4m (1)	3.8m (1)	2:07.73	29.98s	29.40s
7 VALENTINATHEBULL ET	7	18.2m	13.0m (1)	12.0m (1)	2:07.97	29.94s	29.04s

Finish Position and metres gained

First Arrow shows distance gain/loss from 2nd Qtr to 3rd Qtr, Second Arrow shows distance gain/loss from 3rd Qtr to Finish Blue arrow indicates best gain in these quarters.



800

Visual positions in race at 2nd Quarter



400

Visual positions in race at 3rd Quarter



Pinjarra Race 6 Distance 2185m

Monday, 5 February 2024




Gross Time: 2:41.80 MileRate: 1:59.20 LeadTime: 42.50s First Qtr: 32.20s Second Qtr: 30.40s Third Qtr: 27.60s Fourth Qtr: 29.10s

DATA TABLE: 800 / 400 Posi's are position from leader and (how wide the horse was at that position)

NoHorse	Plc	Mar	800 Posi	400 Posi	Time	3rd Qtr	4th Qt
8 IRA POOLE	1	0.0m	8.4m (0)	3.8m (1)	2:41.80	27.28s	28.83s
4 UNDER THE STARZZZ	2	4.4m	3.6m (1)	0.0m (1)	2:42.14	27.34s	29.42s
6 HOLY HECKA	3	8.6m	12.2m (1)	4.8m (3)	2:42.46	27.07s	29.37s
2 HENRY MAGUIRE	4	9.3m	0.0m (0)	0.0m (0)	2:42.51	27.58s	29.77s
3 BEALAWYER	5	15.9m	12.8m (0)	11.6m (0)	2:43.01	27.51s	29.41s
1 MAJOR DALTON	6	16.3m	4.0m (0)	6.2m (0)	2:43.04	27.74s	29.83s
5 LUKE ATTACK	7	36.6m	8.2m (1)	3.2m (2)	2:44.59	27.19s	31.52s
7 ZACHARY MARC	8	52.8m	35.0m (0)	40.0m (0)	2:45.83	27.93s	30.03s

Finish Position and metres gained

First Arrow shows distance gain/loss from 2nd Qtr to 3rd Qtr,
Second Arrow shows distance gain/loss from 3rd Qtr to Finish
Blue arrow indicates best gain in these quarters.



Pinjarra Race 7 Distance 1684m

Monday, 5 February 2024

Gross Time: 2:00.10

MileRate: 1:54.70

LeadTime: 5.70s

First Qtr: 28.60s

Second Qtr: 29.80s

Third Qtr: 28.30s


Fourth Qtr: 27.70s

DATA TABLE: 800 / 400 Posi's are position from leader and (how wide the horse was at that position)

NoHorse	Plc	Mar	800 Posi	400 Posi	Time	3rd Qtr	4th Qt
1 IMA TINY DANCER	1	0.0m	4.2m (0)	4.6m (0)	2:00.10	28.32s	27.38s
6 ZARA TINDALL	2	3.4m	0.0m (0)	0.0m (0)	2:00.35	28.30s	27.93s
10 RATTLIN LILLY	3	3.7m	2.8m (1)	1.8m (1)	2:00.37	28.23s	27.83s
9 HUNT THE MAGIC	4	4.0m	12.6m (0)	9.0m (0)	2:00.39	28.05s	27.36s
8 LADY PRIMA DONNA	5	8.4m	8.4m (0)	6.2m (1)	2:00.71	28.15s	27.85s
5 ROCKIN THE TREND	6	10.8m	16.6m (0)	13.4m (0)	2:00.89	28.08s	27.52s
12 BRAMANTE STEPS	7	16.0m	24.6m (1)	12.2m (1)	2:01.27	27.44s	27.96s
7 GO HOME JO	8	26.2m	21.4m (0)	19.4m (0)	2:02.01	28.17s	28.17s
11 PRECOCIOUS LADY	9	32.3m	20.4m (1)	19.0m (3)	2:02.45	28.21s	28.62s
3 CYNTHIA MAE	10	38.8m	16.4m (1)	20.4m (1)	2:02.93	28.59s	28.97s
2 EASTON ROBIN	11	59.9m	12.2m (1)	16.4m (1)	2:04.46	28.62s	30.70s
4 SUNNIE BEACH	12	62.1m	8.2m (1)	21.8m (2)	2:04.62	29.28s	30.48s

Finish Position and metres gained

First Arrow shows distance gain/loss from 2nd Qtr to 3rd Qtr,
Second Arrow shows distance gain/loss from 3rd Qtr to Finish
Blue arrow indicates best gain in these quarters.



800

Visual positions in race at 2nd Quarter



400

Visual positions in race at 3rd Quarter



Powered by



Harness Analyser

Sectional Analysis Software

Not just form | Free Trial

www.facebook.com/PJHarnessRacing



RISE Digital, Harness Racing Australia nor the provider accepts any responsibility for the completeness or accuracy of any of the information contained herein, and makes no representations about its suitability for any particular purpose. Users should make their own judgements about those matters and/or seek independent advice. You assume all risks associated with use of data provided on this page

Pinjarra Race 8 Distance 2631m

Monday, 5 February 2024

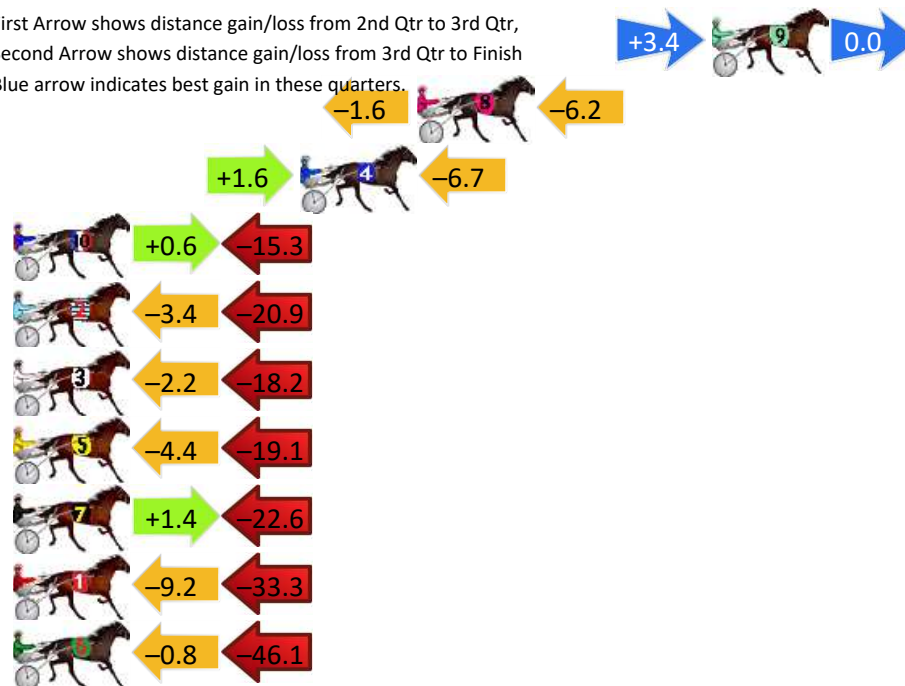
Gross Time: 3:15.20 MileRate: 1:59.00 LeadTime: 78.50s First Qtr: 29.80s Second Qtr: 29.70s Third Qtr: 29.70s Fourth Qtr: 27.50s

DATA TABLE: 800 / 400 Posi's are position from leader and (how wide the horse was at that position)

No	Horse	Plc	Mar	800 Posi	400 Posi	Time	3rd Qtr	4th Qt
9	LUCCA	1	0.0m	3.4m (1)	0.0m (0)	3:15.20	29.46s	27.50s
8	CHEDDAR IS BETTER	2	11.8m	4.0m (0)	5.6m (1)	3:16.05	29.83s	27.92s
4	GALAXY WARRIOR	3	16.5m	11.4m (1)	9.8m (3)	3:16.39	29.60s	27.96s
10	COOPER	4	29.9m	15.2m (1)	14.6m (2)	3:17.36	29.70s	28.55s
2	FOLLOW THE MUSIC	5	32.5m	8.2m (0)	11.6m (1)	3:17.55	30.00s	28.93s
3	HERE COMES SHARKIE	6	32.6m	12.2m (0)	14.4m (0)	3:17.56	29.91s	28.74s
5	WILLIAM GEES LEGACY	7	39.9m	16.4m (0)	20.8m (0)	3:18.09	30.07s	28.81s
7	STAR OF WILLOUGHBY	8	40.2m	19.0m (1)	17.6m (1)	3:18.11	29.66s	29.05s
1	MIKIPELO	9	42.5m	0.0m (0)	9.2m (0)	3:18.28	30.45s	29.78s
6	JILL MACH	10	54.3m	7.4m (1)	8.2m (2)	3:19.13	29.88s	30.65s

Finish Position and metres gained

First Arrow shows distance gain/loss from 2nd Qtr to 3rd Qtr, Second Arrow shows distance gain/loss from 3rd Qtr to Finish
Blue arrow indicates best gain in these quarters.



800

Visual positions in race at 2nd Quarter



400

Visual positions in race at 3rd Quarter



Powered by



Harness Analyser

Sectional Analysis Software

Not just form | Free Trial

www.facebook.com/PJHarnessRacing



RISE Digital, Harness Racing Australia nor the provider accepts any responsibility for the completeness or accuracy of any of the information contained herein, and makes no representations about its suitability for any particular purpose. Users should make their own judgements about those matters and/or seek independent advice. You assume all risks associated with use of data provided on this page

Pinjarra Race 9 Distance 1684m

Monday, 5 February 2024


Gross Time: 2:02.10 MileRate: 1:56.70 LeadTime: 5.50s First Qtr: 28.30s Second Qtr: 29.50s Third Qtr: 29.50s Fourth Qtr: 29.30s

DATA TABLE: 800 / 400 Posi's are position from leader and (how wide the horse was at that position)

No	Horse	Plc	Mar	800 Posi	400 Posi	Time	3rd Qtr	4th Qt
4	BUNDEGI BLUE	1	0.0m	4.2m (1)	0.6m (1)	2:02.10	29.24s	29.26s
2	LUCI KANE	2	2.3m	0.0m (0)	0.0m (0)	2:02.28	29.50s	29.47s
1	DAWSON SHARD	3	4.5m	4.2m (0)	4.4m (0)	2:02.45	29.51s	29.31s
5	SCUTTLEBUTT	4	4.6m	11.6m (1)	10.2m (1)	2:02.45	29.40s	28.89s
11	NANCY KAY	5	5.4m	8.6m (0)	8.6m (0)	2:02.51	29.50s	29.07s
6	LUHRSY	6	9.6m	27.4m (1)	15.6m (2)	2:02.84	28.64s	28.86s
3	DARK EYES	7	10.2m	8.0m (1)	5.6m (1)	2:02.88	29.33s	29.64s
7	IM DRINKINDOUBLES	8	15.3m	30.0m (0)	20.0m (2)	2:03.28	28.77s	28.96s
10	YANI YANI	9	23.7m	18.0m (1)	13.0m (0)	2:03.92	29.14s	30.08s
8	BONNIE PAULINE	10	25.1m	23.0m (0)	23.0m (0)	2:04.03	29.50s	29.45s
9	IDEAL IVANA	11	34.0m	17.8m (0)	18.2m (0)	2:04.71	29.53s	30.45s
12	THE MONIES ON	12	38.6m	22.8m (1)	18.4m (1)	2:05.07	29.18s	30.77s

Finish Position and metres gained

First Arrow shows distance gain/loss from 2nd Qtr to 3rd Qtr,
Second Arrow shows distance gain/loss from 3rd Qtr to Finish
Blue arrow indicates best gain in these quarters.



Visual positions in race at 2nd Quarter

800



Visual positions in race at 3rd Quarter

400



Powered by



Harness Analyser

Sectional Analysis Software

Not just form | Free Trial

www.facebook.com/PJHarnessRacing



RISE Digital, Harness Racing Australia nor the provider accepts any responsibility for the completeness or accuracy of any of the information contained herein, and makes no representations about its suitability for any particular purpose. Users should make their own judgements about those matters and/or seek independent advice. You assume all risks associated with use of data provided on this page

Pinjarra Race 10 Distance 2185m

Monday, 5 February 2024

Gross Time: 2:42.40

MileRate: 1:59.60

LeadTime: 42.80s

First Qtr: 30.50s

Second Qtr: 30.90s

Third Qtr: 29.30s


Fourth Qtr: 28.90s

DATA TABLE: 800 / 400 Posi's are position from leader and (how wide the horse was at that position)

NoHorse	Plc	Mar	800 Posi	400 Posi	Time	3rd Qtr	4th Qt
2 AMERICAN CRUISE	1	0.0m	12.4m (1)	10.8m (1)	2:42.40	29.18s	28.12s
1 ALTA FREEWAY	2	3.9m	0.0m (0)	0.0m (0)	2:42.70	29.30s	29.18s
4 OUR EAGLE BAY	3	20.9m	8.6m (1)	7.0m (1)	2:43.99	29.19s	29.90s
9 KOPPER KOTE	4	23.9m	4.6m (1)	5.4m (0)	2:44.21	29.37s	30.23s
7 STRAYLYA	5	24.8m	24.6m (1)	28.0m (1)	2:44.28	29.54s	28.67s
6 SWEETEST THING	6	25.7m	20.4m (1)	23.4m (1)	2:44.35	29.52s	29.07s
11 LIZZIE THORPE	7	28.4m	12.8m (0)	19.6m (0)	2:44.55	29.80s	29.53s
10 ALWAYS BE TEDDY	8	30.7m	8.4m (0)	15.0m (1)	2:44.73	29.79s	30.03s
12 PENTHOUSE	9	32.7m	16.8m (0)	24.2m (0)	2:44.88	29.84s	29.51s
3 KRIPKE	10	43.0m	21.0m (0)	28.0m (0)	2:45.66	29.81s	29.98s
5 EE JAY WHY	11	46.3m	16.4m (1)	19.4m (2)	2:45.91	29.53s	30.83s
8 ALLY ROCKS	12	57.8m	4.0m (0)	11.4m (0)	2:46.78	29.86s	32.23s

Finish Position and metres gained

First Arrow shows distance gain/loss from 2nd Qtr to 3rd Qtr,
Second Arrow shows distance gain/loss from 3rd Qtr to Finish
Blue arrow indicates best gain in these quarters.



800

Visual positions in race at 2nd Quarter



400

Visual positions in race at 3rd Quarter



Powered by



Harness Analyser

Sectional Analysis Software

Not just form | Free Trial

www.facebook.com/PJHarnessRacing



RISE Digital, Harness Racing Australia nor the provider accepts any responsibility for the completeness or accuracy of any of the information contained herein, and makes no representations about its suitability for any particular purpose. Users should make their own judgements about those matters and/or seek independent advice. You assume all risks associated with use of data provided on this page