

Gloucester Park Race 1 Distance 1730m

Friday, 1 March 2024

Gross Time: 2:02.40

MileRate: 1:53.90

LeadTime: 7.50s

First Qtr: 29.70s

Second Qtr: 28.60s

Third Qtr: 28.00s



Fourth Qtr: 28.60s

DATA TABLE: 800 / 400 Posi's are position from leader and (how wide the horse was at that position)

No	Horse	Plc	Mar	800 Posi	400 Posi	Time	3rd Qtr	4th Qt
5	THE MIKI TAKER	1	0.0m	0.0m (1)	0.6m (1)	2:02.40	28.04s	28.56s
12	BEE JAYS BOY	2	0.4m	8.3m (0)	6.3m (0)	2:02.43	27.86s	28.19s
1	ILLAWONG MUSTANG	3	1.5m	0.0m (0)	0.0m (0)	2:02.51	28.00s	28.71s
10	GALAXY WARRIOR	4	2.0m	4.0m (0)	4.6m (1)	2:02.55	28.04s	28.43s
8	BELLEZZA NERA	5	2.3m	12.1m (0)	10.8m (0)	2:02.57	27.92s	28.01s
4	POST GAME	6	4.6m	22.4m (0)	15.6m (0)	2:02.75	27.54s	27.85s
11	STATE OF HEAVEN	7	10.7m	13.8m (1)	14.0m (1)	2:03.20	28.02s	28.42s
2	LUCAPELO	8	12.9m	8.9m (1)	9.4m (1)	2:03.37	28.04s	28.91s
9	TORPEDO ROCK	9	14.1m	27.0m (0)	17.7m (1)	2:03.46	27.36s	28.42s
3	OUR SHELLEY BEACH	10	15.0m	18.1m (0)	10.6m (2)	2:03.53	27.48s	28.98s
7	IDEAL TOMADO	11	36.1m	4.9m (1)	6.3m (2)	2:05.11	28.10s	30.87s
6	TUMBLIN DICE	12	500.4m	283.3m (0)	333.5m (0)	2:39.98	31.74s	42.72s

Finish Position and metres gained

First Arrow shows distance gain/loss from 2nd Qtr to 3rd Qtr,
Second Arrow shows distance gain/loss from 3rd Qtr to Finish
Blue arrow indicates best gain in these quarters.



Gloucester Park Race 2 Distance 2130m

Friday, 1 March 2024

Gross Time: 2:33.20

MileRate: 1:55.70

LeadTime: 36.40s

First Qtr: 31.10s

Second Qtr: 28.60s

Third Qtr: 28.40s


Fourth Qtr: 28.70s

DATA TABLE: 800 / 400 Posi's are position from leader and (how wide the horse was at that position)

No	Horse	Plc	Mar	800 Posi	400 Posi	Time	3rd Qtr	4th Qt
2	OTIS	1	0.0m	0.0m (0)	0.0m (0)	2:33.20	28.40s	28.70s
10	SOHO SANTORINI	2	2.1m	8.5m (0)	5.1m (0)	2:33.36	28.16s	28.50s
8	SHOWPONY	3	12.2m	0.6m (1)	2.3m (1)	2:34.12	28.52s	29.46s
1	LIL HAPPY FELLA	4	12.5m	4.3m (0)	6.2m (2)	2:34.14	28.54s	29.20s
11	AMERICAN BULLITT	5	12.7m	13.6m (0)	11.6m (0)	2:34.16	28.26s	28.84s
3	SUGAR APPLE	6	13.5m	9.4m (1)	10.2m (1)	2:34.22	28.46s	29.00s
12	MEDIEVAL MAN	7	18.5m	18.1m (0)	16.5m (0)	2:34.59	28.29s	28.92s
5	ONESMARTFELLA	8	18.7m	22.1m (1)	16.4m (2)	2:34.61	28.00s	28.95s
7	LET IT LINGA	9	19.2m	22.4m (0)	20.6m (0)	2:34.65	28.28s	28.69s
9	ROCKNROLL ELLIOT	10	23.1m	18.1m (1)	20.4m (2)	2:34.94	28.56s	29.00s
4	IFEEL SIKDARL	11	23.3m	13.6m (1)	15.8m (1)	2:34.96	28.56s	29.33s
6	LAMANDIER	12	73.8m	5.7m (1)	21.2m (1)	2:38.76	29.50s	32.76s

Finish Position and metres gained

First Arrow shows distance gain/loss from 2nd Qtr to 3rd Qtr,
Second Arrow shows distance gain/loss from 3rd Qtr to Finish
Blue arrow indicates best gain in these quarters.



800

Visual positions in race at 2nd Quarter



400

Visual positions in race at 3rd Quarter



Powered by



Harness Analyser

Sectional Analysis Software

Not just form | Free Trial

www.facebook.com/PJHarnessRacing



RISE Digital, Harness Racing Australia nor the provider accepts any responsibility for the completeness or accuracy of any of the information contained herein, and makes no representations about its suitability for any particular purpose. Users should make their own judgements about those matters and/or seek independent advice. You assume all risks associated with use of data provided on this page

Gloucester Park Race 3 Distance 2130m

Friday, 1 March 2024

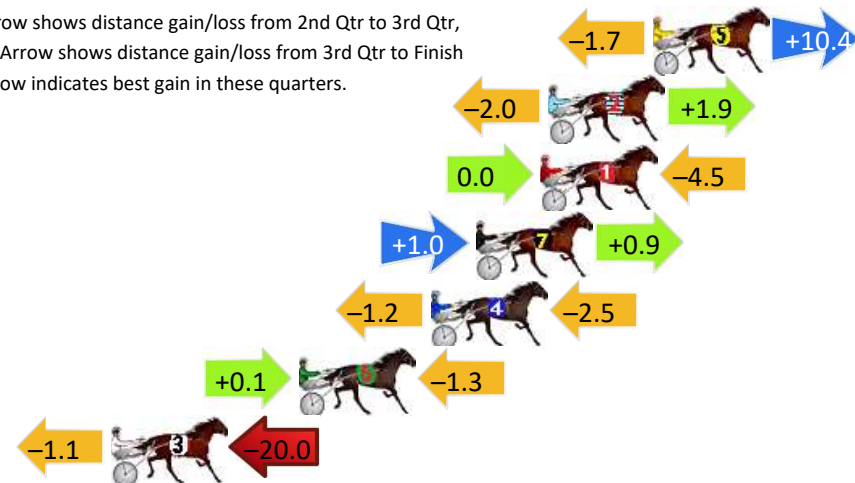
Gross Time: 2:31.10 MileRate: 1:54.20 LeadTime: 36.20s First Qtr: 28.50s Second Qtr: 27.80s Third Qtr: 29.00s Fourth Qtr: 29.60s

DATA TABLE: 800 / 400 Posi's are position from leader and (how wide the horse was at that position)

NoHorse	Plc	Mar	800 Posi	400 Posi	Time	3rd Qtr	4th Qt
5 FLYING RUMOUR	1	0.0m	8.7m (0)	10.4m (0)	2:31.10	29.16s	28.84s
2 IMA FIVESTAR GENERAL	2	4.2m	4.1m (0)	6.1m (0)	2:31.43	29.16s	29.49s
1 JASPERVELLABEACH	3	4.5m	0.0m (0)	0.0m (0)	2:31.45	29.00s	29.95s
7 WONDERFUL TO FLY	4	7.1m	9.0m (1)	8.0m (2)	2:31.65	28.96s	29.57s
4 OCTOBER REIGN	5	8.9m	5.2m (1)	6.4m (1)	2:31.79	29.10s	29.83s
6 RASCAL	6	14.2m	13.0m (0)	12.9m (1)	2:32.20	29.04s	29.76s
3 RUMOUR HAS IT	7	21.7m	0.6m (1)	1.7m (1)	2:32.78	29.08s	31.16s

Finish Position and metres gained

First Arrow shows distance gain/loss from 2nd Qtr to 3rd Qtr,
Second Arrow shows distance gain/loss from 3rd Qtr to Finish
Blue arrow indicates best gain in these quarters.



800

Visual positions in race at 2nd Quarter



400

Visual positions in race at 3rd Quarter



Powered by



Harness Analyser

Sectional Analysis Software

Not just form | Free Trial

www.facebook.com/PJHarnessRacing



RISE Digital, Harness Racing Australia nor the provider accepts any responsibility for the completeness or accuracy of any of the information contained herein, and makes no representations about its suitability for any particular purpose. Users should make their own judgements about those matters and/or seek independent advice. You assume all risks associated with use of data provided on this page

Gloucester Park Race 4 Distance 2130m

Friday, 1 March 2024


Gross Time: 2:33.80 MileRate: 1:56.20 LeadTime: 37.10s First Qtr: 31.60s Second Qtr: 28.90s Third Qtr: 28.00s Fourth Qtr: 28.20s

DATA TABLE: 800 / 400 Posi's are position from leader and (how wide the horse was at that position)

No	Horse	Plc	Mar	800 Posi	400 Posi	Time	3rd Qtr	4th Qt
2	SOHO DOW JONES	1	0.0m	0.0m (0)	0.0m (0)	2:33.80	28.00s	28.20s
1	CORDERO	2	0.8m	4.3m (0)	5.2m (0)	2:33.86	28.06s	27.90s
7	GALACTIC STAR	3	3.3m	8.3m (0)	9.2m (0)	2:34.04	28.06s	27.80s
4	ALCOPONY	4	4.6m	2.0m (1)	1.8m (1)	2:34.14	27.98s	28.42s
3	WATTS UP SUNSHINE	5	5.1m	10.1m (1)	10.9m (1)	2:34.18	28.06s	27.82s
5	HAMPTON BANNER	6	7.8m	6.0m (1)	6.6m (1)	2:34.38	28.04s	28.32s
8	CLASSIC CHOICE	7	10.7m	12.4m (0)	12.9m (0)	2:34.59	28.04s	28.09s
6	ARMA EINSTEIN	8	13.0m	14.1m (1)	13.2m (2)	2:34.76	27.94s	28.24s
9	TALKS UP A STORM	9	13.2m	18.1m (0)	18.0m (0)	2:34.78	28.00s	27.92s

Finish Position and metres gained

First Arrow shows distance gain/loss from 2nd Qtr to 3rd Qtr,
Second Arrow shows distance gain/loss from 3rd Qtr to Finish
Blue arrow indicates best gain in these quarters.



800

Visual positions in race at 2nd Quarter



400

Visual positions in race at 3rd Quarter



Powered by



Harness Analyser

Sectional Analysis Software

Not just form | Free Trial

www.facebook.com/PJHarnessRacing



RISE Digital, Harness Racing Australia nor the provider accepts any responsibility for the completeness or accuracy of any of the information contained herein, and makes no representations about its suitability for any particular purpose. Users should make their own judgements about those matters and/or seek independent advice. You assume all risks associated with use of data provided on this page

Gloucester Park Race 5 Distance 2130m

Friday, 1 March 2024


Gross Time: 2:32.80 MileRate: 1:55.50 LeadTime: 37.10s First Qtr: 29.80s Second Qtr: 29.70s Third Qtr: 28.00s Fourth Qtr: 28.20s

DATA TABLE: 800 / 400 Posi's are position from leader and (how wide the horse was at that position)

NoHorse	Plc	Mar	800 Posi	400 Posi	Time	3rd Qtr	4th Qt
1 TEN TO THE DOZEN	1	0.0m	0.0m (0)	0.0m (0)	2:32.80	28.00s	28.20s
6 MENEMSHA	2	0.4m	0.9m (1)	1.8m (1)	2:32.83	28.06s	28.11s
9 THELITTLE MASTER	3	4.3m	18.1m (0)	19.2m (1)	2:33.12	28.08s	27.18s
3 THENU CAME ALONG	4	4.4m	5.2m (1)	6.3m (1)	2:33.13	28.08s	28.08s
4 GREVIS	5	4.9m	9.5m (1)	10.1m (1)	2:33.16	28.04s	27.86s
11 KURIOUS BOY	6	7.1m	8.6m (0)	12.3m (0)	2:33.33	28.26s	27.87s
2 OFF THE CHARTS	7	18.8m	13.2m (1)	14.6m (1)	2:34.19	28.10s	28.57s
10 UBEEN THUNDASTRUCK	8	34.2m	4.6m (0)	8.3m (0)	2:35.33	28.26s	30.15s
5 BLACKSAMURAI	9	50.2m	13.2m (0)	19.8m (0)	2:36.52	28.46s	30.54s
8 ON THE BACK FOOT	10	59.1m	29.0m (0)	41.0m (0)	2:37.18	28.84s	29.72s
7 STAR OF THE GALAXY	11	137.4m	23.9m (0)	45.5m (0)	2:42.98	29.52s	35.20s

Finish Position and metres gained

First Arrow shows distance gain/loss from 2nd Qtr to 3rd Qtr,
Second Arrow shows distance gain/loss from 3rd Qtr to Finish
Blue arrow indicates best gain in these quarters.



800

Visual positions in race at 2nd Quarter



400

Visual positions in race at 3rd Quarter



Powered by
PJ

Harness Analyser

Sectional Analysis Software
Not just form | Free Trial

www.facebook.com/PJHarnessRacing



RISE Digital, Harness Racing Australia nor the provider accepts any responsibility for the completeness or accuracy of any of the information contained herein, and makes no representations about its suitability for any particular purpose. Users should make their own judgements about those matters and/or seek independent advice. You assume all risks associated with use of data provided on this page

Gloucester Park Race 6 Distance 2130m

Friday, 1 March 2024

Gross Time: 2:33.90

MileRate: 1:56.30

LeadTime: 36.00s

First Qtr: 30.90s

Second Qtr: 29.40s

Third Qtr: 28.10s



Fourth Qtr: 29.50s

DATA TABLE: 800 / 400 Posi's are position from leader and (how wide the horse was at that position)

NoHorse	Plc	Mar	800 Posi	400 Posi	Time	3rd Qtr	4th Qt
12 WATER LOU	1	0.0m	2.9m (1)	0.0m (1)	2:33.90	27.90s	29.50s
2 THE SWINDLER	2	3.7m	11.2m (1)	12.6m (2)	2:34.19	28.22s	28.89s
9 XCEPTIONAL ARMA	3	7.7m	0.0m (0)	1.7m (0)	2:34.50	28.22s	29.98s
5 MISS SHAHJA	4	12.8m	9.2m (0)	13.8m (1)	2:34.89	28.45s	29.50s
11 PRINCESS KATIE	5	13.2m	15.8m (1)	17.4m (3)	2:34.92	28.24s	29.28s
7 ATLANTIC GEM	6	16.8m	4.9m (0)	8.6m (0)	2:35.20	28.38s	30.18s
4 COPY CAT QUEEN	7	17.3m	20.1m (1)	21.2m (1)	2:35.24	28.22s	29.32s
3 WORLD SECRET	8	27.4m	7.2m (1)	17.1m (2)	2:36.02	28.82s	30.40s
10 REMARKABLE ROCK	9	46.3m	13.5m (0)	17.6m (0)	2:37.48	28.42s	31.82s
6 STATE MY CASE	10	50.8m	17.5m (0)	24.0m (0)	2:37.83	28.60s	31.71s
8 AMARETTO ANGEL	11	77.3m	24.1m (0)	39.6m (0)	2:39.88	29.26s	32.64s
1 I CROSS MY HEART	12	77.8m	45.0m (0)	51.1m (0)	2:39.92	28.62s	31.86s

Finish Position and metres gained

First Arrow shows distance gain/loss from 2nd Qtr to 3rd Qtr,
Second Arrow shows distance gain/loss from 3rd Qtr to Finish
Blue arrow indicates best gain in these quarters.



Powered by
PJ Harness Analyser

Sectional Analysis Software
Not just form | Free Trial

www.facebook.com/PJHarnessRacing



RISE Digital, Harness Racing Australia nor the provider accepts any responsibility for the completeness or accuracy of any of the information contained herein, and makes no representations about its suitability for any particular purpose. Users should make their own judgements about those matters and/or seek independent advice. You assume all risks associated with use of data provided on this page

Gloucester Park Race 7 Distance 1730m

Friday, 1 March 2024

Gross Time: 2:06.30

MileRate: 1:57.50

LeadTime: 7.80s

First Qtr: 30.20s

Second Qtr: 29.00s

Third Qtr: 28.80s


Fourth Qtr: 30.50s

DATA TABLE: 800 / 400 Posi's are position from leader and (how wide the horse was at that position)

No	Horse	Plc	Mar	800 Posi	400 Posi	Time	3rd Qtr	4th Qt
4	THE BETTOR SIDE	1	0.0m	4.8m (0)	4.4m (0)	2:06.30	28.78s	30.18s
6	LOUIE VEE	2	0.5m	19.6m (1)	19.4m (1)	2:06.34	28.83s	29.11s
10	CONTROL THE ROOM	3	1.9m	1.4m (1)	0.0m (1)	2:06.45	28.70s	30.65s
2	MYSTA MOON WALKER	4	7.9m	0.0m (0)	0.0m (0)	2:06.93	28.80s	31.13s
5	FLOAT MY BOAT	5	8.5m	9.5m (1)	15.2m (1)	2:06.98	29.24s	30.06s
8	IT IS CRUNCH TIME	6	11.5m	19.3m (0)	20.1m (0)	2:07.22	28.90s	29.94s
3	THE MERRY MAKER	7	12.2m	15.7m (0)	16.3m (0)	2:07.27	28.88s	30.27s
7	WICKED HUSTLER	8	22.5m	5.6m (1)	11.4m (1)	2:08.10	29.24s	31.45s
1	CHARIVARI	9	27.4m	9.8m (0)	11.9m (0)	2:08.49	28.98s	31.81s
9	LAST HARD COPY	10	47.4m	14.0m (1)	21.8m (2)	2:10.08	29.40s	32.68s

Finish Position and metres gained

First Arrow shows distance gain/loss from 2nd Qtr to 3rd Qtr,
Second Arrow shows distance gain/loss from 3rd Qtr to Finish
Blue arrow indicates best gain in these quarters.



800

Visual positions in race at 2nd Quarter



400

Visual positions in race at 3rd Quarter



Powered by



Harness Analyser

Sectional Analysis Software

Not just form | Free Trial

www.facebook.com/PJHarnessRacing



RISE Digital, Harness Racing Australia nor the provider accepts any responsibility for the completeness or accuracy of any of the information contained herein, and makes no representations about its suitability for any particular purpose. Users should make their own judgements about those matters and/or seek independent advice. You assume all risks associated with use of data provided on this page

Gloucester Park Race 8 Distance 1730m

Friday, 1 March 2024



Gross Time: 2:06.20 MileRate: 1:57.40 LeadTime: 7.60s First Qtr: 29.90s Second Qtr: 29.80s Third Qtr: 29.50s Fourth Qtr: 29.40s

DATA TABLE: 800 / 400 Posi's are position from leader and (how wide the horse was at that position)

NoHorse	Plc	Mar	800 Posi	400 Posi	Time	3rd Qtr	4th Qt
10 COPPER HEAD LADY	1	0.0m	7.6m (0)	8.5m (0)	2:06.20	29.56s	28.78s
3 BETTAGETONPIP	2	1.5m	1.9m (1)	1.9m (1)	2:06.32	29.50s	29.37s
8 BULL SHARK BETTY	3	4.8m	17.7m (0)	13.1m (1)	2:06.57	29.16s	28.81s
5 RUBY LOU	4	5.2m	0.0m (0)	0.0m (0)	2:06.60	29.50s	29.80s
9 WINTER WONDER	5	5.8m	21.8m (0)	12.3m (0)	2:06.65	28.80s	28.95s
1 HIGHVIEW HEIDI	6	10.0m	3.8m (0)	4.7m (0)	2:06.97	29.56s	29.83s
4 CRUNCHEE	7	14.8m	6.0m (1)	5.8m (1)	2:07.34	29.48s	30.12s
2 REPOSSESSION	8	21.5m	12.3m (0)	16.3m (0)	2:07.86	29.79s	29.87s
7 STELLA DELIZIOSA	9	21.6m	13.9m (1)	9.6m (1)	2:07.87	29.18s	30.36s
6 JAXS IDEAL	10	37.2m	10.1m (1)	5.8m (2)	2:09.07	29.18s	31.84s

Finish Position and metres gained

First Arrow shows distance gain/loss from 2nd Qtr to 3rd Qtr,
Second Arrow shows distance gain/loss from 3rd Qtr to Finish
Blue arrow indicates best gain in these quarters.



800

Visual positions in race at 2nd Quarter



400

Visual positions in race at 3rd Quarter



Powered by



Harness Analyser

Sectional Analysis Software

Not just form | Free Trial

www.facebook.com/PJHarnessRacing



RISE Digital, Harness Racing Australia nor the provider accepts any responsibility for the completeness or accuracy of any of the information contained herein, and makes no representations about its suitability for any particular purpose. Users should make their own judgements about those matters and/or seek independent advice. You assume all risks associated with use of data provided on this page

Gloucester Park Race 9 Distance 2130m

Friday, 1 March 2024



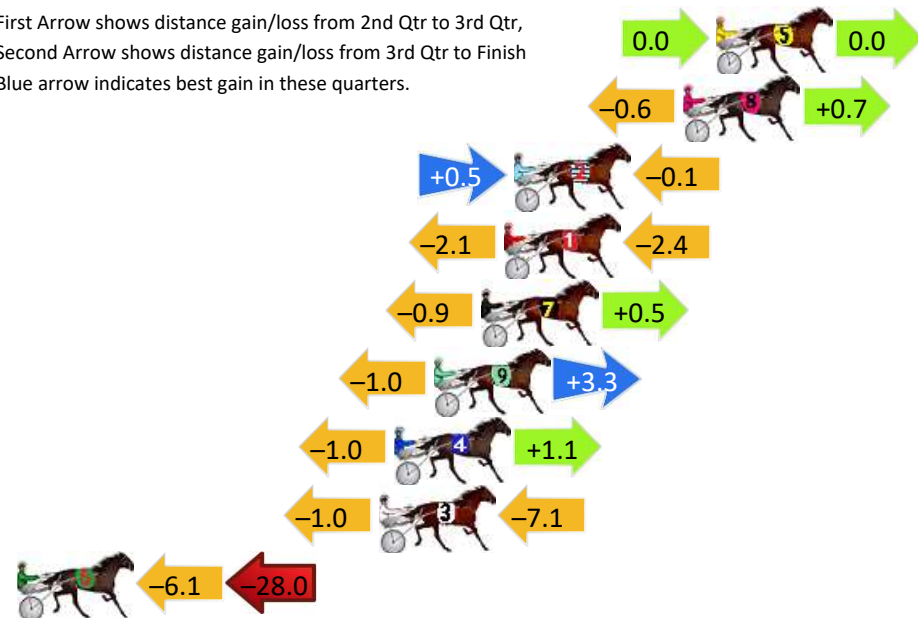
Gross Time: 2:36.20 MileRate: 1:58.00 LeadTime: 38.70s First Qtr: 31.60s Second Qtr: 29.70s Third Qtr: 28.50s Fourth Qtr: 27.70s

DATA TABLE: 800 / 400 Posi's are position from leader and (how wide the horse was at that position)

No	Horse	Plc	Mar	800 Posi	400 Posi	Time	3rd Qtr	4th Qt
5	REGAL CHEVAL	1	0.0m	0.0m (0)	0.0m (0)	2:36.20	28.50s	27.70s
8	CYCLONE CHARLOTTE	2	1.3m	1.4m (1)	2.0m (1)	2:36.29	28.54s	27.65s
2	ACUTO	3	8.1m	8.5m (0)	8.0m (0)	2:36.79	28.46s	27.73s
1	NEVERMINDTHECHAOS	4	8.5m	4.0m (0)	6.1m (1)	2:36.82	28.64s	27.90s
7	WASA HEAT SEEKER	5	9.4m	9.0m (1)	9.9m (1)	2:36.88	28.55s	27.69s
9	SOLESSEO MATUCA	6	11.3m	13.6m (1)	14.6m (1)	2:37.02	28.56s	27.50s
4	MIDDLEPAGE	7	12.9m	13.0m (0)	14.0m (0)	2:37.14	28.56s	27.66s
3	SUGAR STREET	8	13.5m	5.4m (1)	6.4m (2)	2:37.18	28.56s	28.24s
6	ELDAYTONA	9	81.0m	46.9m (0)	53.0m (0)	2:42.10	28.88s	29.90s

Finish Position and metres gained

First Arrow shows distance gain/loss from 2nd Qtr to 3rd Qtr,
Second Arrow shows distance gain/loss from 3rd Qtr to Finish
Blue arrow indicates best gain in these quarters.



Powered by
PJ

Harness Analyser

Sectional Analysis Software
Not just form | Free Trial

www.facebook.com/PJHarnessRacing



RISE Digital, Harness Racing Australia nor the provider accepts any responsibility for the completeness or accuracy of any of the information contained herein, and makes no representations about its suitability for any particular purpose. Users should make their own judgements about those matters and/or seek independent advice. You assume all risks associated with use of data provided on this page

Gloucester Park Race 10 Distance 2503m

Friday, 1 March 2024

Gross Time: 3:07.30

MileRate: 2:00.40

LeadTime: 71.10s

First Qtr: 31.10s

Second Qtr: 29.20s

Third Qtr: 28.20s

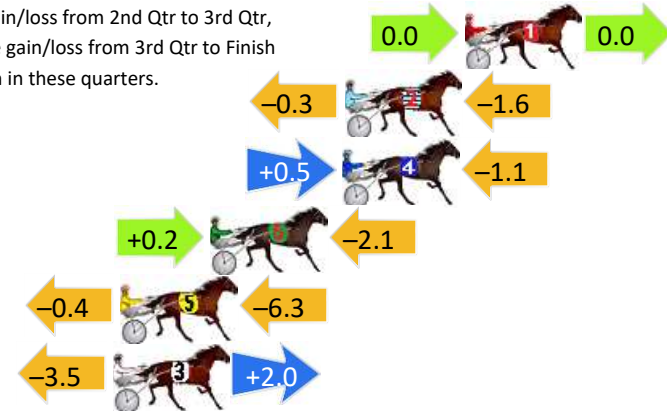
Fourth Qtr: 27.70s

DATA TABLE: 800 / 400 Posi's are position from leader and (how wide the horse was at that position)

NoHorse	Plc	Mar	800 Posi	400 Posi	Time	3rd Qtr	4th Qt
1 ARDENS HORIZON	1	0.0m	0.0m (0)	0.0m (0)	3:07.30	28.20s	27.70s
2 LUCCA	2	4.8m	2.9m (1)	3.2m (1)	3:07.65	28.22s	27.83s
4 NAVY STREET	3	4.9m	4.3m (0)	3.8m (0)	3:07.66	28.16s	27.80s
6 WITHOUTHETUH	4	10.2m	8.3m (0)	8.1m (0)	3:08.04	28.18s	27.88s
5 MISTER MONTBLANC	5	13.8m	7.1m (1)	7.5m (1)	3:08.31	28.22s	28.18s
3 CHEDDAR IS BETTER	6	14.1m	12.6m (0)	16.1m (0)	3:08.33	28.44s	27.61s

Finish Position and metres gained

First Arrow shows distance gain/loss from 2nd Qtr to 3rd Qtr,
Second Arrow shows distance gain/loss from 3rd Qtr to Finish
Blue arrow indicates best gain in these quarters.



800

Visual positions in race at 2nd Quarter



400

Visual positions in race at 3rd Quarter



Powered by
PJ

Harness Analyser

Sectional Analysis Software
Not just form | Free Trial

www.facebook.com/PJHarnessRacing



RISE Digital, Harness Racing Australia nor the provider accepts any responsibility for the completeness or accuracy of any of the information contained herein, and makes no representations about its suitability for any particular purpose. Users should make their own judgements about those matters and/or seek independent advice. You assume all risks associated with use of data provided on this page

Gloucester Park Race 11 Distance 2130m

Friday, 1 March 2024


Gross Time: 2:35.50 MileRate: 1:57.50 LeadTime: 37.40s First Qtr: 31.90s Second Qtr: 30.00s Third Qtr: 28.70s Fourth Qtr: 27.50s

DATA TABLE: 800 / 400 Posi's are position from leader and (how wide the horse was at that position)

No	Horse	Plc	Mar	800 Posi	400 Posi	Time	3rd Qtr	4th Qt
8	MIKI JET NZ	1	0.0m	6.2m (1)	5.5m (1)	2:35.50	28.64s	27.12s
1	COOPER	2	1.2m	0.0m (0)	0.0m (0)	2:35.59	28.70s	27.59s
5	ADDA SPOILT MAJOR	3	10.8m	3.9m (0)	4.3m (0)	2:36.28	28.72s	27.98s
2	STREET APPEAL	4	14.3m	12.6m (0)	12.9m (0)	2:36.53	28.70s	27.63s
10	THE KRAKEN	5	14.5m	8.4m (0)	8.3m (0)	2:36.55	28.68s	27.97s
6	COWBOYS N BANDITS	6	15.6m	2.0m (1)	1.8m (1)	2:36.63	28.68s	28.51s
4	GOOD TIMES AHEAD	7	21.2m	16.8m (0)	16.9m (0)	2:37.03	28.68s	27.85s
7	DISCO UNDER FIRE	8	22.8m	14.6m (1)	15.2m (1)	2:37.15	28.72s	28.09s
3	RICHIE REACTOR	9	26.8m	10.4m (1)	10.6m (1)	2:37.44	28.70s	28.70s
9	STAR OF WILLOUGHBY	10	28.5m	18.8m (1)	19.2m (1)	2:37.56	28.70s	28.22s


Finish Position and metres gained

First Arrow shows distance gain/loss from 2nd Qtr to 3rd Qtr, Second Arrow shows distance gain/loss from 3rd Qtr to Finish
Blue arrow indicates best gain in these quarters.



800

Visual positions in race at 2nd Quarter



400

Visual positions in race at 3rd Quarter



Powered by



Harness Analyser

Sectional Analysis Software

Not just form | Free Trial

www.facebook.com/PJHarnessRacing



RISE Digital, Harness Racing Australia nor the provider accepts any responsibility for the completeness or accuracy of any of the information contained herein, and makes no representations about its suitability for any particular purpose. Users should make their own judgements about those matters and/or seek independent advice. You assume all risks associated with use of data provided on this page

Gloucester Park Race 12 Distance 2130m

Friday, 1 March 2024

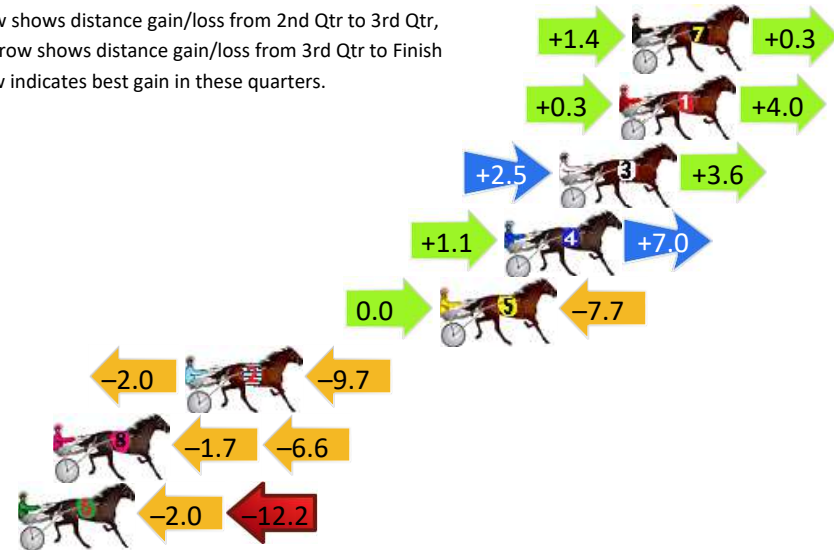
Gross Time: 2:35.20 MileRate: 1:57.20 LeadTime: 37.50s First Qtr: 30.50s Second Qtr: 30.00s Third Qtr: 28.60s Fourth Qtr: 28.60s

DATA TABLE: 800 / 400 Posi's are position from leader and (how wide the horse was at that position)

NoHorse	Plc	Mar	800 Posi	400 Posi	Time	3rd Qtr	4th Qt
7 FRANCO ENCORE	1	0.0m	1.7m (1)	0.3m (1)	2:35.20	28.50s	28.58s
1 SIDSTREPO	2	0.5m	4.8m (0)	4.5m (1)	2:35.24	28.58s	28.32s
3 MADDY ROCKS	3	2.9m	9.0m (0)	6.5m (0)	2:35.42	28.42s	28.36s
4 FIORD	4	5.1m	13.2m (0)	12.1m (0)	2:35.58	28.52s	28.12s
5 DUTY BOUND	5	7.7m	0.0m (0)	0.0m (0)	2:35.78	28.60s	29.18s
2 ALFREDI	6	17.9m	6.2m (1)	8.2m (1)	2:36.54	28.74s	29.36s
8 HERE COMES SHARKIE	7	23.2m	14.9m (1)	16.6m (1)	2:36.94	28.72s	29.16s
6 ROCK THE BANK	8	24.6m	10.4m (1)	12.4m (1)	2:37.05	28.74s	29.57s


Finish Position and metres gained

First Arrow shows distance gain/loss from 2nd Qtr to 3rd Qtr,
Second Arrow shows distance gain/loss from 3rd Qtr to Finish
Blue arrow indicates best gain in these quarters.



800

Visual positions in race at 2nd Quarter



400

Visual positions in race at 3rd Quarter



Powered by



Harness Analyser

Sectional Analysis Software

Not just form | Free Trial

www.facebook.com/PJHarnessRacing



RISE Digital, Harness Racing Australia nor the provider accepts any responsibility for the completeness or accuracy of any of the information contained herein, and makes no representations about its suitability for any particular purpose. Users should make their own judgements about those matters and/or seek independent advice. You assume all risks associated with use of data provided on this page