

Gloucester Park Race 1 Distance 2130m

Tuesday, 5 March 2024


Gross Time: 2:35.60 MileRate: 1:57.60 LeadTime: 36.00s First Qtr: 31.10s Second Qtr: 30.60s Third Qtr: 28.40s Fourth Qtr: 29.50s

DATA TABLE: 800 / 400 Posi's are position from leader and (how wide the horse was at that position)

No	Horse	Plc	Mar	800 Posi	400 Posi	Time	3rd Qtr	4th Qt
9	TUX AND TAILS	1	0.0m	10.5m (1)	5.5m (1)	2:35.60	28.06s	29.10s
7	SIDSTREPO	2	3.0m	6.8m (2)	0.0m (2)	2:35.83	27.92s	29.73s
6	FOLLOW THE MUSIC	3	6.4m	1.4m (1)	1.4m (1)	2:36.09	28.40s	29.90s
10	FIREPLAY	4	11.1m	9.4m (0)	10.7m (1)	2:36.46	28.51s	29.59s
5	SEEKNYOUSHALFIN D	5	11.8m	13.3m (0)	15.5m (1)	2:36.51	28.58s	29.29s
8	HES A COOL MACH	6	15.6m	15.0m (1)	12.5m (2)	2:36.81	28.24s	29.81s
2	HES ROYAL BLUE	7	21.2m	0.0m (0)	3.8m (0)	2:37.24	28.68s	30.86s
3	TENACIOUS GEORGE	8	39.6m	4.8m (0)	14.5m (0)	2:38.66	29.11s	31.52s
1	THE DARK NIGHT	9	55.4m	6.5m (1)	23.6m (0)	2:39.88	29.64s	32.09s

Finish Position and metres gained

First Arrow shows distance gain/loss from 2nd Qtr to 3rd Qtr,
Second Arrow shows distance gain/loss from 3rd Qtr to Finish
Blue arrow indicates best gain in these quarters.



800

Visual positions in race at 2nd Quarter



400

Visual positions in race at 3rd Quarter



Powered by



Harness Analyser

Sectional Analysis Software

Not just form | Free Trial

www.facebook.com/PJHarnessRacing



RISE Digital, Harness Racing Australia nor the provider accepts any responsibility for the completeness or accuracy of any of the information contained herein, and makes no representations about its suitability for any particular purpose. Users should make their own judgements about those matters and/or seek independent advice. You assume all risks associated with use of data provided on this page

Gloucester Park Race 2 Distance 2130m

Tuesday, 5 March 2024

Gross Time: 2:35.20

MileRate: 1:57.20

LeadTime: 39.50s

First Qtr: 28.90s

Second Qtr: 29.40s

Third Qtr: 28.20s


Fourth Qtr: 29.20s

DATA TABLE: 800 / 400 Posi's are position from leader and (how wide the horse was at that position)

No	Horse	Plc	Mar	800 Posi	400 Posi	Time	3rd Qtr	4th Qt
2	WALL STREET GIRL	1	0.0m	0.3m (1)	1.4m (1)	2:35.20	28.28s	29.10s
1	FLY TO FAME	2	1.7m	4.3m (0)	4.2m (0)	2:35.33	28.20s	29.03s
6	BRAMANTE STEPS	3	2.7m	0.0m (0)	0.0m (0)	2:35.41	28.20s	29.41s
9	QUEENINTECORNER	4	6.5m	8.3m (1)	9.3m (0)	2:35.70	28.28s	29.04s
7	EYE BETTER	5	9.1m	4.3m (1)	7.9m (1)	2:35.90	28.46s	29.33s
11	SPORTING GRACE	6	9.9m	12.6m (1)	13.2m (1)	2:35.96	28.26s	29.02s
3	ADORE ME SOME MORE	7	10.4m	12.8m (0)	20.5m (1)	2:36.00	28.76s	28.53s
5	LENI ROSE	8	22.5m	18.0m (1)	22.5m (2)	2:36.92	28.54s	29.32s
4	LIBBA RACY	9	44.5m	18.0m (0)	28.0m (0)	2:38.61	28.94s	30.61s
10	BILLY TO THE MAX	10	108.6m	8.6m (0)	20.8m (0)	2:43.52	29.08s	36.04s

Finish Position and metres gained

First Arrow shows distance gain/loss from 2nd Qtr to 3rd Qtr,
Second Arrow shows distance gain/loss from 3rd Qtr to Finish
Blue arrow indicates best gain in these quarters.



800

Visual positions in race at 2nd Quarter



400

Visual positions in race at 3rd Quarter



Powered by



Harness Analyser

Sectional Analysis Software

Not just form | Free Trial

www.facebook.com/PJHarnessRacing



RISE Digital, Harness Racing Australia nor the provider accepts any responsibility for the completeness or accuracy of any of the information contained herein, and makes no representations about its suitability for any particular purpose. Users should make their own judgements about those matters and/or seek independent advice. You assume all risks associated with use of data provided on this page

Gloucester Park Race 3 Distance 2130m

Tuesday, 5 March 2024

Gross Time: 2:36.10

MileRate: 1:57.90

LeadTime: 37.80s

First Qtr: 30.30s

Second Qtr: 29.60s

Third Qtr: 28.60s




Fourth Qtr: 29.80s

DATA TABLE: 800 / 400 Posi's are position from leader and (how wide the horse was at that position)

NoHorse	Plc	Mar	800 Posi	400 Posi	Time	3rd Qtr	4th Qt
2 THE MASKED CRUSADER	1	0.0m	1.7m (1)	0.9m (1)	2:36.10	28.54s	29.74s
5 EUSTON FLYER	2	5.5m	8.4m (0)	8.3m (0)	2:36.53	28.60s	29.63s
1 LUKES MISTAKE	3	5.6m	0.0m (0)	0.0m (0)	2:36.54	28.60s	30.24s
9 LUKE ATTACK	4	5.8m	7.9m (2)	3.1m (2)	2:36.55	28.26s	30.03s
3 JOHNNY LOMBO	5	6.4m	5.6m (1)	5.0m (1)	2:36.60	28.56s	29.94s
6 SHOOT THROUGH	6	6.5m	13.2m (2)	7.0m (2)	2:36.61	28.16s	29.80s
10 THE LIGHTNING STRIKE	7	6.8m	3.9m (0)	4.4m (0)	2:36.63	28.64s	30.01s
7 BAZZA MAC	8	9.3m	12.1m (0)	12.4m (0)	2:36.83	28.64s	29.63s
8 HERE COMES SHARKIE	9	11.0m	9.6m (1)	9.4m (1)	2:36.96	28.60s	29.98s
4 CRACKA TINNY	10	31.4m	16.6m (0)	17.4m (0)	2:38.55	28.68s	30.99s

Finish Position and metres gained

First Arrow shows distance gain/loss from 2nd Qtr to 3rd Qtr,
Second Arrow shows distance gain/loss from 3rd Qtr to Finish
Blue arrow indicates best gain in these quarters.



Powered by



Harness Analyser

Sectional Analysis Software

Not just form | Free Trial

www.facebook.com/PJHarnessRacing



RISE Digital, Harness Racing Australia nor the provider accepts any responsibility for the completeness or accuracy of any of the information contained herein, and makes no representations about its suitability for any particular purpose. Users should make their own judgements about those matters and/or seek independent advice. You assume all risks associated with use of data provided on this page

Gloucester Park Race 4 Distance 2130m

Tuesday, 5 March 2024

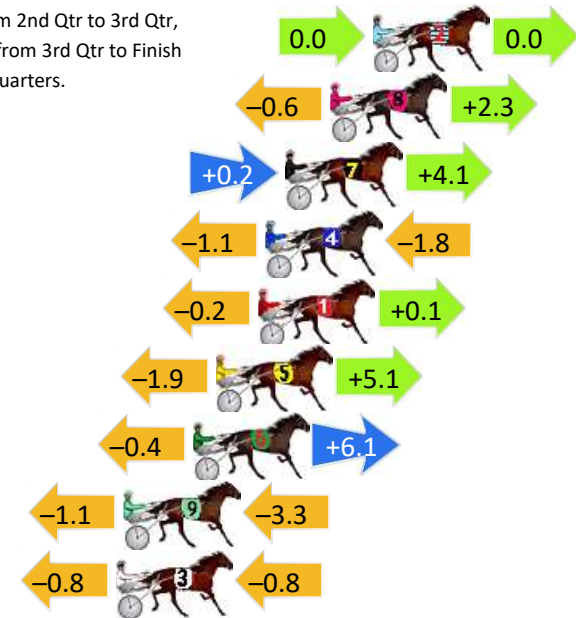
Gross Time: 2:37.10 MileRate: 1:58.70 LeadTime: 36.90s First Qtr: 31.10s Second Qtr: 31.20s Third Qtr: 28.80s Fourth Qtr: 29.10s

DATA TABLE: 800 / 400 Posi's are position from leader and (how wide the horse was at that position)

No	Horse	Plc	Mar	800 Posi	400 Posi	Time	3rd Qtr	4th Qt
2	HENWOOD BAY	1	0.0m	0.0m (0)	0.0m (0)	2:37.10	28.80s	29.10s
8	ALL AUSSIE MACH	2	1.7m	3.4m (2)	4.0m (2)	2:37.23	28.84s	28.95s
7	LOUIE LEBEAU	3	3.5m	7.8m (2)	7.6m (2)	2:37.37	28.78s	28.82s
4	JOE WITH THE FLOW	4	4.3m	1.4m (1)	2.5m (1)	2:37.43	28.88s	29.25s
1	STARS OF GOLD	5	4.6m	4.5m (0)	4.7m (0)	2:37.45	28.82s	29.11s
5	COLORADO BANNER	6	6.3m	9.5m (1)	11.4m (2)	2:37.58	28.94s	28.76s
6	JILLIBY JAKE	7	7.2m	12.9m (0)	13.3m (1)	2:37.65	28.84s	28.69s
9	ULTIMATE ROCKER	8	10.0m	5.6m (1)	6.7m (1)	2:37.86	28.88s	29.38s
3	IDEAL SECRET	9	10.3m	8.7m (0)	9.5m (0)	2:37.89	28.86s	29.21s

Finish Position and metres gained

First Arrow shows distance gain/loss from 2nd Qtr to 3rd Qtr,
Second Arrow shows distance gain/loss from 3rd Qtr to Finish
Blue arrow indicates best gain in these quarters.



800

Visual positions in race at 2nd Quarter



400

Visual positions in race at 3rd Quarter



Powered by



Harness Analyser

Sectional Analysis Software

Not just form | Free Trial

www.facebook.com/PJHarnessRacing



RISE Digital, Harness Racing Australia nor the provider accepts any responsibility for the completeness or accuracy of any of the information contained herein, and makes no representations about its suitability for any particular purpose. Users should make their own judgements about those matters and/or seek independent advice. You assume all risks associated with use of data provided on this page

Gloucester Park Race 5 Distance 2130m

Tuesday, 5 March 2024


Gross Time: 2:34.70 MileRate: 1:56.90 LeadTime: 36.60s First Qtr: 30.80s Second Qtr: 30.40s Third Qtr: 27.80s Fourth Qtr: 29.10s

DATA TABLE: 800 / 400 Posi's are position from leader and (how wide the horse was at that position)

No	Horse	Plc	Mar	800 Posi	400 Posi	Time	3rd Qtr	4th Qt
4	BURGHLEY SHARD	1	0.0m	5.8m (1)	5.7m (1)	2:34.70	27.80s	28.70s
6	GEE SMITH	2	0.4m	9.8m (1)	9.7m (1)	2:34.73	27.80s	28.45s
7	ALTA RHETT	2	0.4m	0.0m (0)	0.0m (0)	2:34.73	27.80s	29.13s
9	LITTLE BITOF FUN	4	2.9m	14.2m (1)	13.3m (1)	2:34.92	27.76s	28.38s
1	ROCKABALL	5	4.6m	1.7m (1)	1.7m (1)	2:35.05	27.80s	29.33s
3	YANKEE LINCOLN	6	5.1m	4.4m (0)	4.5m (0)	2:35.09	27.82s	29.17s
5	BALTIC ACE	7	7.5m	13.0m (0)	14.1m (0)	2:35.27	27.90s	28.67s
8	AMAZING AMERICAN	8	9.6m	18.0m (0)	20.4m (0)	2:35.43	28.00s	28.39s
2	HOTFOOT IT	9	15.1m	8.4m (0)	9.3m (0)	2:35.85	27.88s	29.59s

Finish Position and metres gained

First Arrow shows distance gain/loss from 2nd Qtr to 3rd Qtr,
Second Arrow shows distance gain/loss from 3rd Qtr to Finish
Blue arrow indicates best gain in these quarters.



800

Visual positions in race at 2nd Quarter



400

Visual positions in race at 3rd Quarter



Powered by



Harness Analyser

Sectional Analysis Software

Not just form | Free Trial

www.facebook.com/PJHarnessRacing



RISE Digital, Harness Racing Australia nor the provider accepts any responsibility for the completeness or accuracy of any of the information contained herein, and makes no representations about its suitability for any particular purpose. Users should make their own judgements about those matters and/or seek independent advice. You assume all risks associated with use of data provided on this page

Gloucester Park Race 6 Distance 2130m

Tuesday, 5 March 2024

Gross Time: 2:36.30

MileRate: 1:58.10

LeadTime: 36.60s

First Qtr: 28.80s

Second Qtr: 31.20s

Third Qtr: 29.50s

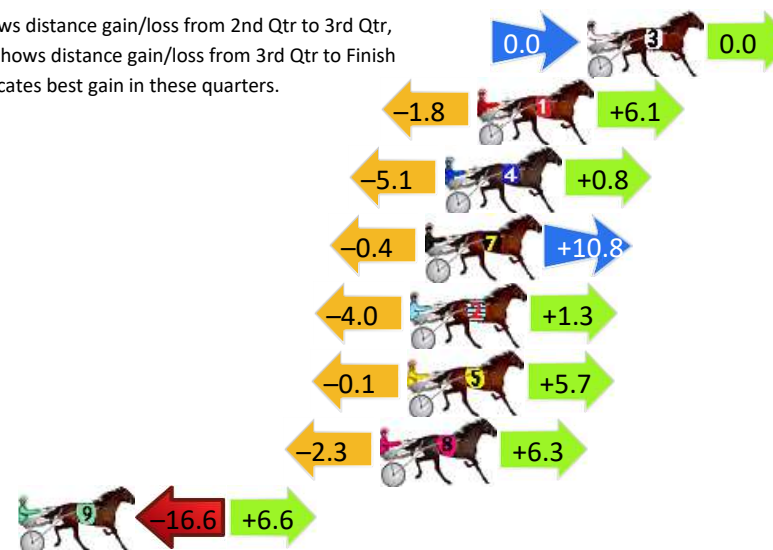
Fourth Qtr: 30.20s

DATA TABLE: 800 / 400 Posi's are position from leader and (how wide the horse was at that position)

No	Horse	Plc	Mar	800 Posi	400 Posi	Time	3rd Qtr	4th Qt
3	HES NEVER BEEN BETA	1	0.0m	0.0m (0)	0.0m (0)	2:36.30	29.50s	30.20s
1	ALFA PRINCESS	2	4.4m	8.7m (0)	10.5m (1)	2:36.65	29.64s	29.77s
4	LETS ROCK TONIGHT	3	5.7m	1.4m (1)	6.5m (1)	2:36.75	29.88s	30.17s
7	ZUEDE	4	6.5m	16.9m (0)	17.3m (0)	2:36.81	29.54s	29.43s
2	TRIROYALE BRIGADE	5	7.1m	4.4m (0)	8.4m (0)	2:36.86	29.80s	30.14s
5	ROCKINTHEBOX	6	7.2m	12.8m (0)	12.9m (0)	2:36.87	29.52s	29.81s
8	TRITTRITTBANGBAN G	7	8.3m	12.3m (1)	14.6m (1)	2:36.96	29.68s	29.77s
9	PONZI BEACH	8	22.8m	12.8m (0)	29.4m (0)	2:38.10	30.74s	29.82s

Finish Position and metres gained

First Arrow shows distance gain/loss from 2nd Qtr to 3rd Qtr,
Second Arrow shows distance gain/loss from 3rd Qtr to Finish
Blue arrow indicates best gain in these quarters.



800

Visual positions in race at 2nd Quarter



400

Visual positions in race at 3rd Quarter



Powered by



Harness Analyser

Sectional Analysis Software

Not just form | Free Trial

www.facebook.com/PJHarnessRacing



RISE Digital, Harness Racing Australia nor the provider accepts any responsibility for the completeness or accuracy of any of the information contained herein, and makes no representations about its suitability for any particular purpose. Users should make their own judgements about those matters and/or seek independent advice. You assume all risks associated with use of data provided on this page

Gloucester Park Race 7 Distance 2130m

Tuesday, 5 March 2024

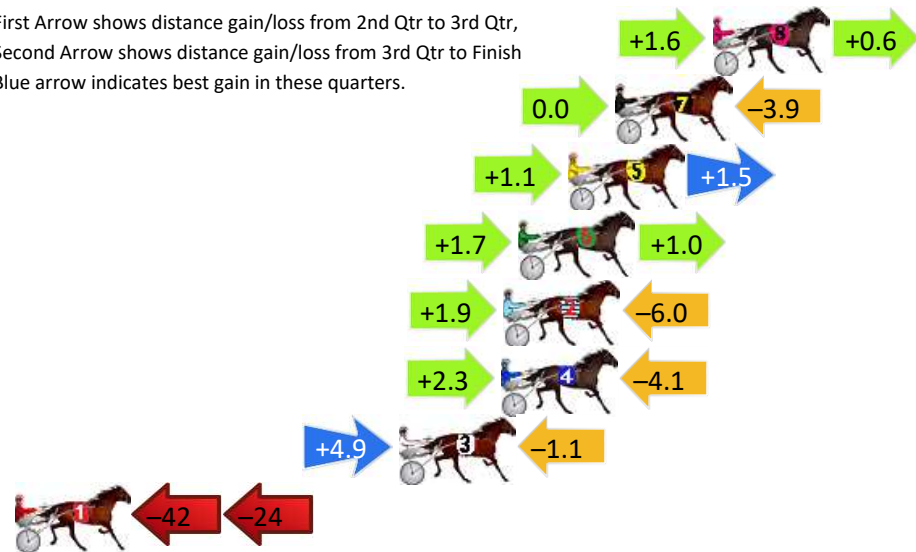
Gross Time: 2:40.10 MileRate: 2:01.00 LeadTime: 37.30s First Qtr: 31.00s Second Qtr: 29.90s Third Qtr: 30.50s Fourth Qtr: 31.40s

DATA TABLE: 800 / 400 Posi's are position from leader and (how wide the horse was at that position)

NoHorse	Plc	Mar	800 Posi	400 Posi	Time	3rd Qtr	4th Qt
8 ADDA LOMBO	1	0.0m	2.2m (2)	0.6m (2)	2:40.10	30.38s	31.36s
7 CUTTING ROSES	2	3.9m	0.0m (1)	0.0m (0)	2:40.42	30.50s	31.72s
5 JACKY DARLING	3	5.8m	8.4m (1)	7.3m (1)	2:40.58	30.44s	31.31s
6 SHES A DACTYL	4	7.8m	10.5m (0)	8.8m (0)	2:40.74	30.40s	31.36s
2 IDEAL IVANA	5	8.4m	4.3m (1)	2.4m (1)	2:40.79	30.36s	31.91s
4 SWEETEST THING	6	8.5m	6.7m (0)	4.4m (0)	2:40.80	30.34s	31.76s
3 THE PROTOTYPE	7	12.6m	16.4m (0)	11.5m (1)	2:41.13	30.16s	31.55s
1 VALHALLA ANGEL	8	68.0m	2.4m (0)	44.2m (0)	2:45.68	33.72s	33.58s

Finish Position and metres gained

First Arrow shows distance gain/loss from 2nd Qtr to 3rd Qtr,
Second Arrow shows distance gain/loss from 3rd Qtr to Finish
Blue arrow indicates best gain in these quarters.



Visual positions in race at 2nd Quarter



Visual positions in race at 3rd Quarter



Powered by
PJ Harness Analyser

Sectional Analysis Software
Not just form | Free Trial

www.facebook.com/PJHarnessRacing



RISE Digital, Harness Racing Australia nor the provider accepts any responsibility for the completeness or accuracy of any of the information contained herein, and makes no representations about its suitability for any particular purpose. Users should make their own judgements about those matters and/or seek independent advice. You assume all risks associated with use of data provided on this page

Gloucester Park Race 8 Distance 2130m

Tuesday, 5 March 2024


Gross Time: 2:40.40 MileRate: 2:01.20 LeadTime: 38.70s First Qtr: 32.40s Second Qtr: 30.00s Third Qtr: 29.30s Fourth Qtr: 30.00s

DATA TABLE: 800 / 400 Posi's are position from leader and (how wide the horse was at that position)

NoHorse	Plc	Mar	800 Posi	400 Posi	Time	3rd Qtr	4th Qt
1 RODGER JAMES	1	0.0m	8.2m (0)	9.2m (0)	2:40.40	29.38s	29.32s
3 GEARSINAWHIRL	2	1.6m	0.0m (0)	0.0m (0)	2:40.53	29.30s	30.13s
8 JESSE ALLWOOD	3	1.8m	10.2m (1)	11.4m (1)	2:40.54	29.40s	29.30s
2 THE BATMOBILE	4	2.6m	1.7m (1)	2.8m (1)	2:40.60	29.38s	30.00s
5 ROAD CLOSURE	5	4.1m	13.2m (0)	13.0m (0)	2:40.72	29.30s	29.36s
6 ELLIEGOZOOM	6	5.9m	14.3m (1)	15.5m (1)	2:40.86	29.40s	29.32s
4 FARRIERS TROUBLE	7	7.0m	4.1m (0)	5.4m (0)	2:40.95	29.40s	30.15s
7 TRUNKEY FETCH	8	8.1m	5.8m (1)	7.4m (1)	2:41.04	29.42s	30.09s
9 LILLY LAGUNA	9	9.3m	17.9m (0)	18.2m (0)	2:41.13	29.34s	29.39s

Finish Position and metres gained

First Arrow shows distance gain/loss from 2nd Qtr to 3rd Qtr,
Second Arrow shows distance gain/loss from 3rd Qtr to Finish
Blue arrow indicates best gain in these quarters.



800

Visual positions in race at 2nd Quarter



400

Visual positions in race at 3rd Quarter



Powered by



Harness Analyser

Sectional Analysis Software

Not just form | Free Trial

www.facebook.com/PJHarnessRacing



RISE Digital, Harness Racing Australia nor the provider accepts any responsibility for the completeness or accuracy of any of the information contained herein, and makes no representations about its suitability for any particular purpose. Users should make their own judgements about those matters and/or seek independent advice. You assume all risks associated with use of data provided on this page

Gloucester Park Race 9 Distance 2503m

Tuesday, 5 March 2024

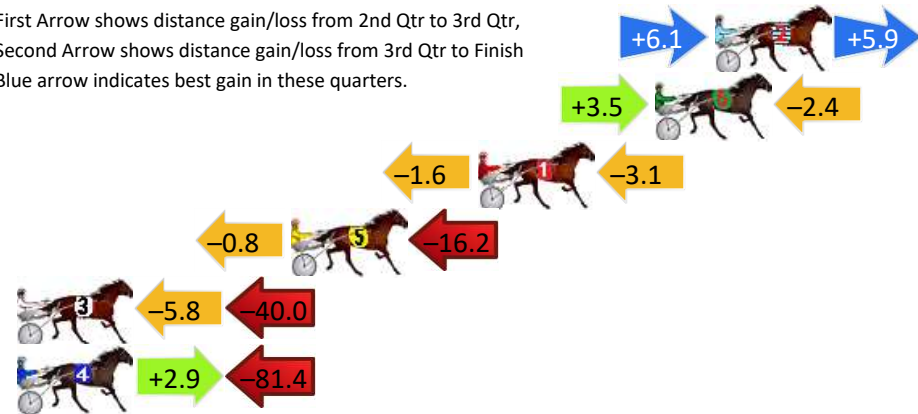
Gross Time: 3:17.80 MileRate: 2:05.20 LeadTime: 75.20s First Qtr: 31.80s Second Qtr: 30.30s Third Qtr: 30.30s Fourth Qtr: 30.20s

DATA TABLE: 800 / 400 Posi's are position from leader and (how wide the horse was at that position)

NoHorse	Plc	Mar	800 Posi	400 Posi	Time	3rd Qtr	4th Qt
2 NICKYS SON	1	0.0m	12.0m (1)	5.9m (2)	3:17.80	29.84s	29.76s
6 THATS NOT MY GAIT	2	2.4m	3.5m (1)	0.0m (1)	3:17.99	30.04s	30.39s
1 SELLUNE	3	9.5m	4.8m (0)	6.4m (0)	3:18.55	30.42s	30.47s
5 ELEGANT PEAK	4	17.0m	0.0m (0)	0.8m (0)	3:19.14	30.36s	31.49s
3 TENNERSON	5	57.5m	11.7m (0)	17.5m (0)	3:22.35	30.74s	33.43s
4 ABUNDANCE	6	85.9m	7.4m (1)	4.5m (1)	3:24.59	30.08s	36.65s

Finish Position and metres gained

First Arrow shows distance gain/loss from 2nd Qtr to 3rd Qtr,
Second Arrow shows distance gain/loss from 3rd Qtr to Finish
Blue arrow indicates best gain in these quarters.



800

Visual positions in race at 2nd Quarter



400

Visual positions in race at 3rd Quarter



Powered by



Harness Analyser

Sectional Analysis Software

Not just form | Free Trial

www.facebook.com/PJHarnessRacing



RISE Digital, Harness Racing Australia nor the provider accepts any responsibility for the completeness or accuracy of any of the information contained herein, and makes no representations about its suitability for any particular purpose. Users should make their own judgements about those matters and/or seek independent advice. You assume all risks associated with use of data provided on this page