

Gloucester Park Race 1 Distance 2130m

Friday, 8 March 2024


Gross Time: 2:34.20 MileRate: 1:56.50 LeadTime: 36.90s First Qtr: 30.70s Second Qtr: 29.30s Third Qtr: 28.90s Fourth Qtr: 28.40s

DATA TABLE: 800 / 400 Posi's are position from leader and (how wide the horse was at that position)

| NoHorse | Plc | Mar | 800 Posi | 400 Posi | Time | 3rd Qtr | 4th Qt |
|----------------------|-----|-------|-----------|-----------|---------|---------|--------|
| 2 SHOWPONY | 1 | 0.0m | 0.0m (0) | 0.0m (0) | 2:34.20 | 28.90s | 28.40s |
| 8 COOPER | 2 | 3.6m | 3.9m (0) | 4.2m (0) | 2:34.47 | 28.92s | 28.37s |
| 3 BEE JAYS BOY | 3 | 6.1m | 12.0m (0) | 12.1m (0) | 2:34.66 | 28.90s | 28.00s |
| 5 LOUIE LEBEAU | 4 | 11.4m | 16.2m (0) | 16.6m (0) | 2:35.05 | 28.92s | 28.07s |
| 10 SUGAR STREET | 5 | 14.5m | 2.2m (1) | 2.6m (1) | 2:35.28 | 28.92s | 29.30s |
| 1 NAME IN LIGHTS | 6 | 14.5m | 8.1m (0) | 8.2m (0) | 2:35.28 | 28.90s | 28.90s |
| 6 CHACO EAGLE | 7 | 16.7m | 15.0m (1) | 16.6m (1) | 2:35.45 | 29.00s | 28.46s |
| 7 STAR OF WILLOUGHBY | 8 | 17.1m | 19.8m (0) | 20.8m (0) | 2:35.48 | 28.96s | 28.20s |
| 4 MEDIEVAL MAN | 9 | 19.2m | 6.7m (1) | 8.5m (1) | 2:35.63 | 29.02s | 29.23s |
| 9 ACOLTNAMEDSU | 10 | 23.0m | 10.6m (1) | 13.0m (1) | 2:35.92 | 29.06s | 29.19s |

Finish Position and metres gained

First Arrow shows distance gain/loss from 2nd Qtr to 3rd Qtr,
Second Arrow shows distance gain/loss from 3rd Qtr to Finish
Blue arrow indicates best gain in these quarters.



800

Visual positions in race at 2nd Quarter



400

Visual positions in race at 3rd Quarter



Powered by



Harness Analyser

Sectional Analysis Software

Not just form | Free Trial

www.facebook.com/PJHarnessRacing



RISE Digital, Harness Racing Australia nor the provider accepts any responsibility for the completeness or accuracy of any of the information contained herein, and makes no representations about its suitability for any particular purpose. Users should make their own judgements about those matters and/or seek independent advice. You assume all risks associated with use of data provided on this page

Gloucester Park Race 2 Distance 2130m

Friday, 8 March 2024

Gross Time: 2:33.40

MileRate: 1:55.90

LeadTime: 37.30s

First Qtr: 30.00s

Second Qtr: 29.30s

Third Qtr: 28.10s


Fourth Qtr: 28.70s

DATA TABLE: 800 / 400 Posi's are position from leader and (how wide the horse was at that position)

| NoHorse | Plc | Mar | 800 Posi | 400 Posi | Time | 3rd Qtr | 4th Qt |
|----------------------|-----|-------|-----------|-----------|---------|---------|--------|
| 10 THE MIKI TAKER | 1 | 0.0m | 4.3m (0) | 4.0m (0) | 2:33.40 | 28.08s | 28.42s |
| 1 SOLESSEO MATUCA | 2 | 1.2m | 0.0m (0) | 0.0m (0) | 2:33.49 | 28.10s | 28.79s |
| 2 LIL HAPPY FELLA | 3 | 7.8m | 6.9m (1) | 7.1m (1) | 2:33.99 | 28.12s | 28.79s |
| 12 ADDA SPOILT MAJOR | 4 | 10.0m | 8.3m (0) | 8.2m (0) | 2:34.15 | 28.10s | 28.87s |
| 4 SOHO SANTORINI | 5 | 10.9m | 2.6m (1) | 3.2m (1) | 2:34.22 | 28.14s | 29.30s |
| 3 LAMANDIER | 6 | 11.6m | 15.2m (1) | 15.1m (1) | 2:34.27 | 28.10s | 28.51s |
| 8 ACUTO | 7 | 13.2m | 12.6m (0) | 12.2m (0) | 2:34.39 | 28.08s | 28.83s |
| 9 ONESMARTFELLA | 8 | 16.5m | 16.6m (0) | 16.7m (0) | 2:34.64 | 28.12s | 28.76s |
| 11 TIGER ROYAL | 9 | 17.9m | 10.9m (1) | 11.4m (1) | 2:34.75 | 28.14s | 29.25s |
| 5 RASCAL | 10 | 19.1m | 20.9m (0) | 20.7m (0) | 2:34.84 | 28.10s | 28.68s |
| 7 THE KRAKEN | 11 | 24.6m | 19.5m (1) | 20.4m (1) | 2:35.25 | 28.18s | 29.11s |

Finish Position and metres gained

First Arrow shows distance gain/loss from 2nd Qtr to 3rd Qtr,
Second Arrow shows distance gain/loss from 3rd Qtr to Finish
Blue arrow indicates best gain in these quarters.



800

Visual positions in race at 2nd Quarter



400

Visual positions in race at 3rd Quarter



Powered by
PJ

Harness Analyser

Sectional Analysis Software
Not just form | Free Trial

www.facebook.com/PJHarnessRacing



RISE Digital, Harness Racing Australia nor the provider accepts any responsibility for the completeness or accuracy of any of the information contained herein, and makes no representations about its suitability for any particular purpose. Users should make their own judgements about those matters and/or seek independent advice. You assume all risks associated with use of data provided on this page

Gloucester Park Race 3 Distance 2130m

Friday, 8 March 2024

Gross Time: 2:35.60

MileRate: 1:57.60

LeadTime: 39.40s

First Qtr: 30.80s

Second Qtr: 30.00s

Third Qtr: 27.90s


Fourth Qtr: 27.50s

DATA TABLE: 800 / 400 Posi's are position from leader and (how wide the horse was at that position)

| NoHorse | Plc | Mar | 800 Posi | 400 Posi | Time | 3rd Qtr | 4th Qt |
|------------------|-----|-------|-----------|-----------|---------|---------|--------|
| 8 JETT STAR | 1 | 0.0m | 4.6m (0) | 4.1m (0) | 2:35.60 | 27.86s | 27.22s |
| 1 FRANCO ECUADOR | 2 | 0.5m | 0.0m (0) | 0.0m (0) | 2:35.64 | 27.90s | 27.54s |
| 3 FLYING RUMOUR | 3 | 3.5m | 13.0m (1) | 8.2m (1) | 2:35.85 | 27.56s | 27.19s |
| 5 ARDENS HORIZON | 4 | 5.6m | 17.9m (1) | 12.2m (1) | 2:36.01 | 27.50s | 27.06s |
| 9 ARMA EINSTEIN | 5 | 8.6m | 8.1m (1) | 6.2m (2) | 2:36.22 | 27.76s | 27.70s |
| 4 OCTOBER REIGN | 6 | 20.4m | 20.5m (0) | 20.0m (0) | 2:37.08 | 27.86s | 27.60s |
| 6 EL CHEMA | 7 | 42.6m | 0.3m (1) | 2.1m (1) | 2:38.68 | 28.02s | 30.44s |
| 2 ROLLING FIRE | 8 | 59.3m | 10.7m (0) | 39.5m (0) | 2:39.89 | 29.88s | 29.07s |

Finish Position and metres gained

First Arrow shows distance gain/loss from 2nd Qtr to 3rd Qtr,
Second Arrow shows distance gain/loss from 3rd Qtr to Finish
Blue arrow indicates best gain in these quarters.



800

Visual positions in race at 2nd Quarter



400

Visual positions in race at 3rd Quarter



Powered by



Harness Analyser

Sectional Analysis Software

Not just form | Free Trial

www.facebook.com/PJHarnessRacing



RISE Digital, Harness Racing Australia nor the provider accepts any responsibility for the completeness or accuracy of any of the information contained herein, and makes no representations about its suitability for any particular purpose. Users should make their own judgements about those matters and/or seek independent advice. You assume all risks associated with use of data provided on this page

Gloucester Park Race 4 Distance 2130m

Friday, 8 March 2024

Gross Time: 2:30.60

MileRate: 1:53.80

LeadTime: 35.80s

First Qtr: 30.40s

Second Qtr: 28.30s

Third Qtr: 27.90s


Fourth Qtr: 28.20s

DATA TABLE: 800 / 400 Posi's are position from leader and (how wide the horse was at that position)

| No | Horse | Plc | Mar | 800 Posi | 400 Posi | Time | 3rd Qtr | 4th Qt |
|----|----------------------|-----|-------|-----------|-----------|---------|---------|--------|
| 7 | LAVRA JOE | 1 | 0.0m | 0.0m (1) | 0.0m (0) | 2:30.60 | 27.90s | 28.20s |
| 6 | SWINGBAND | 2 | 1.9m | 4.0m (1) | 4.3m (1) | 2:30.74 | 27.92s | 28.04s |
| 2 | CORDERO | 3 | 8.3m | 9.2m (0) | 8.6m (2) | 2:31.22 | 27.86s | 28.21s |
| 8 | SOHO DOW JONES | 4 | 15.2m | 13.0m (0) | 16.4m (1) | 2:31.73 | 28.14s | 28.19s |
| 1 | IMA FIVESTAR GENERAL | 5 | 20.0m | 4.9m (0) | 8.9m (1) | 2:32.08 | 28.18s | 29.06s |
| 3 | WATTS UP SUNSHINE | 6 | 26.2m | 13.9m (1) | 21.5m (1) | 2:32.54 | 28.44s | 28.64s |
| 9 | VULTAN TIN | 7 | 27.7m | 17.3m (0) | 19.5m (0) | 2:32.65 | 28.06s | 28.89s |
| 4 | HAMPTON BANNER | 8 | 35.3m | 0.9m (0) | 6.3m (0) | 2:33.22 | 28.28s | 30.38s |
| 5 | TALKS UP A STORM | 9 | 37.9m | 9.5m (1) | 12.4m (3) | 2:33.41 | 28.11s | 30.14s |

Finish Position and metres gained

First Arrow shows distance gain/loss from 2nd Qtr to 3rd Qtr,
Second Arrow shows distance gain/loss from 3rd Qtr to Finish
Blue arrow indicates best gain in these quarters.



800

Visual positions in race at 2nd Quarter



400

Visual positions in race at 3rd Quarter



Powered by



Harness Analyser

Sectional Analysis Software

Not just form | Free Trial

www.facebook.com/PJHarnessRacing



RISE Digital, Harness Racing Australia nor the provider accepts any responsibility for the completeness or accuracy of any of the information contained herein, and makes no representations about its suitability for any particular purpose. Users should make their own judgements about those matters and/or seek independent advice. You assume all risks associated with use of data provided on this page

Gloucester Park Race 5 Distance 2536m

Friday, 8 March 2024

Gross Time: 3:07.30

MileRate: 1:58.90

LeadTime: 70.60s

First Qtr: 31.10s

Second Qtr: 29.20s

Third Qtr: 27.70s


Fourth Qtr: 28.70s

DATA TABLE: 800 / 400 Posi's are position from leader and (how wide the horse was at that position)

| No | Horse | Plc | Mar | 800 Posi | 400 Posi | Time | 3rd Qtr | 4th Qt |
|----|-------------------|-----|-------|-----------|-----------|---------|---------|--------|
| 1 | NULLARBOR NAVAJO | 1 | 0.0m | 0.0m (0) | 0.0m (0) | 3:07.30 | 27.70s | 28.70s |
| 8 | CYCLONE CHARLOTTE | 2 | 9.6m | 2.3m (1) | 2.9m (1) | 3:08.02 | 27.74s | 29.22s |
| 2 | NEVERMINDTHECHAOS | 3 | 14.6m | 3.8m (0) | 5.1m (0) | 3:08.40 | 27.80s | 29.44s |
| 4 | MINOR CATASTROPHE | 4 | 15.2m | 11.9m (0) | 13.1m (0) | 3:08.45 | 27.80s | 28.93s |
| 6 | BEYOND THE SEA | 5 | 15.2m | 6.1m (1) | 7.5m (1) | 3:08.45 | 27.80s | 29.32s |
| 9 | ZEPHYRA | 6 | 17.7m | 14.2m (1) | 15.4m (1) | 3:08.63 | 27.80s | 28.95s |
| 7 | LET IT LINGA | 7 | 19.2m | 16.3m (0) | 18.0m (0) | 3:08.75 | 27.84s | 28.89s |
| 3 | MACHS LEGACY | 8 | 19.6m | 7.9m (0) | 8.9m (0) | 3:08.78 | 27.78s | 29.56s |
| 5 | MIGHTHAVTIME | 9 | 62.3m | 10.2m (1) | 11.7m (1) | 3:11.99 | 27.82s | 32.57s |

Finish Position and metres gained

First Arrow shows distance gain/loss from 2nd Qtr to 3rd Qtr,
Second Arrow shows distance gain/loss from 3rd Qtr to Finish
Blue arrow indicates best gain in these quarters.



800

Visual positions in race at 2nd Quarter



400

Visual positions in race at 3rd Quarter



Powered by



Harness Analyser

Sectional Analysis Software

Not just form | Free Trial

www.facebook.com/PJHarnessRacing



RISE Digital, Harness Racing Australia nor the provider accepts any responsibility for the completeness or accuracy of any of the information contained herein, and makes no representations about its suitability for any particular purpose. Users should make their own judgements about those matters and/or seek independent advice. You assume all risks associated with use of data provided on this page

Gloucester Park Race 6 Distance 2130m

Friday, 8 March 2024


Gross Time: 2:33.30 MileRate: 1:55.80 LeadTime: 37.30s First Qtr: 30.00s Second Qtr: 29.50s Third Qtr: 27.80s Fourth Qtr: 28.70s

DATA TABLE: 800 / 400 Posi's are position from leader and (how wide the horse was at that position)

| NoHorse | Plc | Mar | 800 Posi | 400 Posi | Time | 3rd Qtr | 4th Qt |
|--------------------|-----|-------|-----------|-----------|---------|---------|--------|
| 5 GALAXY WARRIOR | 1 | 0.0m | 9.3m (0) | 10.5m (0) | 2:33.30 | 27.90s | 27.96s |
| 1 SOUND WAVE | 2 | 0.2m | 0.0m (0) | 0.0m (0) | 2:33.32 | 27.80s | 28.72s |
| 4 POST GAME | 3 | 6.8m | 5.8m (1) | 6.3m (1) | 2:33.81 | 27.84s | 28.77s |
| 8 ADVANTAGE | 4 | 6.8m | 14.2m (1) | 14.6m (1) | 2:33.81 | 27.84s | 28.19s |
| 3 WASA HEAT SEEKER | 5 | 7.5m | 1.7m (1) | 1.5m (1) | 2:33.87 | 27.78s | 29.16s |
| 2 TUMBLIN DICE | 6 | 10.9m | 4.6m (0) | 6.3m (0) | 2:34.12 | 27.92s | 29.08s |
| 7 HILARIOUS REIGN | 7 | 11.3m | 13.9m (0) | 14.5m (0) | 2:34.15 | 27.86s | 28.53s |
| 6 IRA POOLE | 8 | 11.6m | 9.8m (1) | 10.6m (1) | 2:34.17 | 27.86s | 28.83s |

Finish Position and metres gained

First Arrow shows distance gain/loss from 2nd Qtr to 3rd Qtr,
Second Arrow shows distance gain/loss from 3rd Qtr to Finish
Blue arrow indicates best gain in these quarters.



800

Visual positions in race at 2nd Quarter



400

Visual positions in race at 3rd Quarter



Powered by
PJ

Harness Analyser

Sectional Analysis Software
Not just form | Free Trial

www.facebook.com/PJHarnessRacing



RISE Digital, Harness Racing Australia nor the provider accepts any responsibility for the completeness or accuracy of any of the information contained herein, and makes no representations about its suitability for any particular purpose. Users should make their own judgements about those matters and/or seek independent advice. You assume all risks associated with use of data provided on this page

Gloucester Park Race 7 Distance 2503m

Friday, 8 March 2024

Gross Time: 3:07.50

MileRate: 2:00.10

LeadTime: 67.70s

First Qtr: 31.30s

Second Qtr: 30.80s

Third Qtr: 29.10s




Fourth Qtr: 28.60s

DATA TABLE: 800 / 400 Posi's are position from leader and (how wide the horse was at that position)

| NoHorse | Plc | Mar | 800 Posi | 400 Posi | Time | 3rd Qtr | 4th Qt |
|---------------------|-----|--------|-----------|-----------|---------|---------|--------|
| 7 LUCCA | 1 | 0.0m | 5.0m (2) | 0.0m (1) | 3:07.50 | 28.74s | 28.60s |
| 3 FLY TO FAME | 2 | 3.8m | 3.9m (0) | 6.5m (1) | 3:07.79 | 29.29s | 28.42s |
| 9 FEELING ACES | 3 | 5.2m | 12.2m (0) | 14.5m (0) | 3:07.89 | 29.26s | 27.95s |
| 12 MISTER MONTBLANC | 4 | 6.2m | 9.1m (2) | 3.6m (2) | 3:07.97 | 28.70s | 28.81s |
| 4 GOV STARZZZ | 5 | 7.8m | 8.0m (0) | 10.7m (0) | 3:08.09 | 29.29s | 28.42s |
| 1 CHEDDAR IS BETTER | 6 | 13.5m | 6.1m (1) | 9.2m (2) | 3:08.51 | 29.32s | 28.96s |
| 5 SKIPPYS DELIGHT | 7 | 14.4m | 11.9m (1) | 12.8m (2) | 3:08.58 | 29.16s | 28.76s |
| 8 NAVY STREET | 8 | 18.5m | 0.0m (0) | 3.4m (0) | 3:08.89 | 29.35s | 29.74s |
| 10 AMERICAN BULLITT | 9 | 19.1m | 16.6m (0) | 18.1m (2) | 3:08.93 | 29.20s | 28.74s |
| 11 GOLD HORSESHOE | 10 | 23.4m | 13.1m (2) | 10.0m (3) | 3:09.26 | 28.87s | 29.64s |
| 2 BURGHLEY SHARD | 11 | 59.1m | 2.2m (1) | 14.2m (1) | 3:11.94 | 29.96s | 32.02s |
| 6 JILL MACH | 12 | 171.7m | 40.6m (0) | 63.3m (0) | 3:20.39 | 30.70s | 36.96s |

Finish Position and metres gained

First Arrow shows distance gain/loss from 2nd Qtr to 3rd Qtr,
Second Arrow shows distance gain/loss from 3rd Qtr to Finish
Blue arrow indicates best gain in these quarters.



Powered by
PJ Harness Analyser

Sectional Analysis Software
Not just form | Free Trial

www.facebook.com/PJHarnessRacing



RISE Digital, Harness Racing Australia nor the provider accepts any responsibility for the completeness or accuracy of any of the information contained herein, and makes no representations about its suitability for any particular purpose. Users should make their own judgements about those matters and/or seek independent advice. You assume all risks associated with use of data provided on this page

Gloucester Park Race 8 Distance 1730m

Friday, 8 March 2024

Gross Time: 2:03.80

MileRate: 1:55.20

LeadTime: 7.80s

First Qtr: 28.10s

Second Qtr: 30.10s

Third Qtr: 29.20s


Fourth Qtr: 28.60s

DATA TABLE: 800 / 400 Posi's are position from leader and (how wide the horse was at that position)

| NoHorse | Plc | Mar | 800 Posi | 400 Posi | Time | 3rd Qtr | 4th Qt |
|-------------------|-----|-------|-----------|----------|---------|---------|--------|
| 7 XCEPTIONAL ARMA | 1 | 0.0m | 1.1m (1) | 0.6m (1) | 2:03.80 | 29.16s | 28.56s |
| 5 LENORA JANE | 2 | 7.3m | 8.8m (1) | 2.3m (2) | 2:04.35 | 28.72s | 28.98s |
| 6 COPY CAT QUEEN | 3 | 10.4m | 13.5m (0) | 7.3m (2) | 2:04.58 | 28.74s | 28.86s |
| 3 PRINCESS KATIE | 4 | 11.8m | 0.0m (0) | 0.0m (0) | 2:04.69 | 29.20s | 29.49s |
| 4 ROCK ROSIE ROCK | 5 | 11.8m | 8.3m (0) | 9.8m (0) | 2:04.69 | 29.30s | 28.79s |
| 1 THE SWINDLER | 6 | 12.1m | 5.0m (1) | 4.8m (1) | 2:04.71 | 29.18s | 29.17s |
| 2 MISS SHAHJA | 7 | 14.8m | 3.9m (0) | 5.3m (0) | 2:04.91 | 29.30s | 29.33s |

Finish Position and metres gained

First Arrow shows distance gain/loss from 2nd Qtr to 3rd Qtr,
Second Arrow shows distance gain/loss from 3rd Qtr to Finish
Blue arrow indicates best gain in these quarters.



800

Visual positions in race at 2nd Quarter



400

Visual positions in race at 3rd Quarter



Powered by
PJ

Harness Analyser

Sectional Analysis Software
Not just form | Free Trial

www.facebook.com/PJHarnessRacing



RISE Digital, Harness Racing Australia nor the provider accepts any responsibility for the completeness or accuracy of any of the information contained herein, and makes no representations about its suitability for any particular purpose. Users should make their own judgements about those matters and/or seek independent advice. You assume all risks associated with use of data provided on this page

Gloucester Park Race 9 Distance 1730m

Friday, 8 March 2024


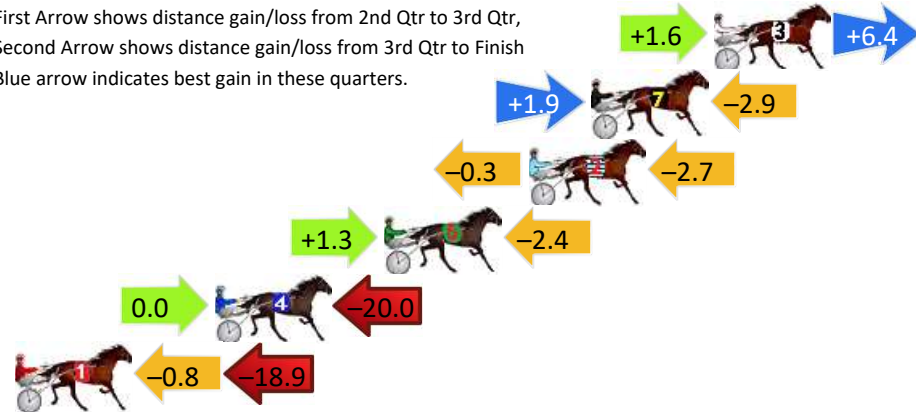
Gross Time: 2:07.00 MileRate: 1:58.20 LeadTime: 8.00s First Qtr: 30.00s Second Qtr: 30.50s Third Qtr: 29.30s Fourth Qtr: 29.20s

DATA TABLE: 800 / 400 Posi's are position from leader and (how wide the horse was at that position)

| NoHorse | Plc | Mar | 800 Posi | 400 Posi | Time | 3rd Qtr | 4th Qt |
|--------------------|-----|-------|-----------|-----------|---------|---------|--------|
| 3 HIGHVIEW HEIDI | 1 | 0.0m | 8.0m (1) | 6.4m (1) | 2:07.00 | 29.18s | 28.74s |
| 7 SHOOBEE'S DOUBLE | 2 | 4.9m | 3.9m (1) | 2.0m (1) | 2:07.38 | 29.16s | 29.43s |
| 2 JAXS IDEAL | 3 | 7.4m | 4.4m (0) | 4.7m (0) | 2:07.57 | 29.32s | 29.43s |
| 6 MONEY WELL SPENT | 4 | 13.2m | 12.1m (1) | 10.8m (1) | 2:08.01 | 29.20s | 29.43s |
| 4 FLOAT MY BOAT | 5 | 20.0m | 0.0m (0) | 0.0m (0) | 2:08.53 | 29.30s | 30.73s |
| 1 WESMEDAD | 6 | 28.8m | 9.1m (0) | 9.9m (0) | 2:09.21 | 29.36s | 30.69s |

Finish Position and metres gained

First Arrow shows distance gain/loss from 2nd Qtr to 3rd Qtr,
Second Arrow shows distance gain/loss from 3rd Qtr to Finish
Blue arrow indicates best gain in these quarters.



800

Visual positions in race at 2nd Quarter



400

Visual positions in race at 3rd Quarter



Powered by
PJ

Harness Analyser

Sectional Analysis Software
Not just form | Free Trial

www.facebook.com/PJHarnessRacing



RISE Digital, Harness Racing Australia nor the provider accepts any responsibility for the completeness or accuracy of any of the information contained herein, and makes no representations about its suitability for any particular purpose. Users should make their own judgements about those matters and/or seek independent advice. You assume all risks associated with use of data provided on this page

Gloucester Park Race 10 Distance 2130m

Friday, 8 March 2024

Gross Time: 2:36.50

MileRate: 1:58.30

LeadTime: 37.90s

First Qtr: 30.60s

Second Qtr: 30.50s

Third Qtr: 28.50s


Fourth Qtr: 29.00s

DATA TABLE: 800 / 400 Posi's are position from leader and (how wide the horse was at that position)

| No | Horse | Plc | Mar | 800 Posi | 400 Posi | Time | 3rd Qtr | 4th Qt |
|----|--------------------|-----|-------|-----------|-----------|---------|---------|--------|
| 1 | DUTY BOUND | 1 | 0.0m | 0.0m (0) | 0.0m (0) | 2:36.50 | 28.50s | 29.00s |
| 2 | EYE BETTER | 2 | 0.2m | 4.0m (0) | 4.2m (0) | 2:36.52 | 28.52s | 28.72s |
| 3 | SIDSTREPO | 3 | 3.6m | 8.5m (0) | 8.4m (0) | 2:36.77 | 28.50s | 28.67s |
| 4 | MADDY ROCKS | 4 | 4.0m | 5.7m (1) | 5.7m (2) | 2:36.80 | 28.50s | 28.90s |
| 6 | STREET APPEAL | 5 | 6.4m | 13.3m (0) | 12.6m (0) | 2:36.99 | 28.46s | 28.59s |
| 5 | LUCAPELO | 6 | 6.9m | 9.9m (1) | 7.4m (3) | 2:37.03 | 28.33s | 29.00s |
| 7 | MEGA MACH | 7 | 8.4m | 14.1m (1) | 10.1m (1) | 2:37.14 | 28.22s | 28.92s |
| 8 | HERE COMES SHARKIE | 8 | 17.8m | 1.1m (1) | 3.4m (1) | 2:37.85 | 28.66s | 30.11s |

Finish Position and metres gained

First Arrow shows distance gain/loss from 2nd Qtr to 3rd Qtr,
Second Arrow shows distance gain/loss from 3rd Qtr to Finish
Blue arrow indicates best gain in these quarters.



800

Visual positions in race at 2nd Quarter



400

Visual positions in race at 3rd Quarter



Powered by



Harness Analyser

Sectional Analysis Software

Not just form | Free Trial

www.facebook.com/PJHarnessRacing



RISE Digital, Harness Racing Australia nor the provider accepts any responsibility for the completeness or accuracy of any of the information contained herein, and makes no representations about its suitability for any particular purpose. Users should make their own judgements about those matters and/or seek independent advice. You assume all risks associated with use of data provided on this page