

# Gloucester Park Race 1 Distance 2130m

Tuesday, 12 March 2024


Gross Time: 2:38.40 MileRate: 1:59.70 LeadTime: 37.70s First Qtr: 31.00s Second Qtr: 30.80s Third Qtr: 29.20s Fourth Qtr: 29.70s

DATA TABLE: 800 / 400 Posi's are position from leader and (how wide the horse was at that position)

NoHorse	Plc	Mar	800 Posi	400 Posi	Time	3rd Qtr	4th Qt
4 MARBEECHSAM	1	0.0m	8.0m (2)	7.7m (2)	2:38.40	29.18s	29.14s
7 DUNAMIS	2	0.2m	1.1m (1)	0.9m (1)	2:38.42	29.18s	29.65s
2 ROCKABILITY	3	4.7m	4.4m (0)	4.7m (0)	2:38.77	29.22s	29.73s
1 ROCK THE BANK	4	5.1m	0.0m (0)	0.0m (0)	2:38.80	29.20s	30.10s
11 RESOLUTION	5	5.6m	12.7m (1)	11.3m (3)	2:38.84	29.11s	29.31s
5 SUKHOVEY WINDSTORM	6	6.3m	12.7m (0)	12.9m (1)	2:38.89	29.22s	29.25s
12 TORREVEAN VELOCE	7	7.4m	4.1m (2)	3.9m (2)	2:38.98	29.18s	29.99s
3 LUCKSAFORTUNE	8	13.5m	17.9m (1)	16.4m (1)	2:39.45	29.10s	29.55s
9 QUEEN OF STARS	9	13.8m	17.1m (0)	19.4m (0)	2:39.47	29.38s	29.35s
6 AXLE ROCKS	10	18.5m	5.8m (1)	6.6m (1)	2:39.84	29.26s	30.66s
10 FARRIERS TROUBLE	11	19.6m	8.6m (0)	10.7m (0)	2:39.93	29.36s	30.45s

## Finish Position and metres gained

First Arrow shows distance gain/loss from 2nd Qtr to 3rd Qtr, Second Arrow shows distance gain/loss from 3rd Qtr to Finish  
Blue arrow indicates best gain in these quarters.



800

Visual positions in race at 2nd Quarter



400

Visual positions in race at 3rd Quarter



Powered by



Harness Analyser

Sectional Analysis Software

Not just form | Free Trial

[www.facebook.com/PJHarnessRacing](http://www.facebook.com/PJHarnessRacing)



RISE Digital, Harness Racing Australia nor the provider accepts any responsibility for the completeness or accuracy of any of the information contained herein, and makes no representations about its suitability for any particular purpose. Users should make their own judgements about those matters and/or seek independent advice. You assume all risks associated with use of data provided on this page

# Gloucester Park Race 2 Distance 2130m

Tuesday, 12 March 2024

Gross Time: 2:34.40 MileRate: 1:56.70 LeadTime: 37.80s First Qtr: 30.50s Second Qtr: 29.70s Third Qtr: 28.30s Fourth Qtr: 28.10s

DATA TABLE: 800 / 400 Posi's are position from leader and (how wide the horse was at that position)

No	Horse	Plc	Mar	800 Posi	400 Posi	Time	3rd Qtr	4th Qt
4	OPAL HUNTER	1	0.0m	5.1m (1)	5.7m (1)	2:34.40	28.34s	27.70s
9	GOLDEN LODGE	2	7.5m	11.7m (2)	1.1m (3)	2:34.95	27.56s	28.58s
6	COLORADO BANNER	3	13.2m	9.4m (1)	10.0m (1)	2:35.37	28.34s	28.37s
8	TRAVELBAN	4	14.6m	13.4m (1)	9.2m (2)	2:35.48	28.00s	28.53s
7	BEACH CAPTAIN	5	16.0m	1.1m (1)	1.5m (1)	2:35.58	28.32s	29.18s
5	LUKE ATTACK	6	16.2m	12.2m (0)	9.4m (0)	2:35.60	28.10s	28.64s
2	CACHINNATION	7	18.6m	0.0m (0)	0.0m (0)	2:35.77	28.30s	29.47s
1	ROAD CLOSURE	8	22.9m	6.8m (0)	4.3m (0)	2:36.09	28.12s	29.49s
3	BEALAWYER	9	37.3m	3.1m (2)	4.9m (2)	2:37.15	28.42s	30.51s

## Finish Position and metres gained

First Arrow shows distance gain/loss from 2nd Qtr to 3rd Qtr,  
Second Arrow shows distance gain/loss from 3rd Qtr to Finish  
Blue arrow indicates best gain in these quarters.



800

Visual positions in race at 2nd Quarter



400

Visual positions in race at 3rd Quarter



Powered by



Harness Analyser

Sectional Analysis Software

Not just form | Free Trial

[www.facebook.com/PJHarnessRacing](http://www.facebook.com/PJHarnessRacing)



RISE Digital, Harness Racing Australia nor the provider accepts any responsibility for the completeness or accuracy of any of the information contained herein, and makes no representations about its suitability for any particular purpose. Users should make their own judgements about those matters and/or seek independent advice. You assume all risks associated with use of data provided on this page

# Gloucester Park Race 3 Distance 2130m

Tuesday, 12 March 2024


Gross Time: 2:35.00 MileRate: 1:57.10 LeadTime: 38.30s First Qtr: 31.30s Second Qtr: 29.40s Third Qtr: 27.80s Fourth Qtr: 28.20s

DATA TABLE: 800 / 400 Posi's are position from leader and (how wide the horse was at that position)

NoHorse	Plc	Mar	800 Posi	400 Posi	Time	3rd Qtr	4th Qt
2 TERROR IN TEXAS	1	0.0m	0.0m (0)	0.0m (0)	2:35.00	27.80s	28.20s
11 WALL STREET GIRL	2	6.3m	5.2m (1)	7.5m (1)	2:35.47	27.96s	28.14s
4 VALHALLA MISS	3	11.7m	9.0m (1)	11.2m (1)	2:35.87	27.96s	28.29s
3 CAVALRY CALL	4	12.2m	13.9m (0)	15.8m (0)	2:35.90	27.94s	28.00s
1 ULTIMATE ROCKER	5	16.1m	4.4m (0)	4.3m (0)	2:36.19	27.80s	29.09s
10 JOE WITH THE FLOW	6	16.4m	9.6m (0)	10.9m (0)	2:36.22	27.90s	28.66s
6 PER ARDUA AD ASTRA	7	18.1m	1.5m (1)	3.5m (1)	2:36.34	27.94s	29.30s
9 DWAYNE	8	24.6m	18.5m (0)	20.4m (0)	2:36.82	27.94s	28.60s
8 JILLIBY JAKE	9	27.7m	22.3m (0)	24.7m (0)	2:37.05	27.98s	28.53s
7 BATAVIA BLACKHOLE	10	42.7m	13.3m (1)	23.3m (1)	2:38.16	28.50s	29.74s

## Finish Position and metres gained

First Arrow shows distance gain/loss from 2nd Qtr to 3rd Qtr,  
Second Arrow shows distance gain/loss from 3rd Qtr to Finish  
Blue arrow indicates best gain in these quarters.



800

Visual positions in race at 2nd Quarter



400

Visual positions in race at 3rd Quarter



Powered by  
**PJ**

**Harness Analyser**

Sectional Analysis Software  
Not just form | Free Trial

[www.facebook.com/PJHarnessRacing](http://www.facebook.com/PJHarnessRacing)



RISE Digital, Harness Racing Australia nor the provider accepts any responsibility for the completeness or accuracy of any of the information contained herein, and makes no representations about its suitability for any particular purpose. Users should make their own judgements about those matters and/or seek independent advice. You assume all risks associated with use of data provided on this page

# Gloucester Park Race 4 Distance 2130m

Tuesday, 12 March 2024


Gross Time: 2:34.70 MileRate: 1:56.90 LeadTime: 36.90s First Qtr: 31.10s Second Qtr: 29.60s Third Qtr: 28.50s Fourth Qtr: 28.60s

DATA TABLE: 800 / 400 Posi's are position from leader and (how wide the horse was at that position)

NoHorse	Plc	Mar	800 Posi	400 Posi	Time	3rd Qtr	4th Qt
6 YANKEE LINCOLN	1	0.0m	7.9m (0)	7.6m (1)	2:34.70	28.48s	28.06s
2 STEREOGRAPHIC	2	8.1m	0.0m (0)	0.0m (0)	2:35.31	28.50s	29.21s
3 GEE SMITH	3	8.1m	4.0m (1)	4.0m (2)	2:35.31	28.50s	28.92s
7 BLOCKJORG	4	12.8m	12.4m (1)	12.7m (2)	2:35.66	28.52s	28.66s
5 MEDIEVAL MAN	5	13.9m	0.0m (1)	1.7m (1)	2:35.74	28.62s	29.52s
10 BEYOND BLING	6	15.1m	8.2m (1)	8.5m (2)	2:35.83	28.52s	29.13s
4 LITTLE BIT OF FUN	7	15.9m	16.4m (1)	15.0m (1)	2:35.89	28.40s	28.73s
9 BREWERY LANE	8	17.2m	12.1m (0)	11.8m (0)	2:35.99	28.48s	29.05s
8 ALFA PRINCE	9	18.4m	16.7m (0)	16.6m (0)	2:36.08	28.50s	28.80s
1 GOOD TIMES AHEAD	10	30.0m	4.2m (0)	5.6m (0)	2:36.95	28.60s	30.45s

## Finish Position and metres gained

First Arrow shows distance gain/loss from 2nd Qtr to 3rd Qtr,  
Second Arrow shows distance gain/loss from 3rd Qtr to Finish  
Blue arrow indicates best gain in these quarters.



800

Visual positions in race at 2nd Quarter



400

Visual positions in race at 3rd Quarter



Powered by



Harness Analyser

Sectional Analysis Software

Not just form | Free Trial

[www.facebook.com/PJHarnessRacing](http://www.facebook.com/PJHarnessRacing)



RISE Digital, Harness Racing Australia nor the provider accepts any responsibility for the completeness or accuracy of any of the information contained herein, and makes no representations about its suitability for any particular purpose. Users should make their own judgements about those matters and/or seek independent advice. You assume all risks associated with use of data provided on this page



# Gloucester Park Race 5 Distance 2536m

Tuesday, 12 March 2024

Gross Time: 3:05.70

MileRate: 1:57.80

LeadTime: 68.60s

First Qtr: 30.50s

Second Qtr: 29.80s

Third Qtr: 27.90s


Fourth Qtr: 28.90s

DATA TABLE: 800 / 400 Posi's are position from leader and (how wide the horse was at that position)

No	Horse	Plc	Mar	800 Posi	400 Posi	Time	3rd Qtr	4th Qt
4	HES NEVER BEEN BETA	1	0.0m	2.6m (1)	4.9m (1)	3:05.70	28.06s	28.56s
1	LUCAPELO	2	2.9m	0.0m (0)	0.0m (0)	3:05.92	27.90s	29.12s
3	TORPEDO ROCK	3	7.0m	6.6m (1)	9.1m (1)	3:06.23	28.08s	28.79s
2	THE LIGHTNING STRIKE	4	7.1m	10.4m (1)	13.4m (1)	3:06.24	28.12s	28.50s
7	MAJOR CORRIDA	5	10.0m	15.0m (0)	17.3m (1)	3:06.46	28.08s	28.44s
8	SHOOT THROUGH	6	20.1m	18.8m (0)	21.5m (0)	3:07.22	28.12s	28.90s
12	EUSTON FLYER	7	21.6m	14.1m (1)	17.6m (2)	3:07.34	28.16s	29.29s
10	CRACKA TINNY	8	22.2m	4.6m (0)	10.8m (0)	3:07.38	28.34s	29.82s
5	RODGER JAMES	9	26.8m	18.2m (1)	25.8m (1)	3:07.73	28.46s	29.11s
11	LUKES MISTAKE	10	28.7m	11.0m (0)	17.0m (0)	3:07.88	28.34s	29.88s
6	PRIDDAH	11	39.5m	23.1m (0)	31.5m (0)	3:08.70	28.52s	29.68s

## Finish Position and metres gained

First Arrow shows distance gain/loss from 2nd Qtr to 3rd Qtr,  
Second Arrow shows distance gain/loss from 3rd Qtr to Finish  
Blue arrow indicates best gain in these quarters.



800

Visual positions in race at 2nd Quarter



400

Visual positions in race at 3rd Quarter



Powered by



Harness Analyser

Sectional Analysis Software

Not just form | Free Trial

[www.facebook.com/PJHarnessRacing](http://www.facebook.com/PJHarnessRacing)



RISE Digital, Harness Racing Australia nor the provider accepts any responsibility for the completeness or accuracy of any of the information contained herein, and makes no representations about its suitability for any particular purpose. Users should make their own judgements about those matters and/or seek independent advice. You assume all risks associated with use of data provided on this page

# Gloucester Park Race 6 Distance 2536m

Tuesday, 12 March 2024

Gross Time: 3:10.10

MileRate: 2:00.60

LeadTime: 70.10s

First Qtr: 31.10s

Second Qtr: 31.30s

Third Qtr: 29.10s


Fourth Qtr: 28.50s

DATA TABLE: 800 / 400 Posi's are position from leader and (how wide the horse was at that position)

NoHorse	Plc	Mar	800 Posi	400 Posi	Time	3rd Qtr	4th Qt
3 DISCO UNDER FIRE	1	0.0m	0.0m (0)	0.0m (0)	3:10.10	29.10s	28.50s
10 TRITTRITTBANGBAN G	2	5.3m	7.8m (0)	7.8m (0)	3:10.50	29.10s	28.34s
1 SEEKNYOUSHALLFIN D	3	5.7m	3.9m (0)	4.2m (0)	3:10.53	29.12s	28.63s
11 FOLLOW THE MUSIC	4	7.7m	12.2m (0)	12.0m (0)	3:10.68	29.08s	28.22s
2 JOHNNY LOMBO	5	14.6m	2.5m (1)	2.0m (1)	3:11.19	29.06s	29.45s
4 FIREPLAY	6	15.2m	16.3m (0)	16.2m (0)	3:11.24	29.08s	28.48s
12 TUBBS FARQUHAR	7	16.7m	20.2m (0)	20.7m (0)	3:11.35	29.12s	28.27s
8 JUSTLIKE TURBO	8	17.0m	12.5m (2)	7.3m (2)	3:11.37	28.72s	29.25s
5 GENERAL JOLT	9	22.9m	15.5m (1)	21.5m (1)	3:11.81	29.52s	28.67s
7 RAMBO RABBIT	10	27.4m	6.9m (1)	12.9m (1)	3:12.15	29.52s	29.63s
9 SISTER ACT	11	28.4m	17.7m (2)	15.2m (2)	3:12.23	28.90s	29.54s
6 STELLA MAJOR	12	58.7m	11.3m (1)	17.6m (1)	3:14.49	29.54s	31.63s

## Finish Position and metres gained

First Arrow shows distance gain/loss from 2nd Qtr to 3rd Qtr,  
Second Arrow shows distance gain/loss from 3rd Qtr to Finish  
Blue arrow indicates best gain in these quarters.



800

Visual positions in race at 2nd Quarter



400

Visual positions in race at 3rd Quarter



Powered by



Harness Analyser

Sectional Analysis Software

Not just form | Free Trial

[www.facebook.com/PJHarnessRacing](http://www.facebook.com/PJHarnessRacing)



RISE Digital, Harness Racing Australia nor the provider accepts any responsibility for the completeness or accuracy of any of the information contained herein, and makes no representations about its suitability for any particular purpose. Users should make their own judgements about those matters and/or seek independent advice. You assume all risks associated with use of data provided on this page

# Gloucester Park Race 7 Distance 2130m

Tuesday, 12 March 2024

Gross Time: 2:41.60 MileRate: 2:02.10 LeadTime: 40.10s First Qtr: 31.70s Second Qtr: 31.80s Third Qtr: 30.20s Fourth Qtr: 27.80s

DATA TABLE: 800 / 400 Posi's are position from leader and (how wide the horse was at that position)

NoHorse	Plc	Mar	800 Posi	400 Posi	Time	3rd Qtr	4th Qt
1 BRAMANTE STEPS	1	0.0m	0.0m (0)	0.0m (0)	2:41.60	30.20s	27.80s
7 EYE BETTER	2	3.6m	6.4m (1)	6.7m (1)	2:41.86	30.20s	27.58s
4 SPORTING GRACE	3	5.1m	2.7m (1)	2.5m (1)	2:41.97	30.18s	27.99s
2 FIREBALL FRIDAY	4	7.3m	4.0m (0)	3.9m (0)	2:42.13	30.18s	28.05s
6 HEART OF SAHARA	5	9.4m	10.7m (1)	10.6m (1)	2:42.29	30.16s	27.73s
3 MADDY MADDY	6	11.6m	8.3m (0)	8.3m (0)	2:42.45	30.18s	28.05s
5 AMERICAN DUTCHESS	7	13.3m	12.3m (0)	11.9m (0)	2:42.57	30.14s	27.91s
8 SWEET VIVIENNE	8	16.1m	16.0m (0)	15.5m (0)	2:42.78	30.12s	27.86s
9 LENI ROSE	9	17.1m	14.7m (1)	11.2m (2)	2:42.85	29.90s	28.25s

## Finish Position and metres gained

First Arrow shows distance gain/loss from 2nd Qtr to 3rd Qtr,  
Second Arrow shows distance gain/loss from 3rd Qtr to Finish  
Blue arrow indicates best gain in these quarters.



800

Visual positions in race at 2nd Quarter



400

Visual positions in race at 3rd Quarter



Powered by



Harness Analyser

Sectional Analysis Software

Not just form | Free Trial

[www.facebook.com/PJHarnessRacing](http://www.facebook.com/PJHarnessRacing)



RISE Digital, Harness Racing Australia nor the provider accepts any responsibility for the completeness or accuracy of any of the information contained herein, and makes no representations about its suitability for any particular purpose. Users should make their own judgements about those matters and/or seek independent advice. You assume all risks associated with use of data provided on this page

# Gloucester Park Race 8 Distance 2130m

Tuesday, 12 March 2024

Gross Time: 2:40.90

MileRate: 2:01.60

LeadTime: 39.50s

First Qtr: 31.70s

Second Qtr: 30.40s

Third Qtr: 29.80s


Fourth Qtr: 29.50s

DATA TABLE: 800 / 400 Posi's are position from leader and (how wide the horse was at that position)

No	Horse	Plc	Mar	800 Posi	400 Posi	Time	3rd Qtr	4th Qt
6	ALFA PRINCESS	1	0.0m	5.5m (1)	5.2m (1)	2:40.90	29.77s	29.12s
2	PONZI BEACH	2	0.8m	0.0m (0)	0.0m (0)	2:40.96	29.80s	29.56s
3	LETS ROCK TONIGHT	3	1.1m	1.6m (1)	1.4m (1)	2:40.99	29.78s	29.48s
10	ZUEDE	4	1.8m	7.8m (0)	8.1m (0)	2:41.04	29.82s	29.04s
12	JESSE ALLWOOD	5	4.9m	9.5m (1)	9.5m (1)	2:41.28	29.80s	29.18s
4	ROCKINTHEBOX	6	6.4m	13.2m (1)	13.3m (1)	2:41.39	29.80s	29.01s
8	CLASSNSMART	7	6.6m	17.6m (1)	8.2m (2)	2:41.41	29.10s	29.41s
11	ELLIEGOZOOM	8	6.8m	12.2m (0)	11.9m (0)	2:41.43	29.78s	29.15s
7	TRIROYALE BRIGADE	9	8.0m	22.1m (1)	13.6m (2)	2:41.52	29.16s	29.11s
1	METEOROID	10	8.3m	4.1m (0)	4.4m (0)	2:41.54	29.82s	29.82s
9	LILLY LAGUNA	11	10.6m	20.1m (0)	17.9m (1)	2:41.72	29.63s	29.00s
5	TRUNKEY FETCH	12	10.7m	16.1m (0)	15.9m (0)	2:41.73	29.78s	29.16s

## Finish Position and metres gained

First Arrow shows distance gain/loss from 2nd Qtr to 3rd Qtr,  
Second Arrow shows distance gain/loss from 3rd Qtr to Finish  
Blue arrow indicates best gain in these quarters.



800

Visual positions in race at 2nd Quarter



400

Visual positions in race at 3rd Quarter



Powered by



Harness Analyser

Sectional Analysis Software

Not just form | Free Trial

[www.facebook.com/PJHarnessRacing](https://www.facebook.com/PJHarnessRacing)



RISE Digital, Harness Racing Australia nor the provider accepts any responsibility for the completeness or accuracy of any of the information contained herein, and makes no representations about its suitability for any particular purpose. Users should make their own judgements about those matters and/or seek independent advice. You assume all risks associated with use of data provided on this page



# Gloucester Park Race 9 Distance 2130m

Tuesday, 12 March 2024


Gross Time: 2:39.90 MileRate: 2:00.80 LeadTime: 38.90s First Qtr: 31.00s Second Qtr: 30.30s Third Qtr: 29.70s Fourth Qtr: 30.00s

DATA TABLE: 800 / 400 Posi's are position from leader and (how wide the horse was at that position)

NoHorse	Plc	Mar	800 Posi	400 Posi	Time	3rd Qtr	4th Qt
6 PENTHOUSE	1	0.0m	8.1m (1)	7.6m (2)	2:39.90	29.66s	29.44s
4 SUN AND SAND	2	4.3m	0.0m (0)	0.0m (0)	2:40.24	29.70s	30.34s
5 JACKY DARLING	3	8.2m	4.1m (1)	7.0m (1)	2:40.54	29.92s	30.12s
10 THE PROTOTYPE	4	10.4m	13.0m (0)	12.8m (1)	2:40.72	29.69s	29.87s
7 SWEETEST THING	5	12.1m	17.1m (0)	17.5m (0)	2:40.85	29.74s	29.65s
1 SHES A DACTYL	6	17.6m	7.9m (0)	10.8m (0)	2:41.28	29.92s	30.58s
9 CUTTING ROSES	7	18.1m	0.0m (1)	3.1m (1)	2:41.32	29.93s	31.19s
2 ALLY ROCKS	8	18.5m	4.1m (0)	6.7m (0)	2:41.35	29.90s	30.95s
3 BONNIE PAULINE	9	18.8m	13.0m (1)	16.6m (1)	2:41.38	29.97s	30.25s
8 IDEAL IVANA	10	19.9m	17.1m (1)	14.1m (2)	2:41.46	29.48s	30.52s

## Finish Position and metres gained

First Arrow shows distance gain/loss from 2nd Qtr to 3rd Qtr,  
Second Arrow shows distance gain/loss from 3rd Qtr to Finish  
Blue arrow indicates best gain in these quarters.



800

Visual positions in race at 2nd Quarter



400

Visual positions in race at 3rd Quarter



Powered by



Harness Analyser

Sectional Analysis Software

Not just form | Free Trial

[www.facebook.com/PJHarnessRacing](http://www.facebook.com/PJHarnessRacing)



RISE Digital, Harness Racing Australia nor the provider accepts any responsibility for the completeness or accuracy of any of the information contained herein, and makes no representations about its suitability for any particular purpose. Users should make their own judgements about those matters and/or seek independent advice. You assume all risks associated with use of data provided on this page