

# Gloucester Park Race 1 Distance 2130m

Friday, 15 March 2024

Gross Time: 2:33.20

MileRate: 1:55.80

LeadTime: 36.40s

First Qtr: 30.50s

Second Qtr: 29.70s

Third Qtr: 28.50s


Fourth Qtr: 28.10s

DATA TABLE: 800 / 400 Posi's are position from leader and (how wide the horse was at that position)

No	Horse	Plc	Mar	800 Posi	400 Posi	Time	3rd Qtr	4th Qt
1	HEEZ GOOD AS GOLD	1	0.0m	0.0m (0)	0.0m (0)	2:33.20	28.50s	28.10s
11	LOUIE LEBEAU	2	1.2m	9.6m (0)	8.5m (0)	2:33.29	28.42s	27.59s
7	CHACO EAGLE	3	4.1m	5.9m (1)	2.1m (2)	2:33.50	28.22s	28.26s
10	WASA HEAT SEEKER	4	4.8m	4.8m (0)	4.3m (0)	2:33.55	28.46s	28.15s
12	ACOLTNAME DSU	5	13.3m	14.1m (0)	12.8m (0)	2:34.18	28.40s	28.18s
2	TUX AND TAILS	6	14.8m	14.4m (1)	14.8m (1)	2:34.29	28.52s	28.15s
5	BEYOND BLING	7	20.7m	18.9m (1)	19.4m (1)	2:34.73	28.52s	28.27s
9	SUGAR STREET	8	23.3m	2.0m (1)	3.2m (1)	2:34.92	28.58s	29.60s
4	ULTIMATE ROCKER	9	27.9m	10.2m (1)	10.8m (1)	2:35.26	28.54s	29.40s
8	BATAVIA BLACKHOLE	10	31.3m	18.9m (0)	19.1m (0)	2:35.51	28.50s	29.07s

## Finish Position and metres gained

First Arrow shows distance gain/loss from 2nd Qtr to 3rd Qtr,  
Second Arrow shows distance gain/loss from 3rd Qtr to Finish  
Blue arrow indicates best gain in these quarters.



800

Visual positions in race at 2nd Quarter



400

Visual positions in race at 3rd Quarter



Powered by



Harness Analyser

Sectional Analysis Software

Not just form | Free Trial

[www.facebook.com/PJHarnessRacing](http://www.facebook.com/PJHarnessRacing)



RISE Digital, Harness Racing Australia nor the provider accepts any responsibility for the completeness or accuracy of any of the information contained herein, and makes no representations about its suitability for any particular purpose. Users should make their own judgements about those matters and/or seek independent advice. You assume all risks associated with use of data provided on this page

# Gloucester Park Race 2 Distance 2130m

Friday, 15 March 2024

Gross Time: 2:33.50 MileRate: 1:56.00 LeadTime: 37.90s First Qtr: 30.30s Second Qtr: 29.30s Third Qtr: 28.20s Fourth Qtr: 27.80s

DATA TABLE: 800 / 400 Posi's are position from leader and (how wide the horse was at that position)

NoHorse	Plc	Mar	800 Posi	400 Posi	Time	3rd Qtr	4th Qt
2 SOLESSEO MATUCA	1	0.0m	0.3m (1)	0.9m (1)	2:33.50	28.24s	27.74s
1 SOHO SANTORINI	2	3.3m	0.0m (0)	0.0m (0)	2:33.74	28.20s	28.04s
10 FIREROCKFIREROLL	3	8.5m	4.6m (0)	4.9m (0)	2:34.12	28.22s	28.08s
7 THOMSON BAY	4	9.0m	18.0m (0)	18.4m (0)	2:34.16	28.22s	27.18s
3 HENWOOD BAY	5	10.3m	9.7m (0)	9.8m (0)	2:34.25	28.20s	27.87s
6 GETN WIGGY WITHIT	6	11.2m	14.0m (0)	13.8m (0)	2:34.32	28.18s	27.66s
4 HILARIOUS REIGN	7	11.9m	4.6m (1)	5.5m (1)	2:34.37	28.26s	28.29s
5 LOUCID DREAMS	8	14.1m	8.6m (1)	9.2m (1)	2:34.53	28.24s	28.19s
9 IFEEL SIKDARL	9	14.9m	22.3m (0)	22.4m (0)	2:34.59	28.20s	27.33s

## Finish Position and metres gained

First Arrow shows distance gain/loss from 2nd Qtr to 3rd Qtr,  
Second Arrow shows distance gain/loss from 3rd Qtr to Finish  
Blue arrow indicates best gain in these quarters.



800

Visual positions in race at 2nd Quarter



400

Visual positions in race at 3rd Quarter



Powered by



Harness Analyser

Sectional Analysis Software

Not just form | Free Trial

[www.facebook.com/PJHarnessRacing](http://www.facebook.com/PJHarnessRacing)



RISE Digital, Harness Racing Australia nor the provider accepts any responsibility for the completeness or accuracy of any of the information contained herein, and makes no representations about its suitability for any particular purpose. Users should make their own judgements about those matters and/or seek independent advice. You assume all risks associated with use of data provided on this page

# Gloucester Park Race 3 Distance 2130m

Friday, 15 March 2024

Gross Time: 2:37.00

MileRate: 1:58.60

LeadTime: 37.20s

First Qtr: 29.90s

Second Qtr: 32.20s

Third Qtr: 29.00s



Fourth Qtr: 28.70s

DATA TABLE: 800 / 400 Posi's are position from leader and (how wide the horse was at that position)

No	Horse	Plc	Mar	800 Posi	400 Posi	Time	3rd Qtr	4th Qt
7	TURN THE PAGE	1	0.0m	2.8m (1)	0.9m (1)	2:37.00	28.86s	28.64s
10	POCKETFUL OF OPALS	2	0.5m	4.4m (0)	4.2m (0)	2:37.04	28.98s	28.44s
1	MAKE YOUR MARK	3	1.2m	0.0m (0)	0.0m (0)	2:37.09	29.00s	28.79s
12	SHEHADI	4	4.1m	13.3m (0)	8.1m (0)	2:37.31	28.62s	28.43s
8	MACHS LEGACY	5	5.7m	18.0m (0)	12.3m (0)	2:37.43	28.58s	28.25s
2	ALTA QUEEN	6	5.9m	11.7m (1)	8.7m (1)	2:37.44	28.78s	28.52s
4	FLEUR DU MAQUIS	7	6.4m	7.5m (1)	4.0m (2)	2:37.48	28.75s	28.90s
11	MINOR CATASTROPHE	8	6.8m	9.2m (0)	4.8m (1)	2:37.51	28.68s	28.87s
3	FREE WHEELING	9	8.9m	16.1m (1)	12.4m (1)	2:37.67	28.73s	28.48s
5	IMA TINY DANCER	10	10.9m	20.5m (1)	16.5m (1)	2:37.82	28.70s	28.34s
9	ZEPHYRA	11	15.8m	24.4m (0)	13.5m (2)	2:38.19	28.20s	28.93s
6	PIVOTAL	12	16.5m	24.7m (1)	9.0m (2)	2:38.24	27.86s	29.30s

## Finish Position and metres gained

First Arrow shows distance gain/loss from 2nd Qtr to 3rd Qtr,  
Second Arrow shows distance gain/loss from 3rd Qtr to Finish  
Blue arrow indicates best gain in these quarters.



800

Visual positions in race at 2nd Quarter



400

Visual positions in race at 3rd Quarter



Powered by



Harness Analyser

Sectional Analysis Software

Not just form | Free Trial

[www.facebook.com/PJHarnessRacing](http://www.facebook.com/PJHarnessRacing)



RISE Digital, Harness Racing Australia nor the provider accepts any responsibility for the completeness or accuracy of any of the information contained herein, and makes no representations about its suitability for any particular purpose. Users should make their own judgements about those matters and/or seek independent advice. You assume all risks associated with use of data provided on this page

# Gloucester Park Race 4 Distance 2130m

Friday, 15 March 2024

Gross Time: 2:32.10

MileRate: 1:54.90

LeadTime: 37.20s

First Qtr: 30.60s

Second Qtr: 28.70s

Third Qtr: 27.30s


Fourth Qtr: 28.30s

DATA TABLE: 800 / 400 Posi's are position from leader and (how wide the horse was at that position)

NoHorse	Plc	Mar	800 Posi	400 Posi	Time	3rd Qtr	4th Qt
6 PINNY TIGER	1	0.0m	0.0m (0)	0.0m (0)	2:32.10	27.30s	28.30s
1 ARMA EINSTEIN	2	7.0m	5.3m (0)	4.9m (0)	2:32.62	27.28s	28.48s
5 FINVARRA	3	8.0m	14.2m (1)	15.5m (1)	2:32.69	27.41s	27.82s
7 ARDENS HORIZON	4	10.3m	15.6m (0)	15.6m (0)	2:32.87	27.32s	27.99s
8 ALL IS WELL	5	14.0m	20.9m (0)	20.3m (0)	2:33.14	27.28s	27.94s
3 JETT STAR	6	15.7m	4.1m (1)	6.4m (1)	2:33.27	27.46s	29.03s
4 JASPERVELLABEACH	7	18.9m	8.6m (1)	11.6m (1)	2:33.51	27.52s	28.90s
2 JACK FARTHING	8	33.8m	10.9m (0)	11.3m (0)	2:34.61	27.34s	30.03s

## Finish Position and metres gained

First Arrow shows distance gain/loss from 2nd Qtr to 3rd Qtr,  
Second Arrow shows distance gain/loss from 3rd Qtr to Finish  
Blue arrow indicates best gain in these quarters.



800

Visual positions in race at 2nd Quarter



400

Visual positions in race at 3rd Quarter



Powered by



Harness Analyser

Sectional Analysis Software

Not just form | Free Trial

[www.facebook.com/PJHarnessRacing](http://www.facebook.com/PJHarnessRacing)



RISE Digital, Harness Racing Australia nor the provider accepts any responsibility for the completeness or accuracy of any of the information contained herein, and makes no representations about its suitability for any particular purpose. Users should make their own judgements about those matters and/or seek independent advice. You assume all risks associated with use of data provided on this page

# Gloucester Park Race 5 Distance 2130m

Friday, 15 March 2024

Gross Time: 2:33.80

MileRate: 1:56.20

LeadTime: 36.50s

First Qtr: 31.00s

Second Qtr: 29.40s

Third Qtr: 28.60s


Fourth Qtr: 28.30s

DATA TABLE: 800 / 400 Posi's are position from leader and (how wide the horse was at that position)

NoHorse	Plc	Mar	800 Posi	400 Posi	Time	3rd Qtr	4th Qt
1 IRA POOLE	1	0.0m	0.0m (0)	0.0m (0)	2:33.80	28.60s	28.30s
2 OUR SHELLEY BEACH	2	3.8m	10.4m (1)	10.5m (1)	2:34.08	28.60s	27.84s
13 JACKPOT JOE	3	5.3m	4.5m (0)	3.4m (0)	2:34.19	28.52s	28.45s
5 BEE JAYS BOY	4	5.9m	12.9m (0)	11.9m (0)	2:34.24	28.52s	27.90s
3 GALAXY WARRIOR	5	7.7m	6.2m (1)	6.7m (2)	2:34.37	28.64s	28.40s
6 IDEAL TOMADO	6	9.8m	16.9m (0)	15.8m (0)	2:34.53	28.52s	27.91s
12 BELLEZZA NERA	7	10.6m	14.1m (1)	14.2m (1)	2:34.59	28.60s	28.09s
11 ILLAWONG MUSTANG	8	11.0m	9.0m (0)	8.2m (0)	2:34.62	28.54s	28.54s
7 FEELING ACES	9	12.0m	21.1m (0)	19.8m (0)	2:34.69	28.50s	27.79s
9 GREGARMY	10	19.9m	23.1m (1)	22.4m (1)	2:35.28	28.54s	28.20s
4 FRANCO MECCA	11	27.5m	18.0m (1)	17.9m (1)	2:35.84	28.58s	29.08s
8 ROCKIN RUFUS	12	28.9m	2.3m (1)	3.2m (1)	2:35.95	28.66s	30.22s

## Finish Position and metres gained

First Arrow shows distance gain/loss from 2nd Qtr to 3rd Qtr,  
Second Arrow shows distance gain/loss from 3rd Qtr to Finish  
Blue arrow indicates best gain in these quarters.



800

Visual positions in race at 2nd Quarter



400

Visual positions in race at 3rd Quarter



Powered by



Harness Analyser

Sectional Analysis Software

Not just form | Free Trial

[www.facebook.com/PJHarnessRacing](http://www.facebook.com/PJHarnessRacing)



RISE Digital, Harness Racing Australia nor the provider accepts any responsibility for the completeness or accuracy of any of the information contained herein, and makes no representations about its suitability for any particular purpose. Users should make their own judgements about those matters and/or seek independent advice. You assume all risks associated with use of data provided on this page

# Gloucester Park Race 6 Distance 2130m

Friday, 15 March 2024


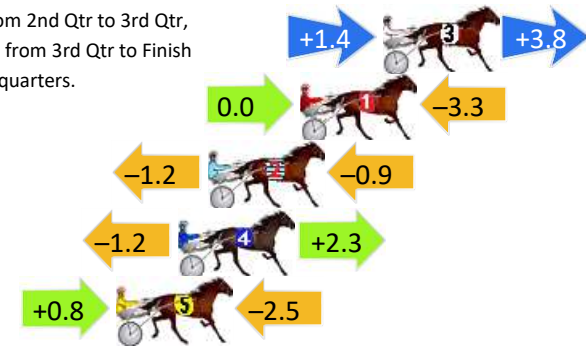
Gross Time: 2:33.70 MileRate: 1:56.20 LeadTime: 38.90s First Qtr: 31.20s Second Qtr: 28.30s Third Qtr: 27.80s Fourth Qtr: 27.50s

DATA TABLE: 800 / 400 Posi's are position from leader and (how wide the horse was at that position)

NoHorse	Plc	Mar	800 Posi	400 Posi	Time	3rd Qtr	4th Qt
3 MIGHTY RONALDO	1	0.0m	5.2m (1)	3.8m (1)	2:33.70	27.70s	27.24s
1 WATTS UP SUNSHINE	2	3.3m	0.0m (0)	0.0m (0)	2:33.94	27.80s	27.74s
2 CORDERO	3	7.0m	4.9m (0)	6.1m (0)	2:34.21	27.88s	27.59s
4 OCTOBER REIGN	4	8.2m	9.3m (0)	10.5m (0)	2:34.29	27.88s	27.37s
5 GALACTIC STAR	5	10.7m	9.0m (1)	8.2m (1)	2:34.47	27.74s	27.71s

## Finish Position and metres gained

First Arrow shows distance gain/loss from 2nd Qtr to 3rd Qtr,  
Second Arrow shows distance gain/loss from 3rd Qtr to Finish  
Blue arrow indicates best gain in these quarters.



800

Visual positions in race at 2nd Quarter



400

Visual positions in race at 3rd Quarter



Powered by



Harness Analyser

Sectional Analysis Software

Not just form | Free Trial

[www.facebook.com/PJHarnessRacing](http://www.facebook.com/PJHarnessRacing)



RISE Digital, Harness Racing Australia nor the provider accepts any responsibility for the completeness or accuracy of any of the information contained herein, and makes no representations about its suitability for any particular purpose. Users should make their own judgements about those matters and/or seek independent advice. You assume all risks associated with use of data provided on this page

# Gloucester Park Race 7 Distance 2130m

Friday, 15 March 2024

Gross Time: 2:38.90

MileRate: 2:00.10

LeadTime: 39.60s

First Qtr: 32.60s

Second Qtr: 30.90s

Third Qtr: 28.40s


Fourth Qtr: 27.40s

DATA TABLE: 800 / 400 Posi's are position from leader and (how wide the horse was at that position)

No	Horse	Plc	Mar	800 Posi	400 Posi	Time	3rd Qtr	4th Qt
1	ACUTO	1	0.0m	0.0m (0)	0.0m (0)	2:38.90	28.40s	27.40s
8	ROCKABALL	2	3.2m	2.7m (1)	2.9m (1)	2:39.13	28.41s	27.43s
6	ADDA SPOILT MAJOR	3	3.5m	7.1m (1)	6.7m (1)	2:39.15	28.36s	27.19s
2	RASCAL	4	4.2m	5.0m (0)	5.5m (0)	2:39.20	28.43s	27.32s
3	LIL HAPPY FELLA	5	4.3m	9.1m (0)	9.2m (0)	2:39.21	28.40s	27.07s
5	BURGHLEY SHARD	6	7.5m	15.6m (1)	14.7m (1)	2:39.44	28.32s	26.92s
4	BALTIC ACE	7	9.5m	13.0m (0)	13.3m (0)	2:39.59	28.40s	27.17s
9	AMERICAN BULLITT	8	11.1m	17.6m (0)	17.9m (0)	2:39.70	28.40s	26.96s
7	LAMANDIER	9	11.1m	11.3m (1)	11.0m (1)	2:39.70	28.36s	27.44s

## Finish Position and metres gained

First Arrow shows distance gain/loss from 2nd Qtr to 3rd Qtr,  
Second Arrow shows distance gain/loss from 3rd Qtr to Finish  
Blue arrow indicates best gain in these quarters.



800

Visual positions in race at 2nd Quarter



400

Visual positions in race at 3rd Quarter



Powered by



Harness Analyser

Sectional Analysis Software

Not just form | Free Trial

[www.facebook.com/PJHarnessRacing](https://www.facebook.com/PJHarnessRacing)



RISE Digital, Harness Racing Australia nor the provider accepts any responsibility for the completeness or accuracy of any of the information contained herein, and makes no representations about its suitability for any particular purpose. Users should make their own judgements about those matters and/or seek independent advice. You assume all risks associated with use of data provided on this page

# Gloucester Park Race 8 Distance 2130m

Friday, 15 March 2024

Gross Time: 2:38.40

MileRate: 1:59.70

LeadTime: 37.90s

First Qtr: 31.50s

Second Qtr: 30.30s

Third Qtr: 29.50s

Fourth Qtr: 29.20s

DATA TABLE: 800 / 400 Posi's are position from leader and (how wide the horse was at that position)

NoHorse	Plc	Mar	800 Posi	400 Posi	Time	3rd Qtr	4th Qt
3 TUBBS FARQUHAR	1	0.0m	0.3m (0)	0.0m (0)	2:38.40	29.48s	29.20s
4 MISTER LINTON	2	2.3m	12.0m (1)	14.0m (1)	2:38.58	29.64s	28.35s
11 NAME IN LIGHTS	3	3.1m	12.8m (0)	12.3m (0)	2:38.64	29.46s	28.54s
1 SIDSTREPO	4	3.4m	4.6m (0)	4.1m (0)	2:38.66	29.46s	29.16s
6 STREET APPEAL	5	5.2m	0.0m (1)	1.4m (1)	2:38.80	29.60s	29.50s
2 EUSTON FLYER	6	5.4m	15.8m (1)	17.6m (1)	2:38.81	29.62s	28.33s
5 EYE BETTER	7	6.8m	7.9m (1)	9.9m (1)	2:38.92	29.64s	29.00s
12 TRITTRITTBANGBAN G	8	6.9m	4.1m (1)	5.8m (1)	2:38.93	29.62s	29.31s
10 GORDON	9	7.8m	9.0m (0)	8.2m (0)	2:39.00	29.44s	29.20s
7 JOHNNY LOMBO	10	10.2m	16.9m (0)	16.2m (0)	2:39.18	29.44s	28.80s
8 FIORD	11	13.6m	21.0m (0)	20.6m (0)	2:39.44	29.46s	28.74s

## Finish Position and metres gained

First Arrow shows distance gain/loss from 2nd Qtr to 3rd Qtr,  
Second Arrow shows distance gain/loss from 3rd Qtr to Finish  
Blue arrow indicates best gain in these quarters.



800

Visual positions in race at 2nd Quarter



400

Visual positions in race at 3rd Quarter



Powered by



Harness Analyser

Sectional Analysis Software

Not just form | Free Trial

[www.facebook.com/PJHarnessRacing](http://www.facebook.com/PJHarnessRacing)



RISE Digital, Harness Racing Australia nor the provider accepts any responsibility for the completeness or accuracy of any of the information contained herein, and makes no representations about its suitability for any particular purpose. Users should make their own judgements about those matters and/or seek independent advice. You assume all risks associated with use of data provided on this page

# Gloucester Park Race 9 Distance 2536m

Friday, 15 March 2024

Gross Time: 3:09.20

MileRate: 2:00.00

LeadTime: 69.70s

First Qtr: 30.90s

Second Qtr: 29.10s

Third Qtr: 29.20s

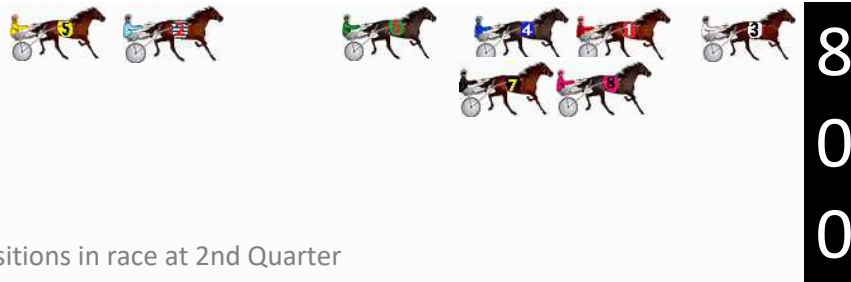

Fourth Qtr: 30.30s

DATA TABLE: 800 / 400 Posi's are position from leader and (how wide the horse was at that position)


NoHorse	Plc	Mar	800 Posi	400 Posi	Time	3rd Qtr	4th Qt
3 ALDEBARAN SUNDOWN	1	0.0m	0.0m (0)	0.0m (0)	3:09.20	29.20s	30.30s
7 TRICKY RIC	2	23.9m	9.7m (1)	20.1m (2)	3:11.10	29.98s	30.71s
6 LUVAF LAIR	3	30.9m	14.4m (0)	25.5m (2)	3:11.65	30.04s	30.87s
4 POSSEIDON	4	33.0m	9.1m (0)	24.6m (1)	3:11.82	30.36s	31.10s
8 PATCHED	5	42.6m	5.8m (1)	19.8m (1)	3:12.58	30.24s	32.22s
1 ELEGANT PEAK	6	47.7m	5.0m (0)	18.4m (0)	3:12.98	30.20s	32.72s
5 MAJESTIC DREAM	7	117.5m	27.7m (0)	77.4m (0)	3:18.52	32.92s	33.90s
2 ELISH STAR	8	194.1m	23.2m (0)	128.7m (0)	3:24.60	37.04s	36.18s

## Finish Position and metres gained

First Arrow shows distance gain/loss from 2nd Qtr to 3rd Qtr,  
Second Arrow shows distance gain/loss from 3rd Qtr to Finish  
Blue arrow indicates best gain in these quarters.



Visual positions in race at 2nd Quarter



Visual positions in race at 3rd Quarter



Powered by  
**PJ**

**Harness Analyser**

Sectional Analysis Software  
Not just form | Free Trial

[www.facebook.com/PJHarnessRacing](http://www.facebook.com/PJHarnessRacing)



RISE Digital, Harness Racing Australia nor the provider accepts any responsibility for the completeness or accuracy of any of the information contained herein, and makes no representations about its suitability for any particular purpose. Users should make their own judgements about those matters and/or seek independent advice. You assume all risks associated with use of data provided on this page

# Gloucester Park Race 10 Distance 2130m

Friday, 15 March 2024

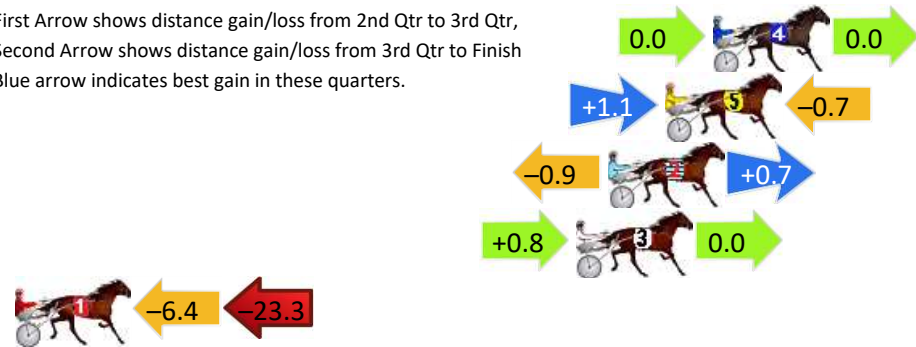
Gross Time: 2:34.30 MileRate: 1:56.60 LeadTime: 37.70s First Qtr: 31.10s Second Qtr: 29.50s Third Qtr: 28.20s Fourth Qtr: 27.80s

DATA TABLE: 800 / 400 Posi's are position from leader and (how wide the horse was at that position)

NoHorse	Plc	Mar	800 Posi	400 Posi	Time	3rd Qtr	4th Qt
4 THENU CAME ALONG	1	0.0m	0.0m (0)	0.0m (0)	2:34.30	28.20s	27.80s
5 THELITTLE MASTER	2	1.9m	2.3m (1)	1.2m (1)	2:34.44	28.12s	27.86s
2 PRINCE OF PAIN	3	4.2m	4.0m (0)	4.9m (0)	2:34.61	28.26s	27.77s
3 DARK EYES	4	5.5m	6.3m (1)	5.5m (1)	2:34.70	28.14s	27.82s
1 SUGAR COVERED	5	39.1m	9.4m (0)	15.8m (0)	2:37.16	28.64s	29.56s

## Finish Position and metres gained

First Arrow shows distance gain/loss from 2nd Qtr to 3rd Qtr,  
Second Arrow shows distance gain/loss from 3rd Qtr to Finish  
Blue arrow indicates best gain in these quarters.



800

Visual positions in race at 2nd Quarter



400

Visual positions in race at 3rd Quarter



Powered by



Harness Analyser

Sectional Analysis Software

Not just form | Free Trial

[www.facebook.com/PJHarnessRacing](https://www.facebook.com/PJHarnessRacing)



RISE Digital, Harness Racing Australia nor the provider accepts any responsibility for the completeness or accuracy of any of the information contained herein, and makes no representations about its suitability for any particular purpose. Users should make their own judgements about those matters and/or seek independent advice. You assume all risks associated with use of data provided on this page