

Pinjarra Race 1 Distance 1684m

Monday, 4 March 2024

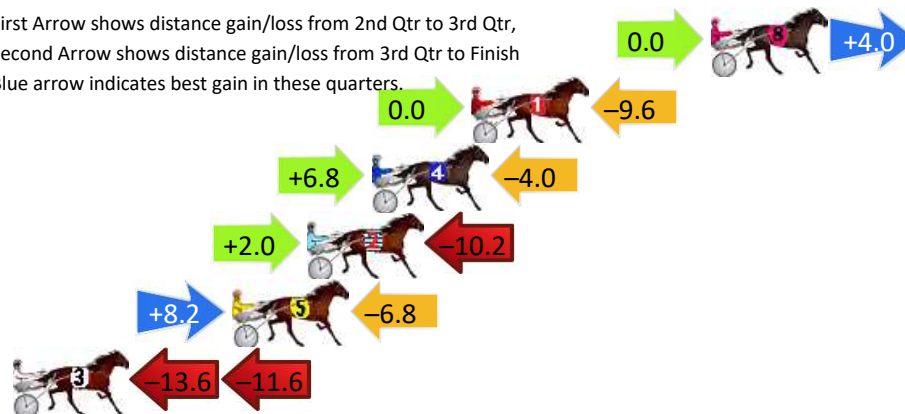
Gross Time: 2:04.10 MileRate: 1:58.60 LeadTime: 5.50s First Qtr: 29.60s Second Qtr: 31.90s Third Qtr: 28.90s Fourth Qtr: 28.20s

DATA TABLE: 800 / 400 Posi's are position from leader and (how wide the horse was at that position)

NoHorse	Plc	Mar	800 Posi	400 Posi	Time	3rd Qtr	4th Qt
8 CAPTAIN PAPRIKA	1	0.0m	4.0m (0)	4.0m (0)	2:04.10	28.90s	27.92s
1 BY ROYAL COMMAND	2	9.6m	0.0m (0)	0.0m (0)	2:04.81	28.91s	28.87s
4 BLITZAR	3	13.6m	16.4m (0)	9.6m (0)	2:05.11	28.42s	28.48s
2 DAMAGE DONE	4	16.2m	8.0m (0)	6.0m (1)	2:05.30	28.77s	28.92s
5 WICKED LOVER	5	19.2m	20.6m (0)	12.4m (1)	2:05.52	28.32s	28.68s
3 ALWAYS CHANGIN	6	37.6m	12.4m (0)	26.0m (0)	2:06.89	29.88s	29.01s

Finish Position and metres gained

First Arrow shows distance gain/loss from 2nd Qtr to 3rd Qtr,
Second Arrow shows distance gain/loss from 3rd Qtr to Finish
Blue arrow indicates best gain in these quarters.



800

Visual positions in race at 2nd Quarter



400

Visual positions in race at 3rd Quarter



Powered by



Harness Analyser

Sectional Analysis Software

Not just form | Free Trial

www.facebook.com/PJHarnessRacing



RISE Digital, Harness Racing Australia nor the provider accepts any responsibility for the completeness or accuracy of any of the information contained herein, and makes no representations about its suitability for any particular purpose. Users should make their own judgements about those matters and/or seek independent advice. You assume all risks associated with use of data provided on this page

Pinjarra Race 2 Distance 2185m

Monday, 4 March 2024

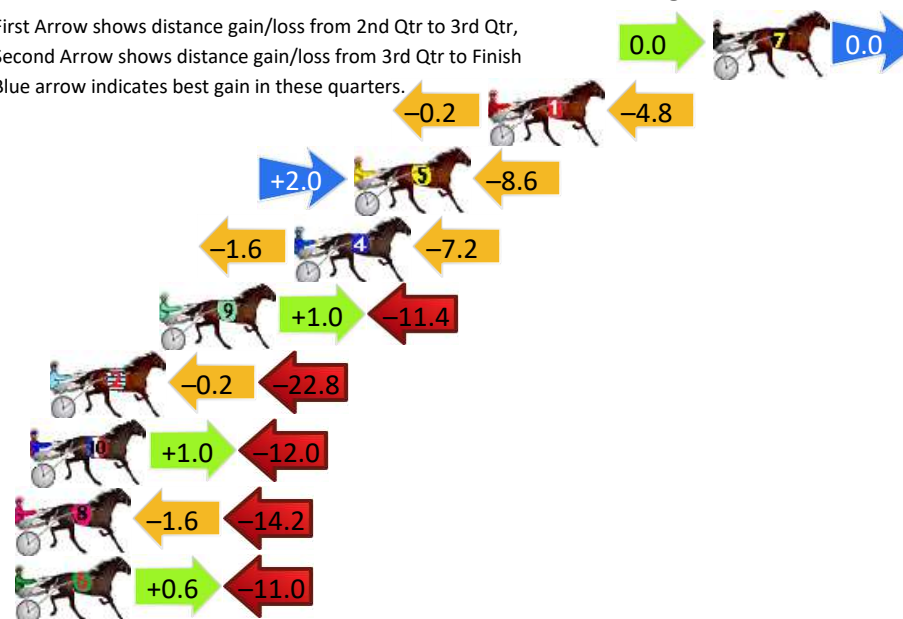
Gross Time: 2:41.40 MileRate: 1:58.80 LeadTime: 41.20s First Qtr: 31.60s Second Qtr: 30.20s Third Qtr: 29.10s Fourth Qtr: 29.30s

DATA TABLE: 800 / 400 Posi's are position from leader and (how wide the horse was at that position)

No	Horse	Plc	Mar	800 Posi	400 Posi	Time	3rd Qtr	4th Qt
7	KABOCHON	1	0.0m	0.0m (0)	0.0m (0)	2:41.40	29.10s	29.30s
1	GO MARIO	2	9.0m	4.0m (0)	4.2m (0)	2:42.09	29.11s	29.65s
5	RAJAH ROCKS	3	14.4m	7.8m (1)	5.8m (2)	2:42.51	28.95s	29.93s
4	MASTER DUKE	4	16.8m	8.0m (0)	9.6m (0)	2:42.69	29.21s	29.82s
9	MISS UNEEK	5	22.2m	11.8m (1)	10.8m (1)	2:43.11	29.02s	30.13s
2	LUNETTA	6	26.6m	3.6m (1)	3.8m (1)	2:43.44	29.11s	30.96s
10	ALTAR	7	27.4m	16.4m (0)	15.4m (1)	2:43.51	29.02s	30.17s
8	ALL ABOUT AMERICA	8	28.0m	12.2m (0)	13.8m (0)	2:43.55	29.21s	30.33s
6	CODENAME ELLIOT	9	31.2m	20.8m (0)	20.2m (0)	2:43.80	29.05s	30.10s

Finish Position and metres gained

First Arrow shows distance gain/loss from 2nd Qtr to 3rd Qtr,
Second Arrow shows distance gain/loss from 3rd Qtr to Finish
Blue arrow indicates best gain in these quarters.



800

Visual positions in race at 2nd Quarter



400

Visual positions in race at 3rd Quarter



Powered by



Harness Analyser

Sectional Analysis Software

Not just form | Free Trial

www.facebook.com/PJHarnessRacing



RISE Digital, Harness Racing Australia nor the provider accepts any responsibility for the completeness or accuracy of any of the information contained herein, and makes no representations about its suitability for any particular purpose. Users should make their own judgements about those matters and/or seek independent advice. You assume all risks associated with use of data provided on this page

Pinjarra Race 3 Distance 2185m

Monday, 4 March 2024


Gross Time: 2:43.90 MileRate: 2:00.70 LeadTime: 43.10s First Qtr: 31.70s Second Qtr: 30.60s Third Qtr: 30.20s Fourth Qtr: 28.30s

DATA TABLE: 800 / 400 Posi's are position from leader and (how wide the horse was at that position)

No	Horse	Plc	Mar	800 Posi	400 Posi	Time	3rd Qtr	4th Qt
2	TORREVEAN VELOCE	1	0.0m	6.6m (1)	5.4m (2)	2:43.90	30.10s	27.92s
5	SLAMMA ALABAMA	2	2.4m	0.0m (0)	0.0m (0)	2:44.08	30.21s	28.47s
1	SOHO CONFIDENTIAL	3	2.9m	4.2m (0)	4.2m (0)	2:44.12	30.20s	28.21s
3	RESOLUTION	4	4.1m	2.4m (1)	1.8m (1)	2:44.20	30.16s	28.46s
10	GET YA BETS ON	5	4.5m	10.4m (1)	9.8m (1)	2:44.23	30.14s	27.93s
8	AMELIA ROCKS	6	6.7m	8.2m (0)	8.2m (0)	2:44.40	30.20s	28.19s
4	BONNIE PAULINE	7	7.8m	18.2m (0)	18.6m (0)	2:44.48	30.20s	27.54s
9	HOKULANI	8	15.4m	13.2m (0)	13.2m (0)	2:45.05	30.21s	28.45s
6	ELEPHANT ROCK	9	16.1m	14.4m (1)	14.2m (1)	2:45.10	30.19s	28.43s
7	DELIGHTABLE	10	23.8m	18.2m (1)	19.0m (1)	2:45.67	30.27s	28.64s

Finish Position and metres gained

First Arrow shows distance gain/loss from 2nd Qtr to 3rd Qtr, Second Arrow shows distance gain/loss from 3rd Qtr to Finish Blue arrow indicates best gain in these quarters.



800

Visual positions in race at 2nd Quarter



400

Visual positions in race at 3rd Quarter

Pinjarra Race 4 Distance 1684m

Monday, 4 March 2024


Gross Time: 2:01.70 MileRate: 1:56.30 LeadTime: 5.40s First Qtr: 28.20s Second Qtr: 29.80s Third Qtr: 30.20s Fourth Qtr: 28.10s

DATA TABLE: 800 / 400 Posi's are position from leader and (how wide the horse was at that position)

No	Horse	Plc	Mar	800 Posi	400 Posi	Time	3rd Qtr	4th Qt
7	GREATGREAT BOULDER	1	0.0m	0.0m (0)	0.0m (0)	2:01.70	30.20s	28.10s
5	IM LIGHTNING BANNER	2	4.1m	4.0m (0)	4.2m (0)	2:02.00	30.21s	28.09s
4	PECUNIOUS	3	13.9m	18.8m (0)	12.6m (0)	2:02.73	29.75s	28.19s
1	DARK EYES	4	17.0m	14.8m (0)	11.2m (1)	2:02.96	29.95s	28.51s
2	FRANCO ENCORE	5	18.4m	10.6m (0)	8.4m (0)	2:03.06	30.07s	28.80s
8	HEEZ TRUE BLUE	6	23.8m	6.6m (1)	7.4m (2)	2:03.46	30.30s	29.25s
3	DAWSON SHARD	7	27.8m	2.6m (1)	3.8m (1)	2:03.75	30.35s	29.78s
6	ZAC YOUR NOBODY	8	38.1m	22.8m (0)	16.8m (0)	2:04.51	29.82s	29.59s

Finish Position and metres gained

First Arrow shows distance gain/loss from 2nd Qtr to 3rd Qtr,
Second Arrow shows distance gain/loss from 3rd Qtr to Finish
Blue arrow indicates best gain in these quarters.



800

Visual positions in race at 2nd Quarter



400

Visual positions in race at 3rd Quarter



Powered by



Harness Analyser

Sectional Analysis Software

Not just form | Free Trial

www.facebook.com/PJHarnessRacing



RISE Digital, Harness Racing Australia nor the provider accepts any responsibility for the completeness or accuracy of any of the information contained herein, and makes no representations about its suitability for any particular purpose. Users should make their own judgements about those matters and/or seek independent advice. You assume all risks associated with use of data provided on this page

Pinjarra Race 5 Distance 2185m

Monday, 4 March 2024


Gross Time: 2:37.70 MileRate: 1:56.20 LeadTime: 39.80s First Qtr: 31.30s Second Qtr: 29.80s Third Qtr: 29.10s Fourth Qtr: 27.70s

DATA TABLE: 800 / 400 Posi's are position from leader and (how wide the horse was at that position)

NoHorse	Plc	Mar	800 Posi	400 Posi	Time	3rd Qtr	4th Qt
8 MAUNGATAHI	1	0.0m	8.0m (0)	5.6m (1)	2:37.70	28.92s	27.31s
9 CALLMEWHATUWANT	2	1.1m	11.8m (0)	9.6m (1)	2:37.78	28.93s	27.11s
1 HEEZ GOOD AS GOLD	3	2.1m	4.0m (0)	4.0m (0)	2:37.85	29.10s	27.57s
5 HAYWIRE	4	4.7m	6.6m (2)	1.4m (1)	2:38.04	28.74s	27.93s
7 THE WILDCARD	5	5.4m	0.0m (0)	0.0m (0)	2:38.09	29.11s	28.07s
11 FLAMETREE	6	13.2m	16.0m (0)	15.0m (0)	2:38.66	29.03s	27.58s
4 BEACH CAPTAIN	7	14.8m	11.6m (1)	10.4m (2)	2:38.78	29.02s	28.00s
6 IMA TINY DANCER	8	23.3m	20.8m (1)	9.0m (3)	2:39.40	28.29s	28.68s
10 ALLWOOD MACH	9	30.8m	7.6m (1)	19.4m (1)	2:39.94	29.95s	28.49s
2 BEALAWYER	10	33.2m	16.0m (1)	19.6m (2)	2:40.12	29.38s	28.64s
12 RELIM	11	36.5m	11.4m (2)	6.0m (2)	2:40.36	28.77s	29.80s
3 UNDER THE STARZZZ	12	128.8m	3.8m (1)	40.0m (0)	2:47.08	31.81s	33.82s

Finish Position and metres gained

First Arrow shows distance gain/loss from 2nd Qtr to 3rd Qtr, Second Arrow shows distance gain/loss from 3rd Qtr to Finish Blue arrow indicates best gain in these quarters.



Visual positions in race at 2nd Quarter



Visual positions in race at 3rd Quarter



Powered by



Harness Analyser

Sectional Analysis Software

Not just form | Free Trial

www.facebook.com/PJHarnessRacing



RISE Digital, Harness Racing Australia nor the provider accepts any responsibility for the completeness or accuracy of any of the information contained herein, and makes no representations about its suitability for any particular purpose. Users should make their own judgements about those matters and/or seek independent advice. You assume all risks associated with use of data provided on this page

Pinjarra Race 6 Distance 2185m

Monday, 4 March 2024

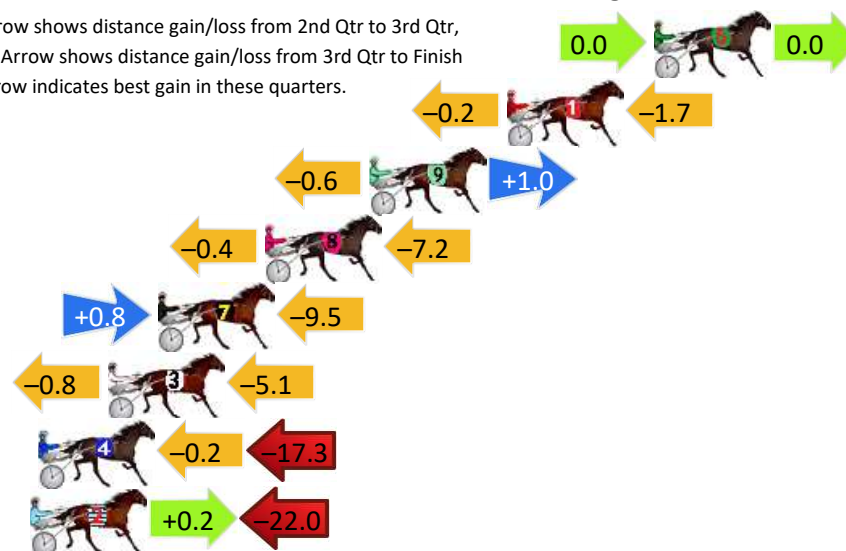
Gross Time: 2:40.30 MileRate: 1:58.00 LeadTime: 42.60s First Qtr: 30.90s Second Qtr: 29.70s Third Qtr: 29.80s Fourth Qtr: 27.30s

DATA TABLE: 800 / 400 Posi's are position from leader and (how wide the horse was at that position)

No	Horse	Plc	Mar	800 Posi	400 Posi	Time	3rd Qtr	4th Qt
6	ROCKNROLL SASS	1	0.0m	0.0m (0)	0.0m (0)	2:40.30	29.80s	27.30s
1	JACKPOT JOE	2	5.9m	4.0m (0)	4.2m (0)	2:40.72	29.82s	27.42s
9	JOEY JAMES	3	11.4m	11.8m (0)	12.4m (0)	2:41.12	29.84s	27.23s
8	BETTOR MOVE ALONG	4	15.6m	8.0m (0)	8.4m (0)	2:41.42	29.85s	27.79s
7	MISS BOUDICA	5	19.9m	11.2m (1)	10.4m (2)	2:41.73	29.77s	27.94s
3	GORDON	6	21.9m	16.0m (0)	16.8m (0)	2:41.87	29.87s	27.65s
4	SHEHADI	7	24.7m	7.2m (1)	7.4m (1)	2:42.08	29.87s	28.47s
2	FRANCO WESTERN	8	25.0m	3.2m (1)	3.0m (1)	2:42.10	29.85s	28.79s

Finish Position and metres gained

First Arrow shows distance gain/loss from 2nd Qtr to 3rd Qtr,
Second Arrow shows distance gain/loss from 3rd Qtr to Finish
Blue arrow indicates best gain in these quarters.



800

Visual positions in race at 2nd Quarter



400

Visual positions in race at 3rd Quarter



Powered by



Harness Analyser

Sectional Analysis Software

Not just form | Free Trial

www.facebook.com/PJHarnessRacing



RISE Digital, Harness Racing Australia nor the provider accepts any responsibility for the completeness or accuracy of any of the information contained herein, and makes no representations about its suitability for any particular purpose. Users should make their own judgements about those matters and/or seek independent advice. You assume all risks associated with use of data provided on this page

Pinjarra Race 7 Distance 1684m

Monday, 4 March 2024



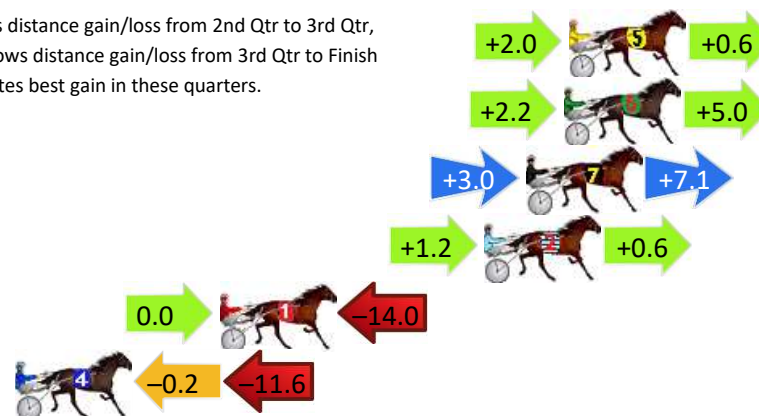
Gross Time: 2:02.80 MileRate: 1:57.40 LeadTime: 5.70s First Qtr: 29.20s Second Qtr: 28.90s Third Qtr: 29.20s Fourth Qtr: 29.80s

DATA TABLE: 800 / 400 Posi's are position from leader and (how wide the horse was at that position)

NoHorse	Plc	Mar	800 Posi	400 Posi	Time	3rd Qtr	4th Qt
5 ALDEBARAN SUNDOWN	1	0.0m	2.6m (1)	0.6m (1)	2:02.80	29.05s	29.76s
6 TRICKY RIC	2	0.2m	7.4m (1)	5.2m (1)	2:02.82	29.04s	29.43s
7 PATCHED	3	1.7m	11.8m (1)	8.8m (2)	2:02.93	28.99s	29.27s
2 LUVAFLEIR	4	3.4m	5.2m (0)	4.0m (0)	2:03.07	29.11s	29.76s
1 POSSEIDON	5	14.0m	0.0m (0)	0.0m (0)	2:03.89	29.19s	30.84s
4 BEEFOUR BACARDI	6	22.2m	10.4m (0)	10.6m (0)	2:04.53	29.21s	30.66s

Finish Position and metres gained

First Arrow shows distance gain/loss from 2nd Qtr to 3rd Qtr,
Second Arrow shows distance gain/loss from 3rd Qtr to Finish
Blue arrow indicates best gain in these quarters.



Pinjarra Race 8 Distance 2692m

Monday, 4 March 2024



Gross Time: 3:13.10 MileRate: 1:55.40 LeadTime: 78.40s First Qtr: 30.10s Second Qtr: 28.50s Third Qtr: 28.30s Fourth Qtr: 27.80s

DATA TABLE: 800 / 400 Posi's are position from leader and (how wide the horse was at that position)

No	Horse	Plc	Mar	800 Posi	400 Posi	Time	3rd Qtr	4th Qt
4	MINSTREL	1	0.0m	0.0m (0)	0.0m (0)	3:13.10	28.30s	27.80s
1	ALCOPONY	2	5.0m	4.0m (0)	4.8m (0)	3:13.47	28.36s	27.81s
8	PINNY TIGER	3	5.5m	8.0m (0)	9.2m (0)	3:13.50	28.38s	27.54s
3	IDEAL AGENT	4	9.3m	11.6m (1)	11.2m (1)	3:13.78	28.27s	27.67s
10	MIGHTY RONALDO	5	9.5m	7.6m (1)	7.0m (1)	3:13.79	28.26s	27.97s
14	CORDERO	6	14.0m	12.2m (0)	13.6m (0)	3:14.12	28.40s	27.83s
11	TRICKY MIKI	7	16.2m	3.6m (1)	3.0m (1)	3:14.28	28.27s	28.71s
12	GALACTIC STAR	8	18.1m	16.2m (0)	17.8m (0)	3:14.42	28.41s	27.82s
13	SWINGBAND	9	22.9m	28.4m (1)	15.4m (2)	3:14.77	27.40s	28.32s
5	LAVRA JOE	10	26.2m	24.4m (1)	22.4m (1)	3:15.02	28.16s	28.06s
2	ARMA EINSTEIN	11	28.6m	19.8m (1)	20.4m (2)	3:15.19	28.35s	28.37s
6	JAWSOFLINCOLN	12	48.6m	15.8m (1)	17.0m (1)	3:16.65	28.40s	29.98s

Finish Position and metres gained

First Arrow shows distance gain/loss from 2nd Qtr to 3rd Qtr,
Second Arrow shows distance gain/loss from 3rd Qtr to Finish
Blue arrow indicates best gain in these quarters.



800

Visual positions in race at 2nd Quarter



400

Visual positions in race at 3rd Quarter



Powered by
PJ Harness Analyser

Sectional Analysis Software
Not just form | Free Trial



RISE Digital, Harness Racing Australia nor the provider accepts any responsibility for the completeness or accuracy of any of the information contained herein, and makes no representations about its suitability for any particular purpose. Users should make their own judgements about those matters and/or seek independent advice. You assume all risks associated with use of data provided on this page

www.facebook.com/PJHarnessRacing

Pinjarra Race 9 Distance 2631m

Monday, 4 March 2024

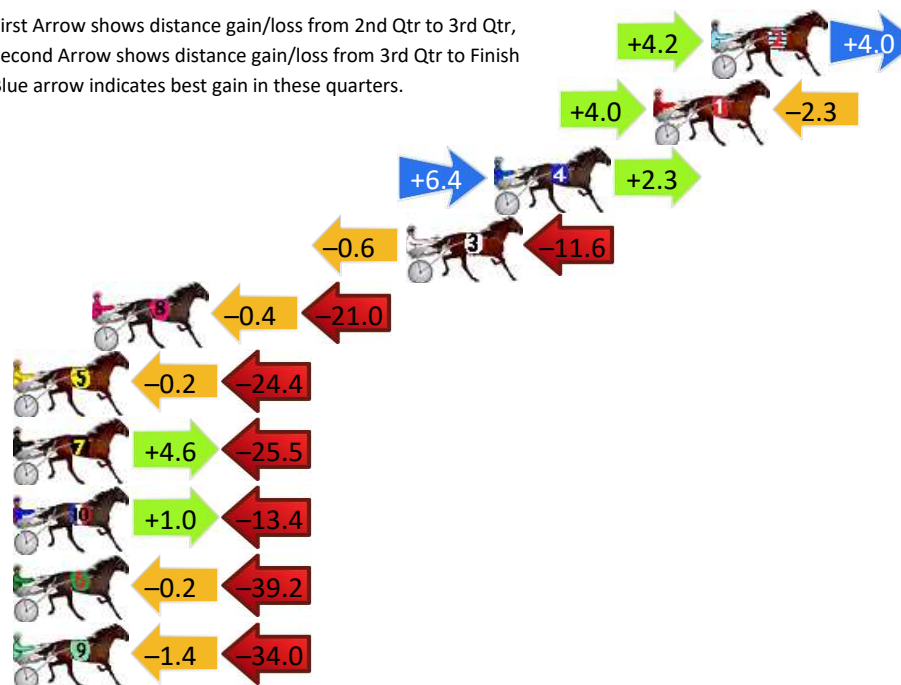
Gross Time: 3:15.30 MileRate: 1:59.40 LeadTime: 77.70s First Qtr: 30.60s Second Qtr: 28.90s Third Qtr: 29.30s Fourth Qtr: 28.80s

DATA TABLE: 800 / 400 Posi's are position from leader and (how wide the horse was at that position)

NoHorse	Plc	Mar	800 Posi	400 Posi	Time	3rd Qtr	4th Qt
2 MINOR CATASTROPHE	1	0.0m	8.2m (0)	4.0m (0)	3:15.30	28.99s	28.51s
1 RICH AMERICAN	2	2.3m	4.0m (0)	0.0m (0)	3:15.47	29.01s	28.96s
4 STEREOGRAPHIC	3	8.7m	17.4m (0)	11.0m (0)	3:15.96	28.84s	28.64s
3 SKIPPYS DELIGHT	4	12.2m	0.0m (0)	0.6m (1)	3:16.22	29.35s	29.63s
8 FLEUR DU MAQUIS	5	24.8m	3.4m (1)	3.8m (2)	3:17.17	29.34s	30.30s
5 THE FREELANCER	6	32.2m	7.6m (1)	7.8m (1)	3:17.73	29.33s	30.55s
7 MISTA EDITORIAL	7	33.7m	12.8m (0)	8.2m (2)	3:17.85	28.98s	30.63s
10 BLOCKJORG	8	34.2m	21.8m (0)	20.8m (1)	3:17.89	29.24s	29.76s
6 GENERAL JOLT	9	54.2m	14.8m (1)	15.0m (1)	3:19.40	29.34s	31.61s
9 IM SPIDERMAN	10	54.4m	19.0m (1)	20.4m (0)	3:19.41	29.42s	31.23s

Finish Position and metres gained

First Arrow shows distance gain/loss from 2nd Qtr to 3rd Qtr,
Second Arrow shows distance gain/loss from 3rd Qtr to Finish
Blue arrow indicates best gain in these quarters.



800

Visual positions in race at 2nd Quarter



400

Visual positions in race at 3rd Quarter

Pinjarra Race 10 Distance 1684m

Monday, 4 March 2024

Gross Time: 2:00.30 MileRate: 1:55.00 LeadTime: 5.40s First Qtr: 29.00s Second Qtr: 28.20s Third Qtr: 28.10s Fourth Qtr: 29.60s

DATA TABLE: 800 / 400 Posi's are position from leader and (how wide the horse was at that position)

No	Horse	Plc	Mar	800 Posi	400 Posi	Time	3rd Qtr	4th Qt
10	HUNT THE MAGIC	1	0.0m	9.6m (0)	11.6m (1)	2:00.30	28.27s	28.75s
6	MAKE YOUR MARK	2	5.0m	0.2m (1)	0.0m (1)	2:00.69	28.08s	29.97s
1	IN A WINK	3	5.3m	0.0m (0)	0.6m (0)	2:00.71	28.13s	29.95s
4	CATCH THE RED EYE	4	13.6m	7.6m (1)	8.0m (0)	2:01.36	28.12s	30.01s
11	KOOLBARDI NAVAJO	5	17.2m	38.2m (1)	38.6m (2)	2:01.63	28.17s	28.03s
3	MORISSETTE	6	26.7m	13.8m (0)	18.8m (1)	2:02.37	28.44s	30.18s
12	BRULEE	7	34.5m	33.2m (0)	32.4m (1)	2:02.98	28.04s	29.75s
7	ARTISTIC SCRIBE	8	36.5m	43.0m (1)	35.4m (4)	2:03.13	27.55s	29.68s
9	SUNNIE BEACH	9	36.6m	5.6m (0)	21.4m (0)	2:03.14	29.20s	30.72s
5	CYNTHIA MAE	10	38.3m	38.4m (0)	38.0m (1)	2:03.27	28.07s	29.62s
8	NANCY KAY	11	39.9m	28.6m (0)	35.2m (0)	2:03.40	28.56s	29.95s
2	YANKEEDELIGHT	12	42.0m	34.4m (1)	36.0m (3)	2:03.56	28.20s	30.04s

Finish Position and metres gained

First Arrow shows distance gain/loss from 2nd Qtr to 3rd Qtr,
Second Arrow shows distance gain/loss from 3rd Qtr to Finish
Blue arrow indicates best gain in these quarters.

