

Pinjarra Race 1 Distance 1684m

Monday, 11 March 2024


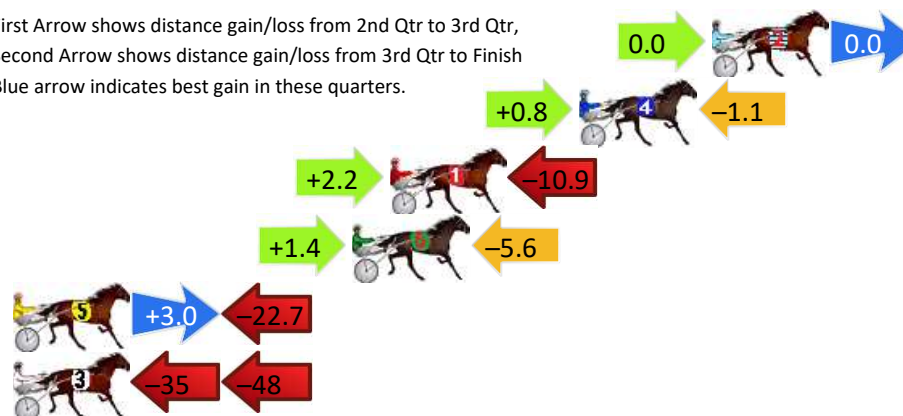
Gross Time: 2:04.30 MileRate: 1:58.80 LeadTime: 5.10s First Qtr: 30.70s Second Qtr: 29.80s Third Qtr: 29.10s Fourth Qtr: 29.60s

DATA TABLE: 800 / 400 Posi's are position from leader and (how wide the horse was at that position)

NoHorse	Plc	Mar	800 Posi	400 Posi	Time	3rd Qtr	4th Qt
2 THE ESPLANADE	1	0.0m	0.0m (0)	0.0m (0)	2:04.30	29.10s	29.60s
4 CASSINI BELLE	2	5.3m	5.0m (0)	4.2m (0)	2:04.71	29.04s	29.68s
1 STELLA DELIZIOSA	3	12.9m	4.2m (1)	2.0m (1)	2:05.30	28.93s	30.40s
6 LUNAR MISS	4	14.4m	10.2m (0)	8.8m (0)	2:05.42	28.99s	30.01s
5 SUKHOVEY WINDCHIME	5	37.3m	17.6m (0)	14.6m (0)	2:07.19	28.87s	31.27s
3 LUNA GODDESS	6	127.7m	45.0m (0)	80.0m (0)	2:14.21	31.62s	33.11s

Finish Position and metres gained

First Arrow shows distance gain/loss from 2nd Qtr to 3rd Qtr,
Second Arrow shows distance gain/loss from 3rd Qtr to Finish
Blue arrow indicates best gain in these quarters.



Pinjarra Race 2 Distance 1684m

Monday, 11 March 2024

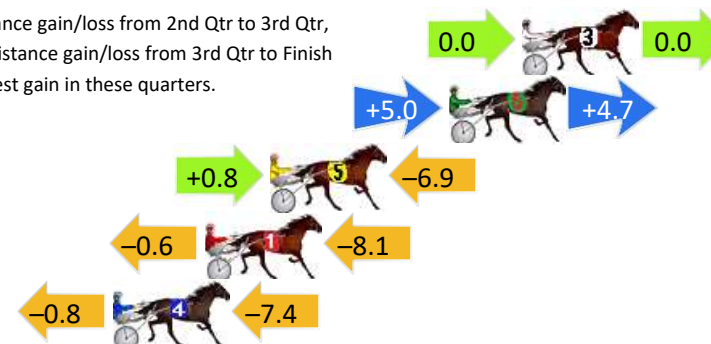
Gross Time: 2:03.00 MileRate: 1:57.50 LeadTime: 5.00s First Qtr: 30.40s Second Qtr: 30.30s Third Qtr: 29.10s Fourth Qtr: 28.20s

DATA TABLE: 800 / 400 Posi's are position from leader and (how wide the horse was at that position)

NoHorse	Plc	Mar	800 Posi	400 Posi	Time	3rd Qtr	4th Qt
3 ALTA FREEWAY	1	0.0m	0.0m (0)	0.0m (0)	2:03.00	29.10s	28.20s
6 RIGGERS RIVER	2	2.9m	12.6m (0)	7.6m (1)	2:03.21	28.74s	27.87s
5 CINDYS SECRET	3	10.1m	4.0m (1)	3.2m (1)	2:03.75	29.05s	28.68s
1 DELIGHTABLE	4	12.7m	4.0m (0)	4.6m (0)	2:03.94	29.15s	28.77s
4 KRIPKE	5	16.4m	8.2m (0)	9.0m (0)	2:04.22	29.17s	28.72s

Finish Position and metres gained

First Arrow shows distance gain/loss from 2nd Qtr to 3rd Qtr,
Second Arrow shows distance gain/loss from 3rd Qtr to Finish
Blue arrow indicates best gain in these quarters.



800

Visual positions in race at 2nd Quarter



400

Visual positions in race at 3rd Quarter



Powered by



Harness Analyser

Sectional Analysis Software

Not just form | Free Trial

www.facebook.com/PJHarnessRacing



RISE Digital, Harness Racing Australia nor the provider accepts any responsibility for the completeness or accuracy of any of the information contained herein, and makes no representations about its suitability for any particular purpose. Users should make their own judgements about those matters and/or seek independent advice. You assume all risks associated with use of data provided on this page

Pinjarra Race 3 Distance 2116m

Monday, 11 March 2024

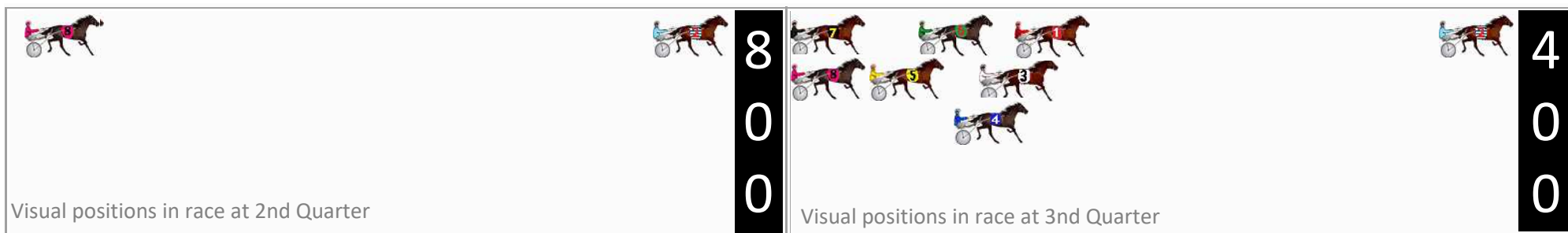
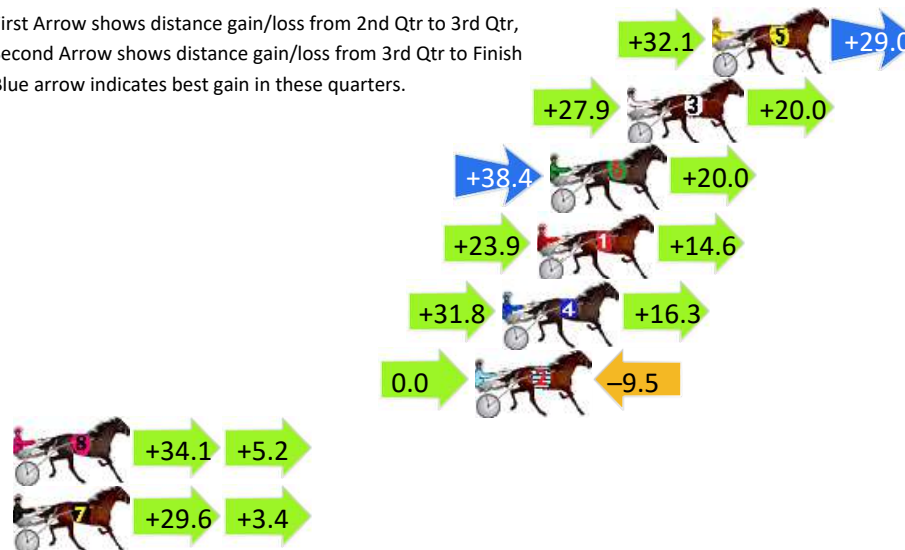
Gross Time: 2:46.40 MileRate: 2:04.80 LeadTime: 40.20s First Qtr: 31.50s Second Qtr: 30.50s Third Qtr: 31.90s Fourth Qtr: 32.30s

DATA TABLE: 800 / 400 Posi's are position from leader and (how wide the horse was at that position)

No	Horse	Plc	Mar	800 Posi	400 Posi	Time	3rd Qtr	4th Qt
5	BONNIE RAE	1	0.0m	61.1m (0)	29.0m (1)	2:46.40	29.58s	29.99s
3	MAJESTIC MARION	2	3.4m	51.3m (0)	23.4m (1)	2:46.69	29.88s	30.72s
6	TENNERSON	3	6.5m	64.9m (0)	26.5m (0)	2:46.95	29.09s	30.74s
1	THE HONOURS	4	7.0m	45.5m (0)	21.6m (0)	2:46.99	30.17s	31.17s
4	SELLUNE	5	8.4m	56.5m (0)	24.7m (2)	2:47.11	29.59s	31.04s
2	IM GAVOCHE	6	9.5m	0.0m (0)	0.0m (0)	2:47.20	31.90s	33.10s
8	SON OF A WHIZ	7	35.4m	74.7m (0)	40.6m (1)	2:49.38	29.48s	32.04s
7	SKY EAGLE	8	37.2m	70.2m (0)	40.6m (0)	2:49.54	29.82s	32.20s

Finish Position and metres gained

First Arrow shows distance gain/loss from 2nd Qtr to 3rd Qtr,
Second Arrow shows distance gain/loss from 3rd Qtr to Finish
Blue arrow indicates best gain in these quarters.



Pinjarra Race 4 Distance 1177m

Monday, 11 March 2024

Gross Time: 1:22.80 MileRate: 1:53.20 LeadTime: 25.70s First Qtr: 0.00s Second Qtr: 0.00s Third Qtr: 28.30s Fourth Qtr: 28.80s

DATA TABLE: 800 / 400 Posi's are position from leader and (how wide the horse was at that position)

No	Horse	Plc	Mar	800 Posi	400 Posi	Time	3rd Qtr	4th Qt
2	ADORE ME SOME MORE	1	0.0m	0.0m (0)	0.0m (0)	1:22.80	28.30s	28.80s
9	IN A WINK	2	2.3m	24.2m (1)	17.2m (1)	1:22.97	27.81s	27.73s
8	PECUNIOUS	3	7.0m	19.6m (1)	13.0m (1)	1:23.33	27.84s	28.37s
7	JUSTMOREBLING	4	7.3m	14.2m (1)	8.4m (1)	1:23.35	27.89s	28.72s
3	SHES A LUCKY PENNY	5	7.6m	7.0m (1)	4.2m (0)	1:23.37	28.10s	29.04s
1	YANKEEDELIGHT	6	8.7m	6.0m (0)	9.4m (0)	1:23.46	28.54s	28.75s
6	RECOVER LOVER	7	9.5m	14.4m (0)	17.6m (0)	1:23.52	28.53s	28.22s
4	MORISSETTE	8	11.1m	10.2m (0)	13.2m (0)	1:23.64	28.51s	28.65s

Finish Position and metres gained

First Arrow shows distance gain/loss from 2nd Qtr to 3rd Qtr,
Second Arrow shows distance gain/loss from 3rd Qtr to Finish
Blue arrow indicates best gain in these quarters.



800

Visual positions in race at 2nd Quarter



400

Visual positions in race at 3rd Quarter



Pinjarra Race 5 Distance 2185m

Monday, 11 March 2024

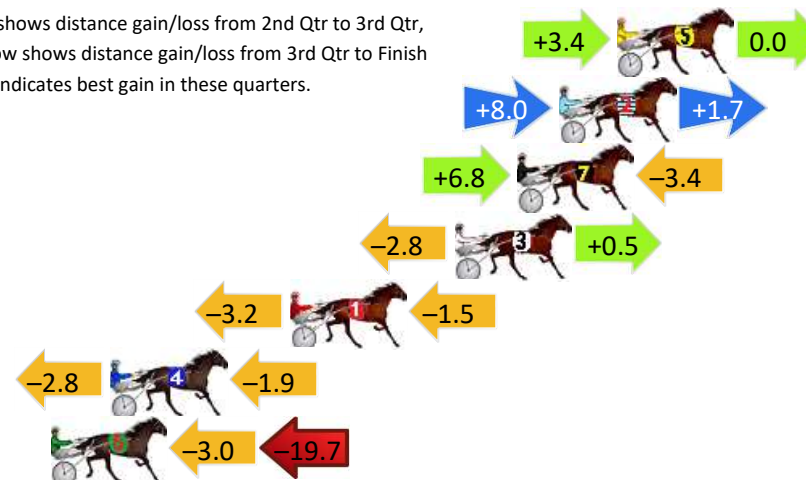
Gross Time: 2:42.00 MileRate: 1:59.30 LeadTime: 42.60s First Qtr: 31.50s Second Qtr: 30.40s Third Qtr: 28.80s Fourth Qtr: 28.70s

DATA TABLE: 800 / 400 Posi's are position from leader and (how wide the horse was at that position)

NoHorse	Plc	Mar	800 Posi	400 Posi	Time	3rd Qtr	4th Qt
5 FLAMETREE	1	0.0m	3.4m (1)	0.0m (1)	2:42.00	28.56s	28.70s
2 DOCTOR CATHERINE	2	2.3m	12.0m (1)	4.0m (1)	2:42.17	28.23s	28.58s
7 PRECOCIOUS LADY	3	4.0m	7.4m (1)	0.6m (2)	2:42.30	28.31s	28.94s
3 QUATTROSE	4	6.5m	4.2m (0)	7.0m (0)	2:42.49	29.00s	28.66s
1 STAR GLANCE	5	13.1m	8.4m (0)	11.6m (1)	2:42.99	29.03s	28.81s
4 STAR LILLY	6	20.3m	15.6m (0)	18.4m (1)	2:43.53	29.00s	28.84s
6 BRULEE	7	22.7m	0.0m (0)	3.0m (0)	2:43.71	29.02s	30.11s

Finish Position and metres gained

First Arrow shows distance gain/loss from 2nd Qtr to 3rd Qtr,
Second Arrow shows distance gain/loss from 3rd Qtr to Finish
Blue arrow indicates best gain in these quarters.



800

Visual positions in race at 2nd Quarter



400

Visual positions in race at 3rd Quarter



Powered by



Harness Analyser

Sectional Analysis Software

Not just form | Free Trial

www.facebook.com/PJHarnessRacing



RISE Digital, Harness Racing Australia nor the provider accepts any responsibility for the completeness or accuracy of any of the information contained herein, and makes no representations about its suitability for any particular purpose. Users should make their own judgements about those matters and/or seek independent advice. You assume all risks associated with use of data provided on this page

Pinjarra Race 6 Distance 1177m

Monday, 11 March 2024

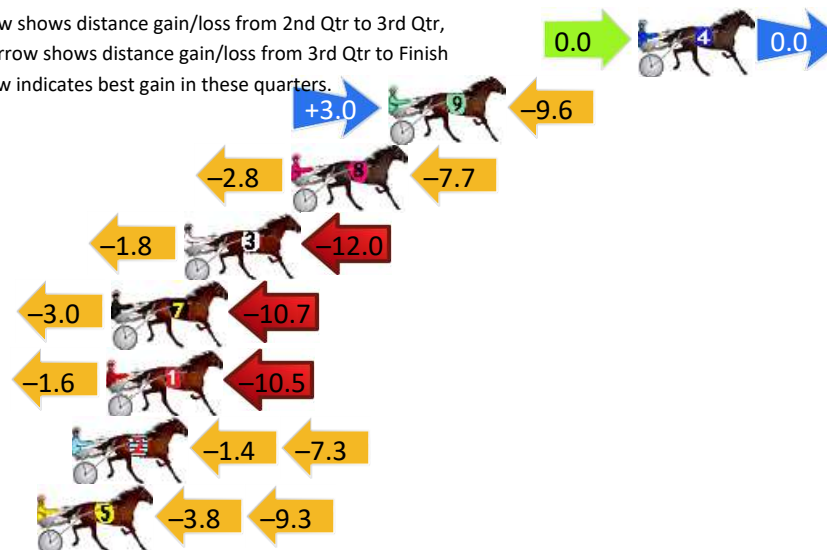
Gross Time: 1:22.20 MileRate: 1:52.40 LeadTime: 25.00s First Qtr: 0.00s Second Qtr: 0.00s Third Qtr: 28.60s Fourth Qtr: 28.60s

DATA TABLE: 800 / 400 Posi's are position from leader and (how wide the horse was at that position)

NoHorse	Plc	Mar	800 Posi	400 Posi	Time	3rd Qtr	4th Qt
4 HAPPICHAPPI	1	0.0m	0.0m (0)	0.0m (0)	1:22.20	28.60s	28.60s
9 GREATGREAT BOULDER	2	10.0m	3.4m (2)	0.4m (1)	1:22.95	28.39s	29.28s
8 SLAMMA ALABAMA	3	13.9m	3.4m (1)	6.2m (1)	1:23.24	28.80s	29.15s
3 JAMIE KIM	4	18.2m	4.4m (0)	6.2m (0)	1:23.57	28.73s	29.45s
7 GEARSINAWHIRL	5	21.1m	7.4m (1)	10.4m (1)	1:23.78	28.81s	29.36s
1 ASHBY	6	21.3m	9.2m (0)	10.8m (0)	1:23.80	28.71s	29.35s
2 DEBRENIKA	7	22.7m	14.0m (0)	15.4m (0)	1:23.90	28.70s	29.12s
5 LUHRSY	8	24.1m	11.0m (1)	14.8m (1)	1:24.01	28.87s	29.26s

Finish Position and metres gained

First Arrow shows distance gain/loss from 2nd Qtr to 3rd Qtr,
Second Arrow shows distance gain/loss from 3rd Qtr to Finish
Blue arrow indicates best gain in these quarters.



800

Visual positions in race at 2nd Quarter



400

Visual positions in race at 3rd Quarter



Powered by



Harness Analyser

Sectional Analysis Software

Not just form | Free Trial

www.facebook.com/PJHarnessRacing



RISE Digital, Harness Racing Australia nor the provider accepts any responsibility for the completeness or accuracy of any of the information contained herein, and makes no representations about its suitability for any particular purpose. Users should make their own judgements about those matters and/or seek independent advice. You assume all risks associated with use of data provided on this page

Pinjarra Race 7 Distance 2116m

Monday, 11 March 2024

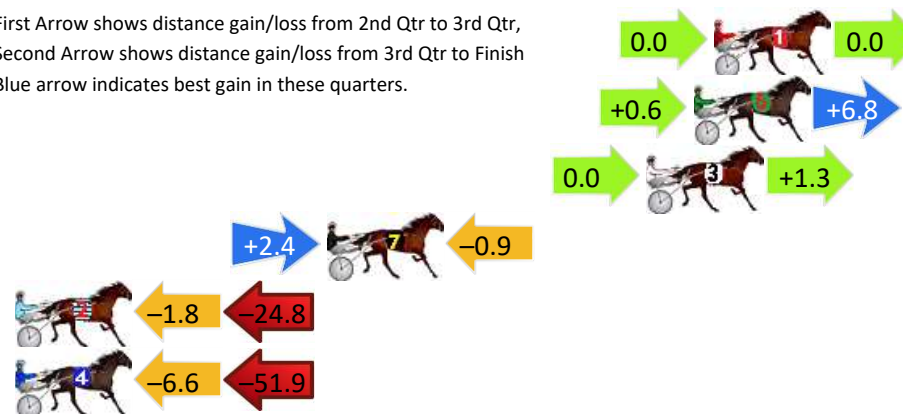
Gross Time: 2:37.90 MileRate: 2:00.10 LeadTime: 39.30s First Qtr: 31.40s Second Qtr: 29.50s Third Qtr: 29.00s Fourth Qtr: 28.70s

DATA TABLE: 800 / 400 Posi's are position from leader and (how wide the horse was at that position)

NoHorse	Plc	Mar	800 Posi	400 Posi	Time	3rd Qtr	4th Qt
1 THE FREELANCER	1	0.0m	0.0m (0)	0.0m (0)	2:37.90	29.00s	28.70s
6 THE WILDCARD	2	0.8m	8.2m (0)	7.6m (1)	2:37.96	28.95s	28.21s
3 TROUBLE SUPREME	3	2.7m	4.0m (0)	4.0m (0)	2:38.10	29.00s	28.61s
7 HES ROYAL BLUE	4	15.5m	17.0m (0)	14.6m (1)	2:39.07	28.83s	28.76s
2 CYNTHIA MAE	5	47.4m	20.8m (0)	22.6m (1)	2:41.47	29.14s	30.47s
4 HI TOMMY	6	71.3m	12.8m (0)	19.4m (0)	2:43.27	29.49s	32.40s

Finish Position and metres gained

First Arrow shows distance gain/loss from 2nd Qtr to 3rd Qtr, Second Arrow shows distance gain/loss from 3rd Qtr to Finish Blue arrow indicates best gain in these quarters.



800

Visual positions in race at 2nd Quarter



400

Visual positions in race at 3rd Quarter



Powered by



Harness Analyser

Sectional Analysis Software

Not just form | Free Trial

www.facebook.com/PJHarnessRacing



RISE Digital, Harness Racing Australia nor the provider accepts any responsibility for the completeness or accuracy of any of the information contained herein, and makes no representations about its suitability for any particular purpose. Users should make their own judgements about those matters and/or seek independent advice. You assume all risks associated with use of data provided on this page

Pinjarra Race 8 Distance 1177m

Monday, 11 March 2024

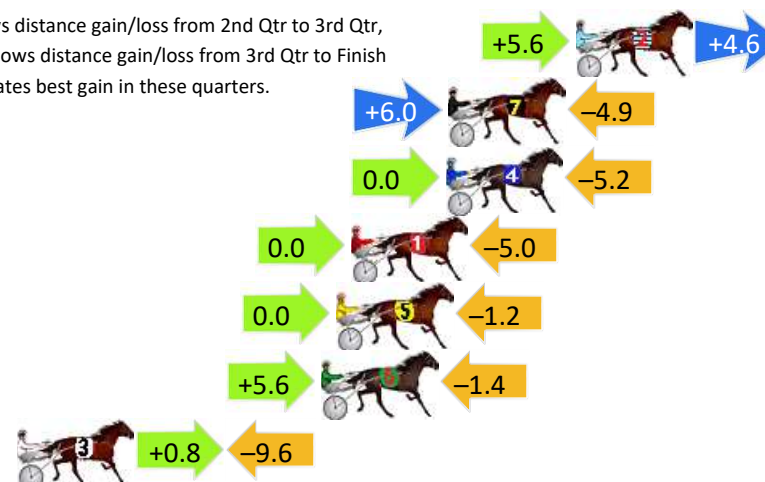
Gross Time: 1:22.50 MileRate: 1:52.80 LeadTime: 25.90s First Qtr: 0.00s Second Qtr: 0.00s Third Qtr: 28.90s Fourth Qtr: 27.70s

DATA TABLE: 800 / 400 Posi's are position from leader and (how wide the horse was at that position)

NoHorse	Plc	Mar	800 Posi	400 Posi	Time	3rd Qtr	4th Qt
2 LETS GET ROCKIN	1	0.0m	10.2m (1)	4.6m (1)	1:22.50	28.50s	27.38s
7 ROCKNROLL SASS	2	5.1m	6.2m (1)	0.2m (1)	1:22.87	28.49s	28.04s
4 HAYWIRE	3	5.2m	0.0m (0)	0.0m (0)	1:22.88	28.91s	28.06s
1 HOTFOOT IT	4	9.0m	4.0m (0)	4.0m (0)	1:23.16	28.91s	28.04s
5 ROCKIN RUFUS	5	9.6m	8.4m (0)	8.4m (0)	1:23.20	28.90s	27.78s
6 FRANCO WESTERN	6	10.2m	14.4m (1)	8.8m (1)	1:23.24	28.51s	27.80s
3 JACKPOT JOE	7	22.4m	13.6m (2)	12.8m (2)	1:24.13	28.86s	28.36s

Finish Position and metres gained

First Arrow shows distance gain/loss from 2nd Qtr to 3rd Qtr,
Second Arrow shows distance gain/loss from 3rd Qtr to Finish
Blue arrow indicates best gain in these quarters.



800

Visual positions in race at 2nd Quarter



400

Visual positions in race at 3rd Quarter



Powered by



Harness Analyser

Sectional Analysis Software

Not just form | Free Trial

www.facebook.com/PJHarnessRacing



RISE Digital, Harness Racing Australia nor the provider accepts any responsibility for the completeness or accuracy of any of the information contained herein, and makes no representations about its suitability for any particular purpose. Users should make their own judgements about those matters and/or seek independent advice. You assume all risks associated with use of data provided on this page