

Pinjarra Race 1 Distance 1684m

Monday, 18 March 2024

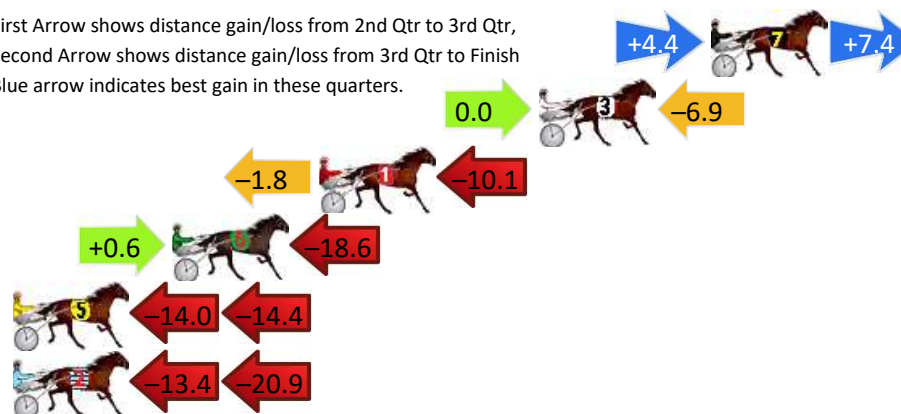
Gross Time: 2:05.20 MileRate: 1:59.60 LeadTime: 5.40s First Qtr: 30.10s Second Qtr: 32.10s Third Qtr: 28.70s Fourth Qtr: 28.90s

DATA TABLE: 800 / 400 Posi's are position from leader and (how wide the horse was at that position)

NoHorse	Plc	Mar	800 Posi	400 Posi	Time	3rd Qtr	4th Qt
7 DO IT MY WAY	1	0.0m	11.8m (1)	7.4m (1)	2:05.20	28.39s	28.37s
3 INTO THE FUTURE	2	6.9m	0.0m (0)	0.0m (0)	2:05.72	28.70s	29.40s
1 LUNAR MISS	3	15.7m	3.8m (0)	5.6m (0)	2:06.39	28.83s	29.63s
6 DAMAGE DONE	4	21.6m	3.6m (1)	3.0m (1)	2:06.84	28.65s	30.24s
5 NEWT	5	40.2m	11.8m (0)	25.8m (0)	2:08.25	29.70s	29.93s
2 CASSINI BELLE	6	42.1m	7.8m (0)	21.2m (0)	2:08.39	29.65s	30.40s

Finish Position and metres gained

First Arrow shows distance gain/loss from 2nd Qtr to 3rd Qtr,
Second Arrow shows distance gain/loss from 3rd Qtr to Finish
Blue arrow indicates best gain in these quarters.



800

Visual positions in race at 2nd Quarter



400

Visual positions in race at 3rd Quarter



Powered by



Harness Analyser

Sectional Analysis Software

Not just form | Free Trial

www.facebook.com/PJHarnessRacing



RISE Digital, Harness Racing Australia nor the provider accepts any responsibility for the completeness or accuracy of any of the information contained herein, and makes no representations about its suitability for any particular purpose. Users should make their own judgements about those matters and/or seek independent advice. You assume all risks associated with use of data provided on this page

Pinjarra Race 2 Distance 1684m

Monday, 18 March 2024


Gross Time: 2:04.60 MileRate: 1:59.10 LeadTime: 5.40s First Qtr: 30.10s Second Qtr: 29.70s Third Qtr: 29.50s Fourth Qtr: 29.90s

DATA TABLE: 800 / 400 Posi's are position from leader and (how wide the horse was at that position)

NoHorse	Plc	Mar	800 Posi	400 Posi	Time	3rd Qtr	4th Qt
5 ABUNDANCE	1	0.0m	4.0m (0)	4.4m (0)	2:04.60	29.53s	29.57s
7 MAJESTIC COURTNEY	2	0.2m	0.0m (0)	0.0m (0)	2:04.62	29.50s	29.91s
4 NICKYS SON	3	11.3m	9.0m (1)	9.4m (1)	2:05.49	29.53s	30.04s
3 TENNERSON	4	22.0m	8.2m (0)	12.8m (0)	2:06.32	29.84s	30.58s
8 BONNIE RAE	5	28.2m	13.4m (1)	12.0m (2)	2:06.81	29.39s	31.10s
6 SKY EAGLE	6	43.8m	24.8m (0)	29.2m (0)	2:08.03	29.82s	30.99s
10 MAJESTIC MARION	7	49.4m	18.0m (1)	21.4m (1)	2:08.47	29.74s	31.98s
9 GRAND MAJESTIC BELLS	8	70.2m	4.6m (1)	15.2m (1)	2:10.10	30.26s	33.99s
2 QUIGGLEY	9	77.8m	15.0m (0)	22.4m (0)	2:10.69	30.02s	34.02s

Finish Position and metres gained

First Arrow shows distance gain/loss from 2nd Qtr to 3rd Qtr,
Second Arrow shows distance gain/loss from 3rd Qtr to Finish
Blue arrow indicates best gain in these quarters.



800

Visual positions in race at 2nd Quarter



400

Visual positions in race at 3rd Quarter



Powered by



Harness Analyser

Sectional Analysis Software

Not just form | Free Trial

www.facebook.com/PJHarnessRacing



RISE Digital, Harness Racing Australia nor the provider accepts any responsibility for the completeness or accuracy of any of the information contained herein, and makes no representations about its suitability for any particular purpose. Users should make their own judgements about those matters and/or seek independent advice. You assume all risks associated with use of data provided on this page

Pinjarra Race 3 Distance 1684m

Monday, 18 March 2024

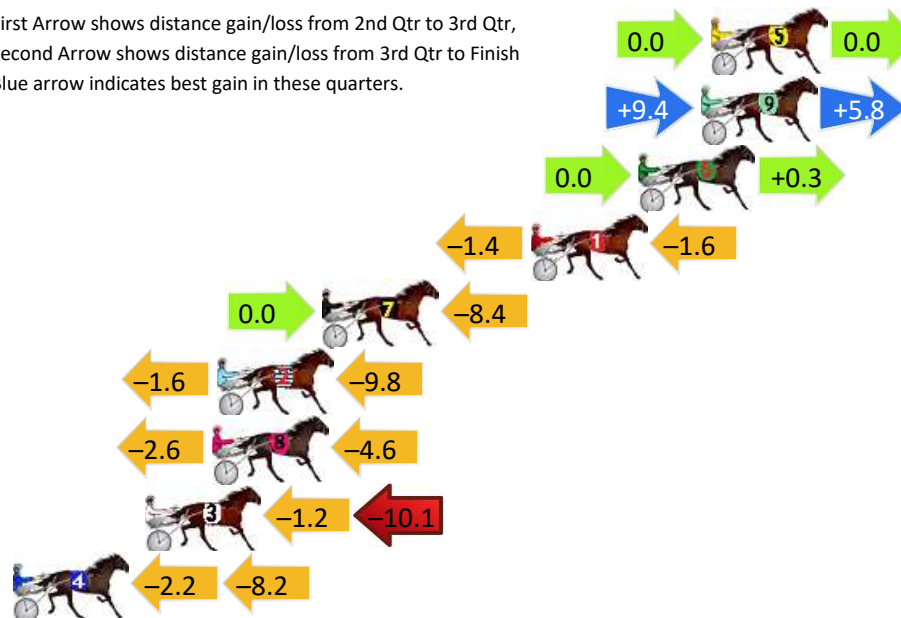
Gross Time: 2:02.90 MileRate: 1:57.50 LeadTime: 5.80s First Qtr: 28.90s Second Qtr: 30.20s Third Qtr: 29.20s Fourth Qtr: 28.80s

DATA TABLE: 800 / 400 Posi's are position from leader and (how wide the horse was at that position)

NoHorse	Plc	Mar	800 Posi	400 Posi	Time	3rd Qtr	4th Qt
5 SHES A MARE	1	0.0m	0.0m (0)	0.0m (0)	2:02.90	29.20s	28.80s
9 RAJAH ROCKS	2	0.4m	15.6m (1)	6.2m (2)	2:02.93	28.52s	28.38s
6 MASTER DUKE	3	2.9m	3.2m (1)	3.2m (1)	2:03.12	29.20s	28.78s
1 GAITCRASHER	4	7.2m	4.2m (0)	5.6m (0)	2:03.44	29.30s	28.91s
7 ICY COLD	5	15.6m	7.2m (1)	7.2m (1)	2:04.08	29.20s	29.40s
2 CODENAME ELLIOT	6	19.8m	8.4m (0)	10.0m (0)	2:04.40	29.32s	29.50s
8 SONIC SEELSTER	7	20.0m	12.8m (0)	15.4m (0)	2:04.41	29.39s	29.13s
3 FOLLOW THEROCKSTAR	8	22.7m	11.4m (1)	12.6m (1)	2:04.62	29.29s	29.52s
4 BROOKVALEGIRL	9	28.6m	18.2m (0)	20.4m (0)	2:05.06	29.36s	29.39s

Finish Position and metres gained

First Arrow shows distance gain/loss from 2nd Qtr to 3rd Qtr,
Second Arrow shows distance gain/loss from 3rd Qtr to Finish
Blue arrow indicates best gain in these quarters.



Visual positions in race at 2nd Quarter



Visual positions in race at 3rd Quarter

Pinjarra Race 4 Distance 1684m

Monday, 18 March 2024

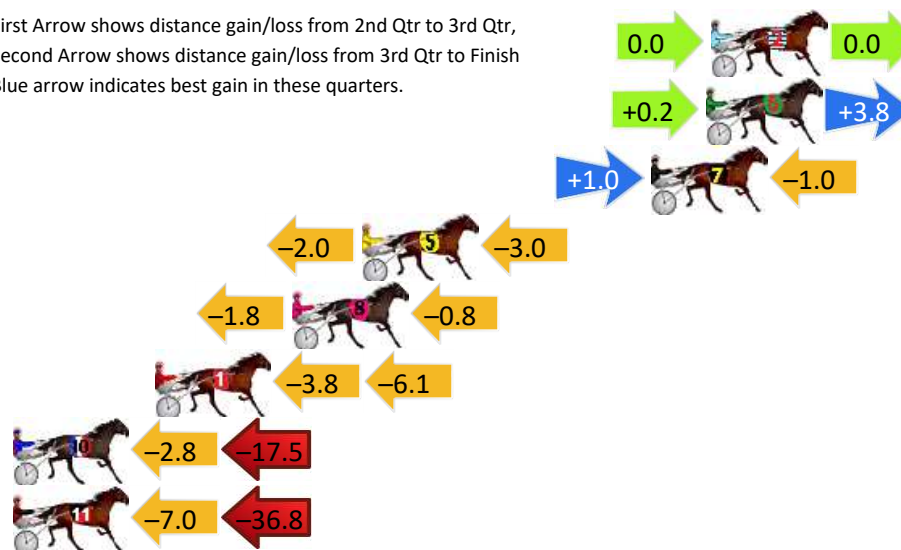
Gross Time: 2:03.70 MileRate: 1:58.20 LeadTime: 6.20s First Qtr: 30.50s Second Qtr: 29.60s Third Qtr: 28.40s Fourth Qtr: 29.00s

DATA TABLE: 800 / 400 Posi's are position from leader and (how wide the horse was at that position)

NoHorse	Plc	Mar	800 Posi	400 Posi	Time	3rd Qtr	4th Qt
2 CHILLI PUNTER	1	0.0m	0.0m (0)	0.0m (0)	2:03.70	28.40s	29.00s
6 PECUNIOUS	2	0.2m	4.2m (0)	4.0m (0)	2:03.72	28.39s	28.73s
7 WORLD SECRET	3	2.4m	2.4m (1)	1.4m (1)	2:03.88	28.33s	29.07s
5 LUCIENNE	4	14.0m	9.0m (0)	11.0m (0)	2:04.77	28.54s	29.22s
8 IDEAL IVANA	5	16.8m	14.2m (0)	16.0m (0)	2:04.98	28.53s	29.06s
1 BETTOR HAVE FAITH	6	22.3m	12.4m (1)	16.2m (2)	2:05.40	28.67s	29.44s
10 DEBRENIKA	7	39.1m	18.8m (0)	21.6m (0)	2:06.68	28.59s	30.26s
11 CUTTING ROSES	8	52.0m	8.2m (1)	15.2m (1)	2:07.66	28.87s	31.65s

Finish Position and metres gained

First Arrow shows distance gain/loss from 2nd Qtr to 3rd Qtr,
Second Arrow shows distance gain/loss from 3rd Qtr to Finish
Blue arrow indicates best gain in these quarters.



800

Visual positions in race at 2nd Quarter



400

Visual positions in race at 3rd Quarter



Powered by



Harness Analyser

Sectional Analysis Software

Not just form | Free Trial

www.facebook.com/PJHarnessRacing



RISE Digital, Harness Racing Australia nor the provider accepts any responsibility for the completeness or accuracy of any of the information contained herein, and makes no representations about its suitability for any particular purpose. Users should make their own judgements about those matters and/or seek independent advice. You assume all risks associated with use of data provided on this page

Pinjarra Race 5 Distance 1684m

Monday, 18 March 2024

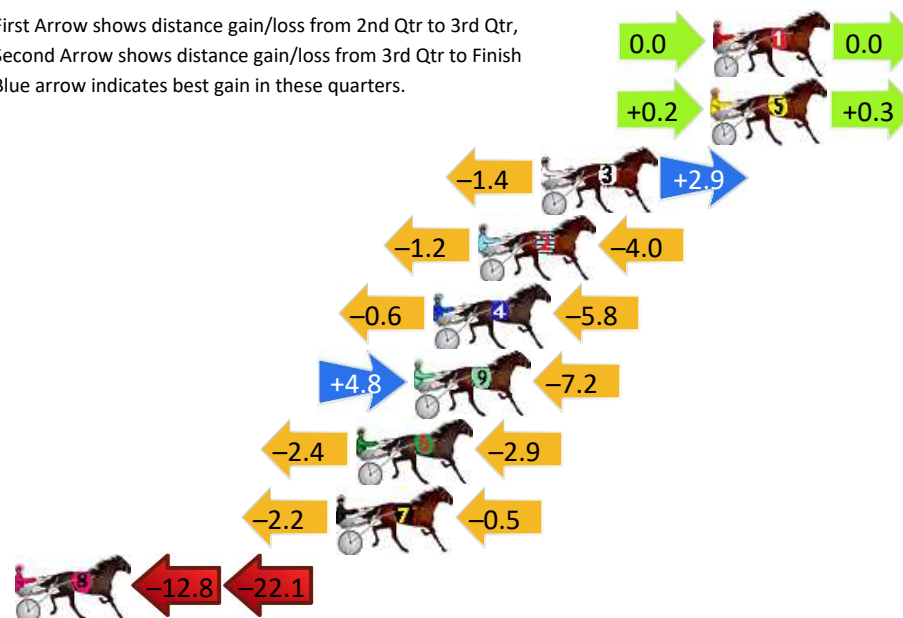
Gross Time: 2:00.10 MileRate: 1:54.80 LeadTime: 5.80s First Qtr: 27.90s Second Qtr: 28.30s Third Qtr: 29.40s Fourth Qtr: 28.70s

DATA TABLE: 800 / 400 Posi's are position from leader and (how wide the horse was at that position)

No	Horse	Plc	Mar	800 Posi	400 Posi	Time	3rd Qtr	4th Qt
1	MIKIS BEACH	1	0.0m	0.0m (0)	0.0m (0)	2:00.10	29.40s	28.70s
5	STORM THE BEACH	2	0.1m	0.6m (1)	0.4m (1)	2:00.11	29.39s	28.68s
3	ROAD CLOSURE	3	6.9m	8.4m (0)	9.8m (0)	2:00.62	29.50s	28.49s
2	AMERICAN DUTCHESS	4	9.4m	4.2m (0)	5.4m (0)	2:00.81	29.49s	28.99s
4	LUKE ATTACK	5	11.2m	4.8m (1)	5.4m (1)	2:00.94	29.45s	29.11s
9	HAYWIRE	6	12.0m	9.6m (2)	4.8m (2)	2:01.00	29.06s	29.21s
6	THE FREELANCER	7	14.3m	9.0m (1)	11.4m (1)	2:01.18	29.58s	28.91s
7	THE DARK NIGHT	8	15.1m	12.4m (0)	14.6m (0)	2:01.24	29.56s	28.74s
8	LOUIE LEBEAU	9	39.1m	4.2m (2)	17.0m (1)	2:03.05	30.34s	30.28s

Finish Position and metres gained

First Arrow shows distance gain/loss from 2nd Qtr to 3rd Qtr,
Second Arrow shows distance gain/loss from 3rd Qtr to Finish
Blue arrow indicates best gain in these quarters.



800

Visual positions in race at 2nd Quarter



400

Visual positions in race at 3rd Quarter



Pinjarra Race 6 Distance 1684m

Monday, 18 March 2024

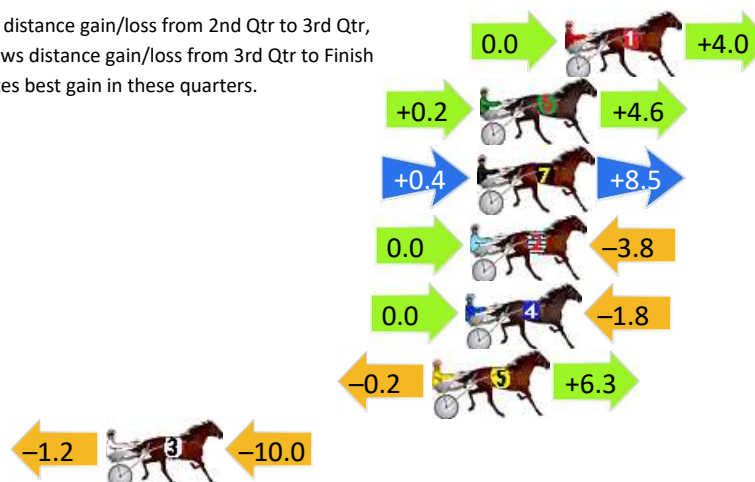
Gross Time: 1:59.50 MileRate: 1:54.20 LeadTime: 5.40s First Qtr: 29.50s Second Qtr: 28.40s Third Qtr: 28.50s Fourth Qtr: 27.70s

DATA TABLE: 800 / 400 Posi's are position from leader and (how wide the horse was at that position)

NoHorse	Plc	Mar	800 Posi	400 Posi	Time	3rd Qtr	4th Qt
1 ADVANTAGE	1	0.0m	4.0m (0)	4.0m (0)	1:59.50	28.50s	27.42s
6 BETTOR MOVE ALONG	2	3.4m	8.2m (0)	8.0m (0)	1:59.75	28.48s	27.38s
7 ROCKNROLL SASS	3	3.5m	12.4m (0)	12.0m (0)	1:59.76	28.46s	27.11s
2 THE WILDCARD	4	3.8m	0.0m (0)	0.0m (0)	1:59.78	28.50s	27.96s
4 SKYLORD	5	4.0m	2.2m (1)	2.2m (1)	1:59.79	28.50s	27.82s
5 LETS GET ROCKIN	6	5.3m	11.4m (1)	11.6m (2)	1:59.89	28.51s	27.27s
3 JACKPOT JOE	7	18.4m	7.2m (1)	8.4m (1)	2:00.84	28.59s	28.39s

Finish Position and metres gained

First Arrow shows distance gain/loss from 2nd Qtr to 3rd Qtr,
Second Arrow shows distance gain/loss from 3rd Qtr to Finish
Blue arrow indicates best gain in these quarters.



800

Visual positions in race at 2nd Quarter



400

Visual positions in race at 3rd Quarter



Powered by



Harness Analyser

Sectional Analysis Software

Not just form | Free Trial

www.facebook.com/PJHarnessRacing



RISE Digital, Harness Racing Australia nor the provider accepts any responsibility for the completeness or accuracy of any of the information contained herein, and makes no representations about its suitability for any particular purpose. Users should make their own judgements about those matters and/or seek independent advice. You assume all risks associated with use of data provided on this page

Pinjarra Race 7 Distance 1684m

Monday, 18 March 2024

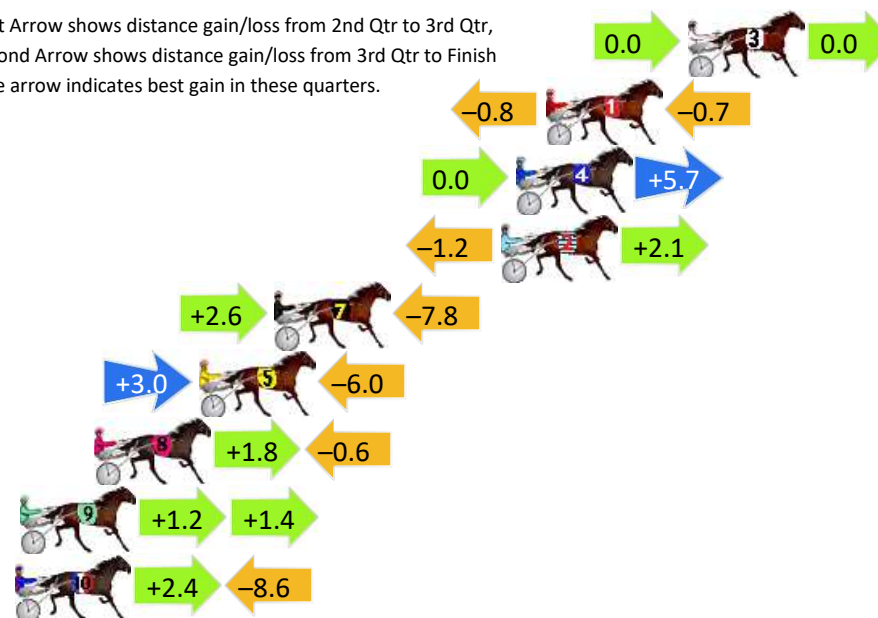
Gross Time: 1:58.90 MileRate: 1:53.60 LeadTime: 5.30s First Qtr: 29.50s Second Qtr: 29.40s Third Qtr: 27.80s Fourth Qtr: 26.90s

DATA TABLE: 800 / 400 Posi's are position from leader and (how wide the horse was at that position)

NoHorse	Plc	Mar	800 Posi	400 Posi	Time	3rd Qtr	4th Qt
3 STENO	1	0.0m	0.0m (0)	0.0m (0)	1:58.90	27.80s	26.90s
1 MACHS LEGACY	2	5.7m	4.2m (0)	5.0m (0)	1:59.30	27.86s	26.95s
4 CYCLONE CHARLOTTE	3	6.9m	12.6m (0)	12.6m (2)	1:59.39	27.79s	26.52s
2 MIGHTHAVTIME	4	7.5m	8.4m (0)	9.6m (0)	1:59.43	27.88s	26.76s
7 THREE RUMOURS	5	16.6m	11.4m (1)	8.8m (1)	2:00.08	27.63s	27.42s
5 FLAMETREE	6	19.6m	16.6m (0)	13.6m (0)	2:00.29	27.60s	27.30s
8 ZEPHYRA	7	23.8m	25.0m (0)	23.2m (0)	2:00.59	27.68s	26.94s
9 LADY JADORE	8	26.8m	29.4m (0)	28.2m (0)	2:00.80	27.72s	26.81s
10 MISS BOUDICA	9	27.0m	20.8m (0)	18.4m (0)	2:00.81	27.65s	27.48s

Finish Position and metres gained

First Arrow shows distance gain/loss from 2nd Qtr to 3rd Qtr,
Second Arrow shows distance gain/loss from 3rd Qtr to Finish
Blue arrow indicates best gain in these quarters.



800

Visual positions in race at 2nd Quarter



400

Visual positions in race at 3rd Quarter



Pinjarra Race 8 Distance 1684m

Monday, 18 March 2024

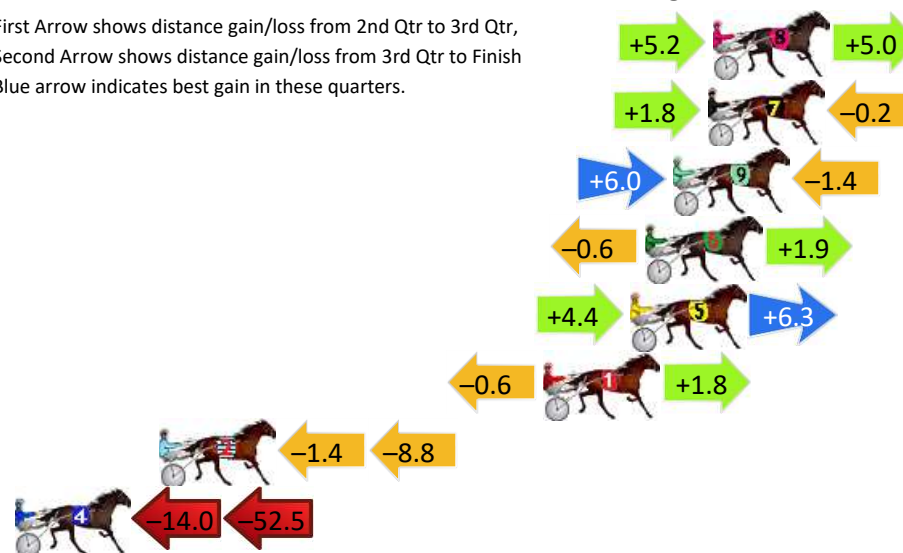
Gross Time: 1:57.30 MileRate: 1:52.10 LeadTime: 5.60s First Qtr: 27.30s Second Qtr: 28.80s Third Qtr: 27.60s Fourth Qtr: 28.00s

DATA TABLE: 800 / 400 Posi's are position from leader and (how wide the horse was at that position)

NoHorse	Plc	Mar	800 Posi	400 Posi	Time	3rd Qtr	4th Qt
8 IDEAL AGENT	1	0.0m	10.2m (1)	5.0m (1)	1:57.30	27.24s	27.65s
7 SWINGBAND	2	0.2m	1.8m (1)	0.0m (0)	1:57.31	27.48s	28.01s
9 LAVRA JOE	3	1.6m	6.2m (1)	0.2m (1)	1:57.42	27.18s	28.10s
6 JUMPINGJACKMAC	4	2.7m	4.0m (0)	4.6m (0)	1:57.50	27.64s	27.87s
5 VALENTINES BROOK	5	3.3m	14.0m (1)	9.6m (1)	1:57.54	27.30s	27.56s
1 WATTS UP SUNSHINE	6	6.8m	8.0m (0)	8.6m (0)	1:57.80	27.64s	27.87s
2 SOHO DOW JONES	7	22.2m	12.0m (0)	13.4m (1)	1:58.93	27.69s	28.61s
4 DIEGO	8	66.5m	0.0m (0)	14.0m (0)	2:02.19	28.54s	31.65s

Finish Position and metres gained

First Arrow shows distance gain/loss from 2nd Qtr to 3rd Qtr,
Second Arrow shows distance gain/loss from 3rd Qtr to Finish
Blue arrow indicates best gain in these quarters.



800

Visual positions in race at 2nd Quarter



400

Visual positions in race at 3rd Quarter



Powered by



Harness Analyser

Sectional Analysis Software

Not just form | Free Trial

www.facebook.com/PJHarnessRacing



RISE Digital, Harness Racing Australia nor the provider accepts any responsibility for the completeness or accuracy of any of the information contained herein, and makes no representations about its suitability for any particular purpose. Users should make their own judgements about those matters and/or seek independent advice. You assume all risks associated with use of data provided on this page

Pinjarra Race 9 Distance 1684m

Monday, 18 March 2024

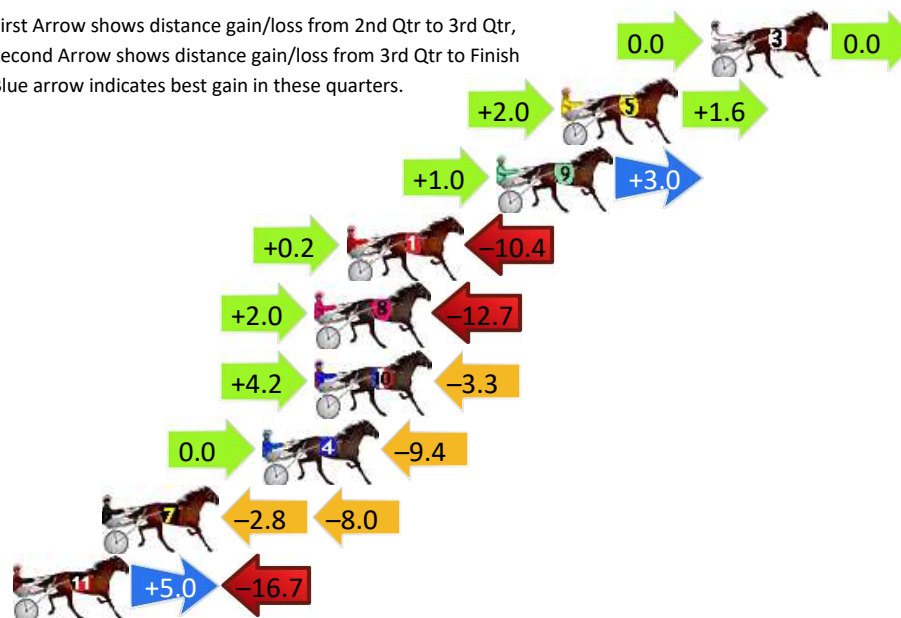
Gross Time: 2:02.60 MileRate: 1:57.20 LeadTime: 5.40s First Qtr: 29.70s Second Qtr: 30.30s Third Qtr: 29.30s Fourth Qtr: 27.90s

DATA TABLE: 800 / 400 Posi's are position from leader and (how wide the horse was at that position)

No	Horse	Plc	Mar	800 Posi	400 Posi	Time	3rd Qtr	4th Qt
3	FRANCO ENCORE	1	0.0m	0.0m (0)	0.0m (0)	2:02.60	29.30s	27.90s
5	ARTFUL MAJOR	2	6.0m	9.6m (1)	7.6m (1)	2:03.04	29.16s	27.79s
9	ISLAND TEE REX	3	8.6m	12.6m (0)	11.6m (1)	2:03.23	29.22s	27.69s
1	SOHO CONFIDENTIAL	4	14.6m	4.4m (0)	4.2m (0)	2:03.67	29.30s	28.62s
8	JINGLING JEWELS	5	15.9m	5.2m (1)	3.2m (1)	2:03.77	29.18s	28.78s
10	TORREVEAN VELOCE	6	15.9m	16.8m (0)	12.6m (0)	2:03.77	29.01s	28.13s
4	ALTA FREEWAY	7	18.0m	8.6m (0)	8.6m (0)	2:03.92	29.32s	28.55s
7	IM LIGHTNING BANNER	8	24.4m	13.6m (1)	16.4m (1)	2:04.39	29.51s	28.45s
11	CASSINI STAR	9	33.3m	21.6m (0)	16.6m (0)	2:05.04	28.97s	29.06s

Finish Position and metres gained

First Arrow shows distance gain/loss from 2nd Qtr to 3rd Qtr,
Second Arrow shows distance gain/loss from 3rd Qtr to Finish
Blue arrow indicates best gain in these quarters.



800

Visual positions in race at 2nd Quarter



400

Visual positions in race at 3rd Quarter



Powered by



Harness Analyser

Sectional Analysis Software

Not just form | Free Trial

www.facebook.com/PJHarnessRacing



RISE Digital, Harness Racing Australia nor the provider accepts any responsibility for the completeness or accuracy of any of the information contained herein, and makes no representations about its suitability for any particular purpose. Users should make their own judgements about those matters and/or seek independent advice. You assume all risks associated with use of data provided on this page

Pinjarra Race 10 Distance 1684m

Monday, 18 March 2024


Gross Time: 2:01.70 MileRate: 1:56.30 LeadTime: 5.50s First Qtr: 28.90s Second Qtr: 29.40s Third Qtr: 28.70s Fourth Qtr: 29.20s

DATA TABLE: 800 / 400 Posi's are position from leader and (how wide the horse was at that position)

No	Horse	Plc	Mar	800 Posi	400 Posi	Time	3rd Qtr	4th Qt
7	HUNT THE MAGIC	1	0.0m	16.2m (1)	10.8m (2)	2:01.70	28.32s	28.42s
1	RECOVER LOVER	2	3.7m	0.0m (0)	0.0m (0)	2:01.98	28.70s	29.47s
9	SWEET VIVIENNE	3	4.3m	3.6m (1)	2.8m (1)	2:02.03	28.64s	29.31s
4	SPORTING GRACE	4	4.7m	4.0m (0)	4.0m (0)	2:02.06	28.70s	29.25s
6	QUATTROSE	5	5.2m	7.6m (1)	6.8m (1)	2:02.10	28.64s	29.08s
8	HEART OF SAHARA	6	6.9m	11.8m (1)	10.8m (1)	2:02.23	28.63s	28.92s
3	ADDA LOMBO	7	10.8m	8.4m (0)	8.6m (0)	2:02.53	28.71s	29.36s
5	CYNTHIA MAE	8	11.6m	12.6m (0)	12.6m (0)	2:02.59	28.70s	29.13s
10	BRULEE	9	37.4m	21.4m (1)	18.4m (1)	2:04.56	28.47s	30.58s

Finish Position and metres gained

First Arrow shows distance gain/loss from 2nd Qtr to 3rd Qtr,
Second Arrow shows distance gain/loss from 3rd Qtr to Finish
Blue arrow indicates best gain in these quarters.



Visual positions in race at 2nd Quarter

800



Visual positions in race at 3rd Quarter

400



Powered by



Harness Analyser

Sectional Analysis Software

Not just form | Free Trial

www.facebook.com/PJHarnessRacing



RISE Digital, Harness Racing Australia nor the provider accepts any responsibility for the completeness or accuracy of any of the information contained herein, and makes no representations about its suitability for any particular purpose. Users should make their own judgements about those matters and/or seek independent advice. You assume all risks associated with use of data provided on this page

Pinjarra Race 11 Distance 1684m

Monday, 18 March 2024

Gross Time: 2:05.80 MileRate: 2:00.20 LeadTime: 6.00s First Qtr: 30.90s Second Qtr: 30.50s Third Qtr: 29.30s Fourth Qtr: 29.10s

DATA TABLE: 800 / 400 Posi's are position from leader and (how wide the horse was at that position)

No	Horse	Plc	Mar	800 Posi	400 Posi	Time	3rd Qtr	4th Qt
2	YANKIE KEV	1	0.0m	0.0m (0)	0.0m (0)	2:05.80	29.30s	29.10s
4	CINDYS SECRET	2	3.5m	3.4m (1)	1.8m (1)	2:06.07	29.18s	29.22s
9	GO MARIO	3	6.2m	17.0m (1)	11.8m (2)	2:06.27	28.92s	28.69s
5	RIGGERS RIVER	4	9.4m	10.4m (0)	6.8m (3)	2:06.52	29.04s	29.29s
6	KRIPKE	5	18.3m	14.4m (0)	9.6m (1)	2:07.20	28.95s	29.73s
7	PLASTERED	6	21.0m	8.2m (1)	7.0m (2)	2:07.40	29.22s	30.11s
8	THE THIRSTY VET	7	21.1m	12.2m (1)	16.8m (1)	2:07.41	29.63s	29.41s
3	DELIGHTABLE	8	25.0m	6.4m (0)	7.6m (0)	2:07.71	29.39s	30.36s
1	LUCY HELEN	9	140.2m	100.0m (0)	120.0m (0)	2:16.50	30.76s	30.56s

Finish Position and metres gained

First Arrow shows distance gain/loss from 2nd Qtr to 3rd Qtr,
Second Arrow shows distance gain/loss from 3rd Qtr to Finish
Blue arrow indicates best gain in these quarters.

