

Gloucester Park Race 1 Distance 2130m



Friday, 19 April 2024

Gross Time: 2:33.20 MileRate: 1:55.70 LeadTime: 37.20s First Qtr: 30.20s Second Qtr: 29.20s Third Qtr: 28.30s Fourth Qtr: 28.30s

DATA TABLE: 800 / 400 Posi's are position from leader and (how wide the horse was at that position)

NoHorse	Plc	Mar	800 Posi	400 Posi	Time	3rd Qtr	4th Qt
5 LOUCID DREAMS	1	0.0m	0.0m (0)	0.0m (0)	2:33.20	28.30s	28.30s
10 FEELING ACES	2	10.1m	12.2m (0)	15.7m (1)	2:33.95	28.54s	27.95s
6 RICHIE REACTOR	3	11.3m	3.7m (0)	5.1m (0)	2:34.04	28.40s	28.78s
4 GREGARMY	4	14.7m	2.0m (1)	10.3m (1)	2:34.29	28.88s	28.67s
12 ACOLTNAMEDSU	5	17.3m	16.2m (0)	17.1m (0)	2:34.49	28.36s	28.39s
1 THE KRAKEN	6	21.5m	8.0m (0)	12.8m (0)	2:34.80	28.64s	29.00s
9 FLY TO FAME	7	23.7m	23.0m (0)	23.3m (0)	2:34.96	28.32s	28.42s
11 PER ARDUA AD ASTRA	8	23.8m	15.1m (1)	20.8m (1)	2:34.97	28.70s	28.61s
8 ROCK ME OVER	9	31.4m	19.1m (1)	21.9m (4)	2:35.53	28.50s	29.09s
3 AMAZING AMERICAN	10	71.0m	6.3m (1)	16.3m (2)	2:38.48	29.01s	32.43s
2 HENWOOD BAY	11	71.8m	10.8m (1)	19.1m (3)	2:38.54	28.88s	32.29s

Finish Position and metres gained



Gloucester Park Race 2 Distance 2130m

Friday, 19 April 2024




Gross Time: 2:33.70 MileRate: 1:56.10 LeadTime: 36.20s First Qtr: 30.70s Second Qtr: 30.20s Third Qtr: 28.50s Fourth Qtr: 28.10s

DATA TABLE: 800 / 400 Posi's are position from leader and (how wide the horse was at that position)

No	Horse	Plc	Mar	800 Posi	400 Posi	Time	3rd Qtr	4th Qt
1	STATE OF HEAVEN	1	0.0m	0.0m (0)	0.0m (0)	2:33.70	28.50s	28.10s
2	MAGNUS VICTOR	2	1.2m	6.2m (1)	7.1m (1)	2:33.79	28.56s	27.69s
6	HES NEVER BEEN BETA	3	3.3m	2.0m (1)	3.2m (1)	2:33.94	28.58s	28.12s
10	BRICKIES DREAM	4	5.3m	4.2m (0)	4.8m (0)	2:34.09	28.54s	28.15s
12	TRAVELBAN	5	5.3m	8.2m (0)	8.8m (0)	2:34.09	28.54s	27.87s
7	POST GAME	6	5.6m	18.4m (1)	15.1m (2)	2:34.11	28.26s	27.45s
5	BETTOR MOVE ALONG	7	6.5m	9.9m (1)	10.3m (2)	2:34.18	28.52s	27.86s
4	JOEY JAMES	8	8.8m	16.7m (0)	17.4m (0)	2:34.35	28.54s	27.53s
8	ME FLASH	9	9.4m	20.5m (0)	19.9m (1)	2:34.39	28.45s	27.39s
3	IDEAL TOMADO	10	10.0m	12.7m (0)	13.4m (0)	2:34.44	28.54s	27.90s
9	BEE JAYS BOY	11	13.4m	24.6m (0)	24.5m (0)	2:34.69	28.48s	27.37s
11	ANOTHERBIGMAN	12	28.3m	14.1m (1)	13.1m (1)	2:35.79	28.42s	29.27s

Finish Position and metres gained

First Arrow shows distance gain/loss from 2nd Qtr to 3rd Qtr, Second Arrow shows distance gain/loss from 3rd Qtr to Finish
Blue arrow indicates best gain in these quarters.



Gloucester Park Race 3 Distance 2130m

Friday, 19 April 2024


Gross Time: 2:34.40 MileRate: 1:56.60 LeadTime: 38.00s First Qtr: 31.10s Second Qtr: 29.30s Third Qtr: 27.70s Fourth Qtr: 28.30s

DATA TABLE: 800 / 400 Posi's are position from leader and (how wide the horse was at that position)

No	Horse	Plc	Mar	800 Posi	400 Posi	Time	3rd Qtr	4th Qt
11	EL CHEMA	1	0.0m	5.2m (1)	2.7m (2)	2:34.40	27.52s	28.12s
3	OCTOBER REIGN	2	5.1m	3.8m (0)	4.6m (0)	2:34.78	27.76s	28.36s
1	COWBOYS N BANDITS	3	6.5m	8.1m (0)	6.6m (1)	2:34.88	27.60s	28.32s
2	ONESMARTFELLA	4	6.7m	0.0m (0)	0.0m (0)	2:34.90	27.70s	28.80s
7	ALTA RHETT	5	9.4m	13.4m (1)	11.5m (1)	2:35.10	27.58s	28.20s
12	THOMSON BAY	6	15.8m	9.3m (1)	7.5m (2)	2:35.57	27.58s	28.95s
5	DOC HOLLIDAY	7	17.4m	16.9m (0)	16.4m (0)	2:35.69	27.68s	28.45s
10	RUPERT OF LINCOLN	8	17.8m	11.9m (0)	11.5m (0)	2:35.72	27.68s	28.82s
8	FIREROCKFIREROLL	9	19.2m	21.5m (0)	23.0m (0)	2:35.83	27.82s	28.13s
4	PAROQUET	10	27.4m	0.6m (1)	1.5m (1)	2:36.44	27.76s	30.24s

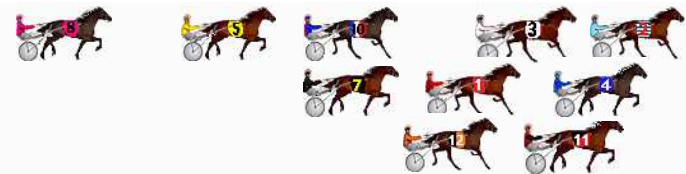
Finish Position and metres gained

First Arrow shows distance gain/loss from 2nd Qtr to 3rd Qtr, Second Arrow shows distance gain/loss from 3rd Qtr to Finish
Blue arrow indicates best gain in these quarters.



800

Visual positions in race at 2nd Quarter



400

Visual positions in race at 3rd Quarter



Gloucester Park Race 4 Distance 2130m

Friday, 19 April 2024


Gross Time: 2:32.10 MileRate: 1:54.90 LeadTime: 37.00s First Qtr: 28.90s Second Qtr: 29.30s Third Qtr: 28.40s Fourth Qtr: 28.50s

DATA TABLE: 800 / 400 Posi's are position from leader and (how wide the horse was at that position)

NoHorse	Plc	Mar	800 Posi	400 Posi	Time	3rd Qtr	4th Qt
3 ELDAYTONA	1	0.0m	3.7m (0)	5.1m (0)	2:32.10	28.50s	28.14s
7 JETT STAR	2	1.6m	1.1m (1)	1.2m (1)	2:32.22	28.40s	28.54s
10 IMA FIVESTAR GENERAL	3	4.0m	11.6m (0)	12.8m (1)	2:32.40	28.48s	27.90s
4 MASTER LEIGHTON	4	7.1m	15.6m (0)	14.7m (0)	2:32.63	28.34s	27.99s
5 DOMINUS FACTUM	5	7.1m	0.0m (0)	0.0m (0)	2:32.63	28.40s	29.03s
1 FASTER THAN DAD	6	14.6m	7.9m (0)	8.5m (1)	2:33.19	28.44s	28.99s
2 MIDDLEPAGE	7	14.9m	13.9m (1)	19.0m (1)	2:33.22	28.76s	28.27s
9 LETS GET ROCKIN	8	23.2m	10.8m (2)	16.8m (2)	2:33.84	28.82s	29.05s
8 NAVY STREET	9	25.0m	9.9m (1)	12.0m (3)	2:33.97	28.55s	29.53s
6 ACUTO	10	27.1m	5.4m (1)	10.5m (2)	2:34.13	28.76s	29.78s

Finish Position and metres gained

First Arrow shows distance gain/loss from 2nd Qtr to 3rd Qtr, Second Arrow shows distance gain/loss from 3rd Qtr to Finish
Blue arrow indicates best gain in these quarters.



800

Visual positions in race at 2nd Quarter



400

Visual positions in race at 3rd Quarter



Gloucester Park Race 5 Distance 2536m

Friday, 19 April 2024


Gross Time: 3:00.60 MileRate: 1:54.60 LeadTime: 67.20s First Qtr: 28.70s Second Qtr: 27.70s Third Qtr: 28.40s Fourth Qtr: 28.60s

DATA TABLE: 800 / 400 Posi's are position from leader and (how wide the horse was at that position)

No	Horse	Plc	Mar	800 Posi	400 Posi	Time	3rd Qtr	4th Qt
1	AARDIEBYTHESEASIDE	1	0.0m	4.4m (0)	4.2m (0)	3:00.60	28.40s	28.30s
4	STENO	2	3.0m	0.0m (0)	0.0m (0)	3:00.83	28.40s	28.83s
10	STORMYSKYES	3	14.4m	9.3m (0)	9.3m (0)	3:01.68	28.42s	29.02s
5	SIMPLY SHAZ	4	17.6m	17.4m (0)	16.4m (0)	3:01.92	28.36s	28.76s
12	NULLARBOR NAVAJO	5	20.0m	24.7m (1)	21.2m (3)	3:02.10	28.20s	28.60s
3	ACHARNE GIRL	6	20.9m	13.1m (1)	17.8m (1)	3:02.17	28.76s	28.91s
7	MADDY ROCKS	7	21.6m	21.8m (0)	21.2m (0)	3:02.22	28.40s	28.72s
8	ZEPHYRA	8	21.6m	25.9m (0)	23.5m (1)	3:02.22	28.28s	28.56s
2	DONTBESILLYCHILLI	9	21.6m	13.1m (0)	13.6m (1)	3:02.22	28.46s	29.26s
11	MIGHTHAVTIME	10	24.2m	20.9m (1)	17.3m (3)	3:02.42	28.19s	29.19s
13	FLEUR DU MAQUIS	11	97.9m	16.9m (1)	35.6m (0)	3:07.95	29.76s	33.43s
6	TURN THE PAGE	12	98.2m	8.7m (1)	17.6m (2)	3:07.97	29.04s	34.73s


Finish Position and metres gained

First Arrow shows distance gain/loss from 2nd Qtr to 3rd Qtr, Second Arrow shows distance gain/loss from 3rd Qtr to Finish
Blue arrow indicates best gain in these quarters.



800

Visual positions in race at 2nd Quarter



400

Visual positions in race at 3rd Quarter



Sectional Analysis Software

Not just form | Free Trial

www.facebook.com/PJHarnessRacing



RISE Digital, Harness Racing Australia nor the provider accepts any responsibility for the completeness or accuracy of any of the information contained herein, and makes no representations about its suitability for any particular purpose. Users should make their own judgements about those matters and/or seek independent advice. You assume all risks associated with use of data provided on this page

Gloucester Park Race 6 Distance 2536m

Friday, 19 April 2024


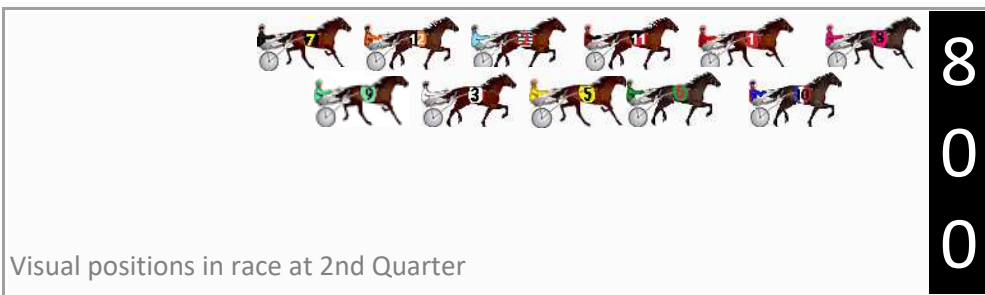

Gross Time: 3:02.10 MileRate: 1:55.60 LeadTime: 66.30s First Qtr: 29.60s Second Qtr: 28.30s Third Qtr: 28.50s Fourth Qtr: 29.40s

DATA TABLE: 800 / 400 Posi's are position from leader and (how wide the horse was at that position)

No	Horse	Plc	Mar	800 Posi	400 Posi	Time	3rd Qtr	4th Qt
8	PINNY TIGER	1	0.0m	0.0m (0)	0.0m (0)	3:02.10	28.50s	29.40s
6	STEEL THE SHOW	2	5.1m	8.0m (1)	7.6m (2)	3:02.49	28.48s	29.25s
10	TENZING BROMAC	3	5.2m	3.1m (1)	3.7m (1)	3:02.50	28.54s	29.54s
2	ALCOPONY	4	6.7m	14.2m (0)	15.6m (0)	3:02.62	28.62s	28.80s
11	HAMPTON BANNER	5	7.3m	9.7m (0)	11.6m (1)	3:02.66	28.65s	29.13s
12	WHILE THEY PRAY	6	8.1m	18.5m (0)	19.5m (0)	3:02.72	28.60s	28.62s
9	GALACTIC STAR	7	12.4m	20.5m (1)	21.4m (1)	3:03.06	28.60s	28.81s
1	ARMA EINSTEIN	8	15.2m	5.1m (0)	8.9m (0)	3:03.27	28.78s	29.93s
7	VALENTINES BROOK	9	18.1m	22.8m (0)	25.3m (0)	3:03.50	28.72s	28.98s
3	HECTOR	10	18.7m	16.2m (1)	15.6m (2)	3:03.54	28.48s	29.72s
5	DIEGO	11	20.3m	11.9m (1)	15.3m (1)	3:03.66	28.76s	29.86s

Finish Position and metres gained

First Arrow shows distance gain/loss from 2nd Qtr to 3rd Qtr,
Second Arrow shows distance gain/loss from 3rd Qtr to Finish
Blue arrow indicates best gain in these quarters.



Gloucester Park Race 7 Distance 2536m

Friday, 19 April 2024


Gross Time: 3:02.30 MileRate: 1:55.70 LeadTime: 65.40s First Qtr: 29.10s Second Qtr: 30.40s Third Qtr: 28.80s Fourth Qtr: 28.60s

DATA TABLE: 800 / 400 Posi's are position from leader and (how wide the horse was at that position)

NoHorse	Plc	Mar	800 Posi	400 Posi	Time	3rd Qtr	4th Qt
4 CATCH A WAVE	1	0.0m	7.0m (2)	5.4m (2)	3:02.30	28.68s	28.22s
9 MINSTREL	2	3.1m	0.0m (1)	0.0m (1)	3:02.53	28.80s	28.83s
6 SWINGBAND	3	3.3m	11.0m (2)	9.0m (2)	3:02.55	28.65s	28.21s
8 LAVRA JOE	4	6.2m	12.0m (1)	12.1m (1)	3:02.77	28.80s	28.21s
5 JUMPINGJACKMAC	5	8.2m	4.5m (0)	5.3m (0)	3:02.92	28.86s	28.84s
2 MIGHTY RONALDO	6	9.3m	8.1m (1)	7.6m (1)	3:03.00	28.76s	28.76s
3 HOT AND TREACHEROUS	7	12.7m	2.2m (2)	1.4m (2)	3:03.25	28.74s	29.45s
7 BLITZEMBYE	8	15.0m	8.7m (0)	9.5m (0)	3:03.43	28.86s	29.05s
10 NEVER ENDING	9	15.0m	3.9m (1)	3.7m (1)	3:03.43	28.78s	29.47s
1 SPIRIT OF ST LOUIS	10	36.4m	0.0m (0)	1.4m (0)	3:05.03	28.90s	31.24s

Finish Position and metres gained

First Arrow shows distance gain/loss from 2nd Qtr to 3rd Qtr, Second Arrow shows distance gain/loss from 3rd Qtr to Finish
Blue arrow indicates best gain in these quarters.



800

Visual positions in race at 2nd Quarter



400

Visual positions in race at 3rd Quarter



Gloucester Park Race 8 Distance 2130m

Friday, 19 April 2024

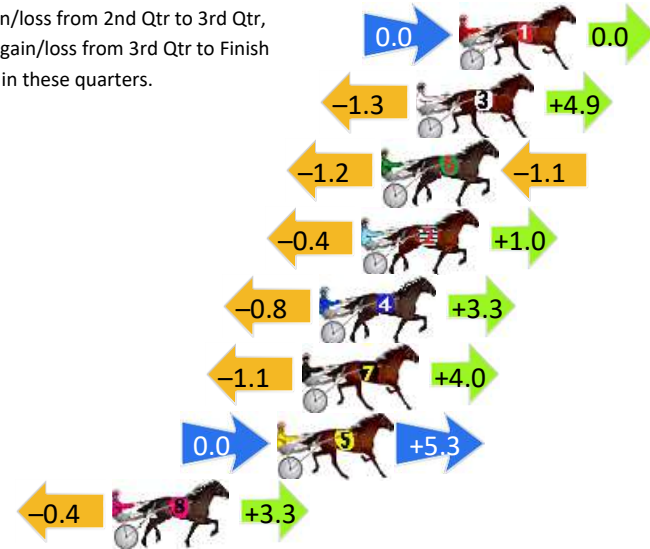
Gross Time: 2:36.60 MileRate: 1:58.30 LeadTime: 39.30s First Qtr: 31.40s Second Qtr: 29.70s Third Qtr: 28.80s Fourth Qtr: 27.40s

DATA TABLE: 800 / 400 Posi's are position from leader and (how wide the horse was at that position)

NoHorse	Plc	Mar	800 Posi	400 Posi	Time	3rd Qtr	4th Qt
1 MISTER SMARTEE	1	0.0m	0.0m (0)	0.0m (0)	2:36.60	28.80s	27.40s
3 MIKI JET	2	1.7m	5.3m (1)	6.6m (1)	2:36.72	28.88s	27.06s
6 SOLESSEO MATUCA	3	3.1m	0.8m (1)	2.0m (1)	2:36.82	28.88s	27.48s
2 STAR CASINO	4	3.9m	4.5m (0)	4.9m (0)	2:36.88	28.82s	27.34s
4 FRANCO ECUADOR	5	5.6m	8.1m (0)	8.9m (0)	2:37.00	28.84s	27.18s
7 FLYING RUMOUR	6	6.3m	9.2m (1)	10.3m (1)	2:37.05	28.86s	27.13s
5 IRA POOLE	7	7.3m	12.6m (0)	12.6m (0)	2:37.13	28.78s	27.05s
8 CLASSIC CHOICE	8	13.9m	16.8m (0)	17.2m (0)	2:37.60	28.80s	27.20s

Finish Position and metres gained

First Arrow shows distance gain/loss from 2nd Qtr to 3rd Qtr, Second Arrow shows distance gain/loss from 3rd Qtr to Finish. Blue arrow indicates best gain in these quarters.



8
0
0

Visual positions in race at 2nd Quarter



4
0
0

Visual positions in race at 3rd Quarter



Gloucester Park Race 9 Distance 2503m

Friday, 19 April 2024



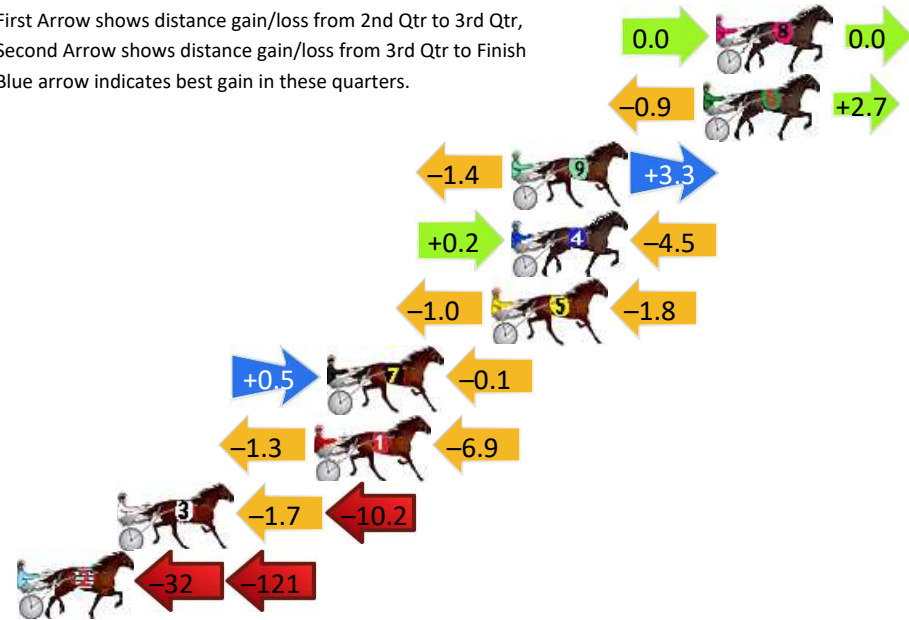
Gross Time: 3:06.80 MileRate: 1:59.60 LeadTime: 69.50s First Qtr: 31.30s Second Qtr: 29.90s Third Qtr: 28.60s Fourth Qtr: 27.50s

DATA TABLE: 800 / 400 Posi's are position from leader and (how wide the horse was at that position)

No	Horse	Plc	Mar	800 Posi	400 Posi	Time	3rd Qtr	4th Qt
8	IM THE BLACK FLASH	1	0.0m	0.0m (0)	0.0m (0)	3:06.80	28.60s	27.50s
6	SKYLOU	2	0.5m	2.3m (1)	3.2m (1)	3:06.84	28.66s	27.31s
9	CARANA	3	8.2m	10.1m (1)	11.5m (1)	3:07.39	28.68s	27.29s
4	JILL MACH	4	8.2m	3.9m (0)	3.7m (0)	3:07.39	28.58s	27.83s
5	VANDERBILT	5	9.0m	6.2m (1)	7.2m (1)	3:07.45	28.66s	27.65s
7	DEEORSE	6	15.6m	16.0m (0)	15.5m (1)	3:07.93	28.54s	27.55s
1	CALL TO ARMS	7	16.1m	7.9m (0)	9.2m (0)	3:07.97	28.68s	28.03s
3	GOV STARZZZ	8	24.0m	12.1m (0)	13.8m (0)	3:08.54	28.70s	28.28s
2	MEGA MACH	9	360.3m	208.2m (0)	239.5m (0)	3:32.87	30.50s	36.87s

Finish Position and metres gained

First Arrow shows distance gain/loss from 2nd Qtr to 3rd Qtr, Second Arrow shows distance gain/loss from 3rd Qtr to Finish
Blue arrow indicates best gain in these quarters.



Gloucester Park Race 10 Distance 2130m

Friday, 19 April 2024


Gross Time: 2:37.00 MileRate: 1:58.60 LeadTime: 38.00s First Qtr: 32.20s Second Qtr: 29.50s Third Qtr: 28.50s Fourth Qtr: 28.80s

DATA TABLE: 800 / 400 Posi's are position from leader and (how wide the horse was at that position)

No	Horse	Plc	Mar	800 Posi	400 Posi	Time	3rd Qtr	4th Qt
1	YOU FLY WITH ME	1	0.0m	4.0m (0)	3.9m (0)	2:37.00	28.50s	28.52s
2	NAME IN LIGHTS	2	2.4m	0.0m (0)	0.0m (0)	2:37.18	28.50s	28.98s
4	FOLLOW THE MUSIC	3	10.7m	12.7m (0)	12.1m (0)	2:37.81	28.46s	28.75s
11	ALEXANDRA THEGREAT	4	10.7m	8.5m (0)	8.2m (0)	2:37.81	28.48s	29.03s
5	MADDY MADDY	5	18.1m	15.8m (1)	17.7m (1)	2:38.37	28.64s	28.91s
3	POCKETFUL OF OPALS	6	23.5m	7.3m (1)	12.4m (1)	2:38.78	28.86s	29.69s
8	LIGHTFOOT LEIGH	7	25.7m	20.3m (1)	22.8m (1)	2:38.94	28.68s	29.12s
9	BATAVIA BLACKHOLE	8	27.5m	16.7m (0)	21.4m (0)	2:39.08	28.84s	29.36s
6	SOHO CONFIDENTIAL	9	28.3m	1.7m (1)	7.6m (1)	2:39.14	28.92s	30.40s
7	ROCKNROLL SPIRIT	10	33.8m	11.3m (1)	13.8m (2)	2:39.56	28.68s	30.37s

Finish Position and metres gained

First Arrow shows distance gain/loss from 2nd Qtr to 3rd Qtr, Second Arrow shows distance gain/loss from 3rd Qtr to Finish
Blue arrow indicates best gain in these quarters.



800

Visual positions in race at 2nd Quarter



400

Visual positions in race at 3rd Quarter

Gloucester Park Race 11 Distance 2130m

Friday, 19 April 2024

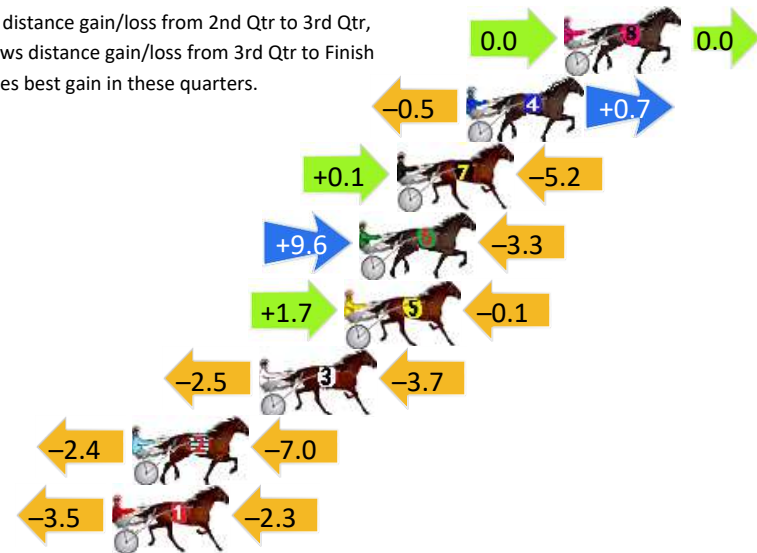
Gross Time: 2:36.40 MileRate: 1:58.10 LeadTime: 36.20s First Qtr: 32.50s Second Qtr: 31.50s Third Qtr: 29.50s Fourth Qtr: 26.70s

DATA TABLE: 800 / 400 Posi's are position from leader and (how wide the horse was at that position)

NoHorse	Plc	Mar	800 Posi	400 Posi	Time	3rd Qtr	4th Qt
8 WATER LOU	1	0.0m	0.0m (0)	0.0m (0)	2:36.40	29.50s	26.70s
4 RELATIVELY ARMA	2	3.9m	4.1m (0)	4.6m (0)	2:36.67	29.52s	26.65s
7 MISS HEPBURN	3	6.7m	1.6m (1)	1.5m (1)	2:36.87	29.48s	27.07s
6 GRAND COUTEAU	4	8.2m	14.5m (1)	4.9m (2)	2:36.98	28.78s	26.93s
5 LENORA JANE	5	8.8m	10.4m (1)	8.7m (2)	2:37.02	29.34s	26.72s
3 TAXI IT IS	6	12.2m	6.0m (1)	8.5m (0)	2:37.26	29.65s	26.97s
2 PRINCESS KATIE	7	17.3m	7.9m (0)	10.3m (1)	2:37.62	29.64s	27.20s
1 STELLAR EDITION	8	18.1m	12.3m (0)	15.8m (0)	2:37.67	29.70s	26.87s

Finish Position and metres gained

First Arrow shows distance gain/loss from 2nd Qtr to 3rd Qtr,
Second Arrow shows distance gain/loss from 3rd Qtr to Finish
Blue arrow indicates best gain in these quarters.



800

Visual positions in race at 2nd Quarter



400

Visual positions in race at 3rd Quarter

