

Pinjarra Race 1 Distance 1684m

Monday, 8 April 2024

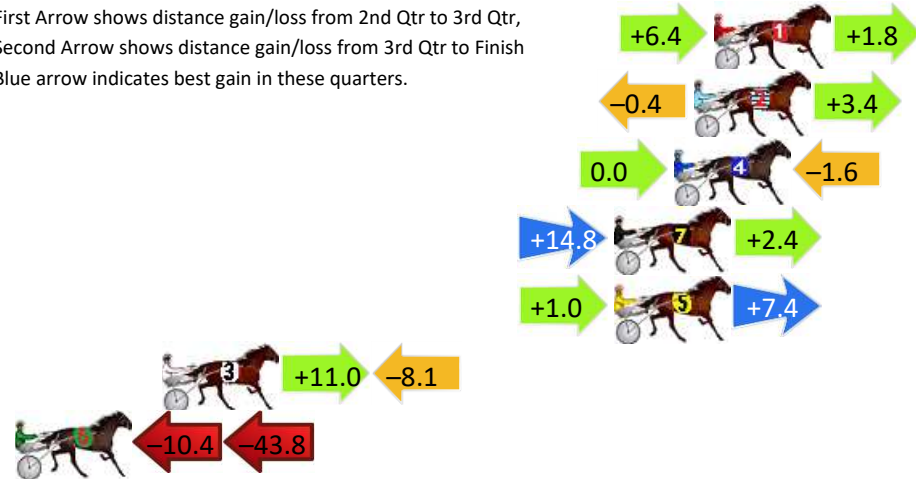
Gross Time: 2:05.50 MileRate: 1:59.90 LeadTime: 5.30s First Qtr: 29.10s Second Qtr: 32.20s Third Qtr: 29.70s Fourth Qtr: 29.20s

DATA TABLE: 800 / 400 Posi's are position from leader and (how wide the horse was at that position)

No	Horse	Plc	Mar	800 Posi	400 Posi	Time	3rd Qtr	4th Qt
1	SVENN	1	0.0m	8.2m (0)	1.8m (1)	2:05.50	29.23s	29.07s
2	LADIESHAVTIME	2	0.8m	3.8m (0)	4.2m (0)	2:05.56	29.73s	28.95s
4	INTO THE FUTURE	3	1.6m	0.0m (0)	0.0m (0)	2:05.62	29.70s	29.32s
7	DO IT MY WAY	4	4.0m	21.2m (0)	6.4m (1)	2:05.81	28.61s	29.03s
5	MAJOR TYPHOON	5	4.0m	12.4m (0)	11.4m (0)	2:05.81	29.62s	28.66s
3	KINKY	6	22.1m	25.0m (0)	14.0m (1)	2:07.19	28.90s	29.79s
6	BATAVIA WEST	7	70.8m	16.6m (0)	27.0m (0)	2:10.92	30.49s	32.38s

Finish Position and metres gained

First Arrow shows distance gain/loss from 2nd Qtr to 3rd Qtr, Second Arrow shows distance gain/loss from 3rd Qtr to Finish
Blue arrow indicates best gain in these quarters.



800

Visual positions in race at 2nd Quarter



400

Visual positions in race at 3rd Quarter



Pinjarra Race 2 Distance 2185m

Monday, 8 April 2024


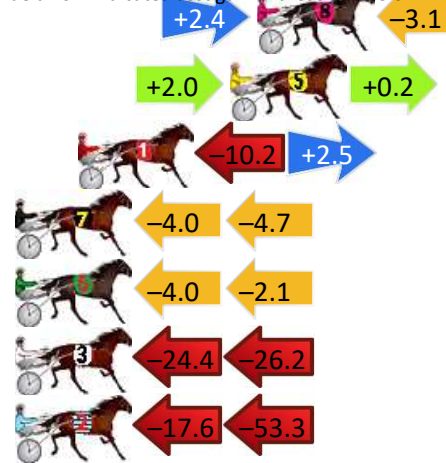
Gross Time: 2:43.40 MileRate: 2:00.40 LeadTime: 42.20s First Qtr: 30.50s Second Qtr: 29.10s Third Qtr: 29.60s Fourth Qtr: 32.00s

DATA TABLE: 800 / 400 Posi's are position from leader and (how wide the horse was at that position)

NoHorse	Plc	Mar	800 Posi	400 Posi	Time	3rd Qtr	4th Qt
4 UPTOWN LAD	1	0.0m	0.0m (0)	0.0m (0)	2:43.40	29.60s	32.00s
8 ELISH STAR	2	18.3m	17.6m (2)	15.2m (0)	2:44.93	29.41s	32.25s
5 BEEFOUR BACARDI	3	19.4m	21.6m (1)	19.6m (1)	2:45.02	29.45s	31.98s
1 THE BEAT	4	25.5m	17.8m (0)	28.0m (1)	2:45.53	30.39s	31.80s
7 STAY FOCUSED	5	36.7m	28.0m (0)	32.0m (2)	2:46.47	29.89s	32.37s
6 GRAND MAJESTIC BELLS	6	39.3m	33.2m (0)	37.2m (0)	2:46.68	29.90s	32.17s
3 TENNERSON	7	65.4m	14.8m (1)	39.2m (1)	2:48.86	31.39s	34.08s
2 MRIYA DREAM	8	84.3m	13.4m (0)	31.0m (0)	2:50.44	30.79s	36.24s

Finish Position and metres gained

First Arrow shows distance gain/loss from 2nd Qtr to 3rd Qtr, Second Arrow shows distance gain/loss from 3rd Qtr to Finish
Blue arrow indicates best gain in these quarters



Pinjarra Race 3 Distance 1177m

Monday, 8 April 2024

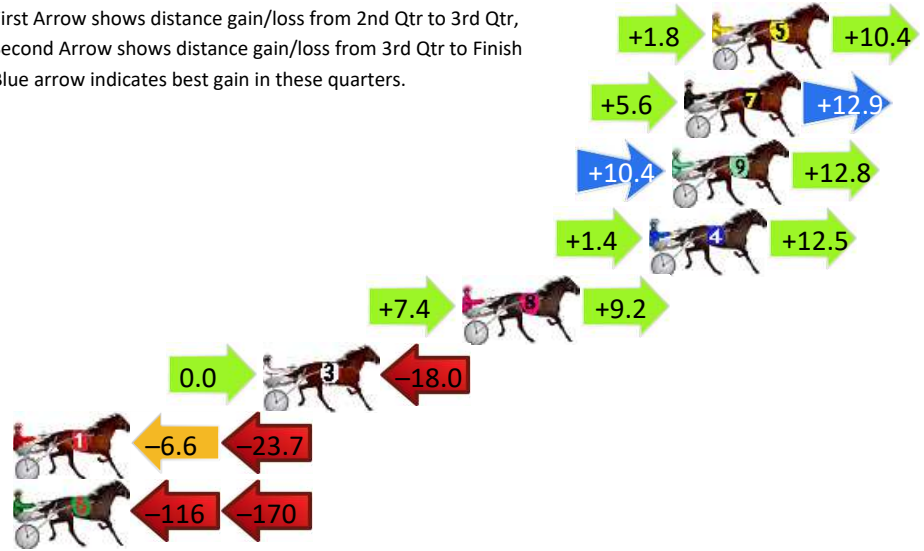
Gross Time: 1:23.90 MileRate: 1:54.70 LeadTime: 25.60s First Qtr: Second Qtr: Third Qtr: 28.30s Fourth Qtr: 30.00s

DATA TABLE: 800 / 400 Posi's are position from leader and (how wide the horse was at that position)

NoHorse	Plc	Mar	800 Posi	400 Posi	Time	3rd Qtr	4th Qt
5 MISS STEFANI	1	0.0m	12.2m (1)	10.4m (1)	1:23.90	28.19s	29.22s
7 RECOVER LOVER	2	1.1m	19.6m (0)	14.0m (0)	1:23.99	27.92s	29.04s
9 PUREST COPPER	3	1.6m	24.8m (1)	14.4m (2)	1:24.03	27.57s	29.05s
4 ASHIMA	4	2.5m	16.4m (1)	15.0m (1)	1:24.10	28.22s	29.07s
8 SEA ME SPY	5	10.0m	26.6m (0)	19.2m (0)	1:24.69	27.78s	29.31s
3 SHES A LUCKY PENNY	6	18.0m	0.0m (1)	0.0m (0)	1:25.31	28.26s	31.34s
1 ALLY ROCKS	7	33.7m	3.4m (0)	10.0m (0)	1:26.55	28.73s	31.77s
6 MORISSETTE	8	309.4m	24.8m (2)	140.0m (0)	1:48.21	36.29s	42.63s

Finish Position and metres gained

First Arrow shows distance gain/loss from 2nd Qtr to 3rd Qtr, Second Arrow shows distance gain/loss from 3rd Qtr to Finish
Blue arrow indicates best gain in these quarters.



Pinjarra Race 4 Distance 1684m

Monday, 8 April 2024

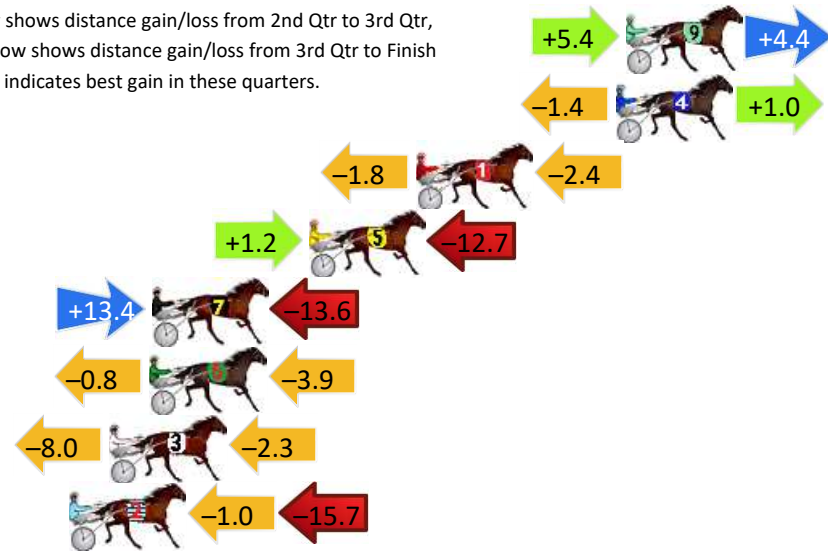
Gross Time: 2:02.90 MileRate: 1:57.40 LeadTime: 5.10s First Qtr: 30.60s Second Qtr: 30.50s Third Qtr: 27.30s Fourth Qtr: 29.40s

DATA TABLE: 800 / 400 Posi's are position from leader and (how wide the horse was at that position)

No	Horse	Plc	Mar	800 Posi	400 Posi	Time	3rd Qtr	4th Qt
9	HI SUGA RUSH	1	0.0m	9.8m (1)	4.4m (3)	2:02.90	26.93s	29.08s
4	ONLY ME AND LOU	2	0.4m	0.0m (0)	1.4m (0)	2:02.93	27.40s	29.33s
1	ALZ SUNSHINE	3	8.4m	4.2m (0)	6.0m (0)	2:03.55	27.42s	29.58s
5	SONIC SEELSTER	4	12.7m	1.2m (1)	0.0m (1)	2:03.88	27.18s	30.33s
7	ATLAS THE TITAN	5	19.0m	18.8m (1)	5.4m (2)	2:04.36	26.32s	30.39s
6	PRIME MOVER	6	19.1m	14.4m (1)	15.2m (1)	2:04.37	27.35s	29.69s
3	DELIGHTABLE	7	20.7m	10.4m (0)	18.4m (0)	2:04.50	27.86s	29.57s
2	KRIPKE	8	22.3m	5.6m (1)	6.6m (1)	2:04.62	27.33s	30.55s


Finish Position and metres gained

First Arrow shows distance gain/loss from 2nd Qtr to 3rd Qtr, Second Arrow shows distance gain/loss from 3rd Qtr to Finish Blue arrow indicates best gain in these quarters.



800

Visual positions in race at 2nd Quarter



400

Visual positions in race at 3rd Quarter



Pinjarra Race 5 Distance 1177m

Monday, 8 April 2024

Gross Time: 1:22.40 MileRate: 1:52.65 LeadTime: 25.80s First Qtr: Second Qtr: Third Qtr: 28.80s Fourth Qtr: 27.80s

DATA TABLE: 800 / 400 Posi's are position from leader and (how wide the horse was at that position)

No	Horse	Plc	Mar	800 Posi	400 Posi	Time	3rd Qtr	4th Qt
3	ROCKANDROLLARTIST	1	0.0m	0.0m (0)	0.0m (0)	1:22.40	28.80s	27.80s
4	THEYCALL ME STOOGIE	2	5.6m	8.0m (1)	6.8m (1)	1:22.81	28.71s	27.72s
2	NORTHERN GAZE	3	12.9m	4.2m (0)	4.2m (0)	1:23.34	28.81s	28.40s
10	JINGLING JEWELS	4	13.2m	2.0m (1)	2.2m (1)	1:23.37	28.83s	28.56s
5	ISAIDBOO	5	14.0m	8.8m (0)	8.8m (0)	1:23.42	28.81s	28.16s
7	HAPPICHAPPI	6	15.7m	13.0m (1)	9.2m (2)	1:23.55	28.54s	28.25s
8	BLAZE ON	7	16.1m	18.4m (1)	4.8m (2)	1:23.58	27.86s	28.58s
6	LILLY LAGUNA	8	18.0m	13.0m (0)	12.6m (1)	1:23.72	28.78s	28.17s

Finish Position and metres gained

First Arrow shows distance gain/loss from 2nd Qtr to 3rd Qtr, Second Arrow shows distance gain/loss from 3rd Qtr to Finish
Blue arrow indicates best gain in these quarters.



800

Visual positions in race at 2nd Quarter



400

Visual positions in race at 3rd Quarter



Pinjarra Race 6 Distance 2185m

Monday, 8 April 2024

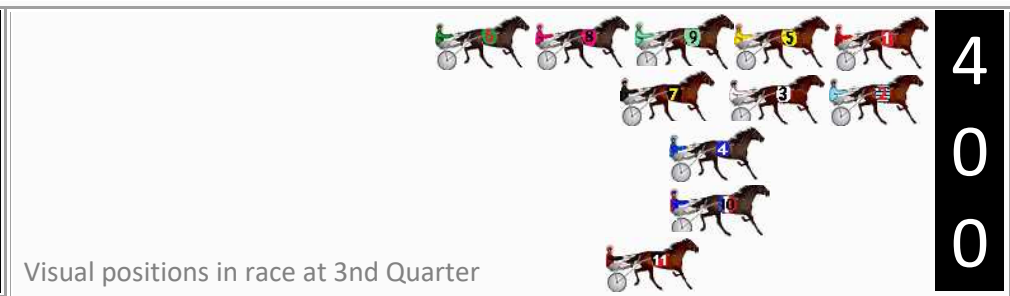

Gross Time: 2:42.10 MileRate: 1:59.40 LeadTime: 42.00s First Qtr: 34.10s Second Qtr: 29.20s Third Qtr: 27.90s Fourth Qtr: 28.90s

DATA TABLE: 800 / 400 Posi's are position from leader and (how wide the horse was at that position)

No	Horse	Plc	Mar	800 Posi	400 Posi	Time	3rd Qtr	4th Qt
11	STARLIGHT DREAM	1	0.0m	11.6m (2)	9.2m (4)	2:42.10	27.74s	28.24s
5	DOCTOR CATHERINE	2	0.5m	3.8m (0)	4.0m (0)	2:42.14	27.92s	28.65s
1	IN A WINK	3	5.5m	0.0m (0)	0.0m (0)	2:42.52	27.89s	29.30s
7	ROCKIN THE TREND	4	9.3m	9.2m (1)	8.6m (1)	2:42.81	27.86s	28.95s
8	GO HOME JO	5	11.0m	12.2m (0)	12.0m (0)	2:42.93	27.89s	28.83s
9	CHAMBRAY	6	11.9m	8.0m (0)	8.0m (0)	2:43.00	27.90s	29.18s
3	DREAM CONTROL	7	13.6m	5.2m (1)	4.2m (1)	2:43.13	27.82s	29.58s
6	GOODEALEHMADDIE	8	14.3m	16.4m (0)	16.0m (0)	2:43.18	27.87s	28.78s
2	OUR EAGLE BAY	9	30.5m	1.0m (1)	0.2m (1)	2:44.41	27.81s	31.08s
10	MAKE YOUR MARK	10	37.8m	6.6m (3)	6.6m (3)	2:44.97	27.86s	31.14s
4	YANKEEDELIGHT	11	40.4m	6.6m (2)	6.6m (2)	2:45.16	27.86s	31.33s

Finish Position and metres gained

First Arrow shows distance gain/loss from 2nd Qtr to 3rd Qtr, Second Arrow shows distance gain/loss from 3rd Qtr to Finish
Blue arrow indicates best gain in these quarters.



Pinjarra Race 7 Distance 1177m

Monday, 8 April 2024

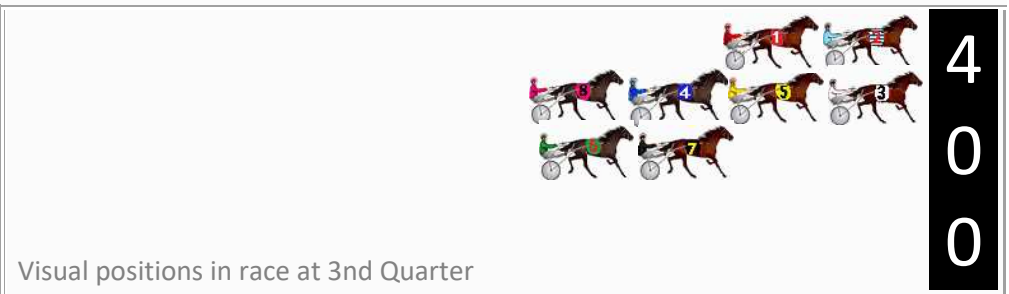

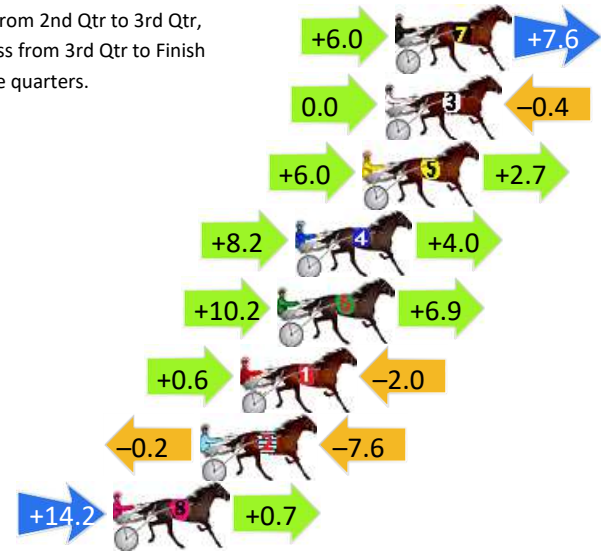
Gross Time: 1:23.00 MileRate: 1:53.50 LeadTime: 25.50s First Qtr: Second Qtr: Third Qtr: 27.90s Fourth Qtr: 29.60s

DATA TABLE: 800 / 400 Posi's are position from leader and (how wide the horse was at that position)

No	Horse	Plc	Mar	800 Posi	400 Posi	Time	3rd Qtr	4th Qt
7	ALTA QUEEN	1	0.0m	13.6m (1)	7.6m (2)	1:23.00	27.49s	29.04s
3	LUCAPELO	2	0.4m	0.0m (1)	0.0m (1)	1:23.03	27.90s	29.63s
5	ROCKNROLL SASS	3	1.3m	10.0m (1)	4.0m (1)	1:23.10	27.48s	29.40s
4	MISS LAMARR	4	4.0m	16.2m (0)	8.0m (1)	1:23.31	27.32s	29.31s
6	PELIGROSO	5	4.7m	21.8m (0)	11.6m (2)	1:23.36	27.19s	29.09s
1	GOOD TIMES AHEAD	6	6.2m	4.8m (0)	4.2m (0)	1:23.48	27.85s	29.75s
2	GENERAL JOLT	7	7.8m	0.0m (0)	0.2m (0)	1:23.61	27.90s	30.16s
8	MAGIC EYE MICK	8	11.3m	26.2m (1)	12.0m (1)	1:23.88	26.89s	29.55s

Finish Position and metres gained

First Arrow shows distance gain/loss from 2nd Qtr to 3rd Qtr, Second Arrow shows distance gain/loss from 3rd Qtr to Finish Blue arrow indicates best gain in these quarters.



Pinjarra Race 8 Distance 2185m

Monday, 8 April 2024


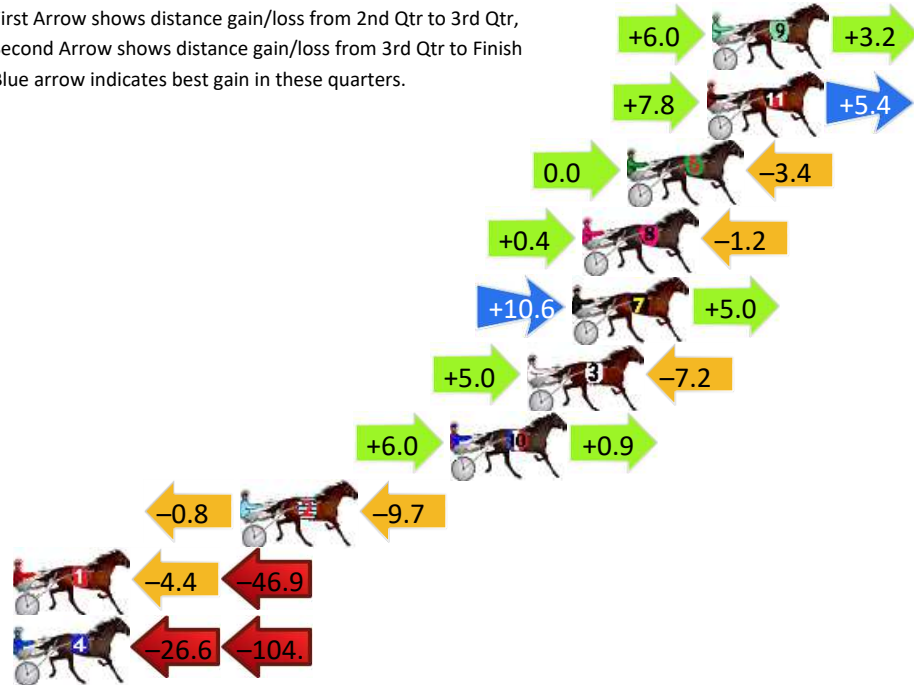
Gross Time: 2:37.70 MileRate: 1:56.20 LeadTime: 39.90s First Qtr: 30.30s Second Qtr: 29.30s Third Qtr: 29.00s Fourth Qtr: 29.20s

DATA TABLE: 800 / 400 Posi's are position from leader and (how wide the horse was at that position)

No	Horse	Plc	Mar	800 Posi	400 Posi	Time	3rd Qtr	4th Qt
9	THE VAN GOGH CAMEL	1	0.0m	9.2m (1)	3.2m (2)	2:37.70	28.57s	28.97s
11	IDEAL MUSCLE	2	0.2m	13.4m (1)	5.6m (3)	2:37.72	28.44s	28.81s
6	KABOCHON	3	3.4m	0.0m (0)	0.0m (0)	2:37.96	29.00s	29.45s
8	IM LIGHTNING BANNER	4	5.2m	4.4m (0)	4.0m (0)	2:38.10	28.97s	29.29s
7	GRAND COUTEAU	5	5.6m	21.2m (1)	10.6m (2)	2:38.13	28.23s	28.84s
3	WORLDS ABOVE	6	7.4m	5.2m (1)	0.2m (1)	2:38.27	28.64s	29.72s
10	ARMA BELIEVER	7	10.5m	17.4m (1)	11.4m (1)	2:38.50	28.57s	29.13s
2	ARIONROCK	8	18.9m	8.4m (0)	9.2m (0)	2:39.15	29.06s	29.90s
1	TEMPT THE STARS	9	64.1m	12.8m (0)	17.2m (0)	2:42.61	29.31s	32.60s
4	BANK NOTICE	10	148.6m	17.4m (0)	44.0m (0)	2:49.08	30.90s	36.79s


Finish Position and metres gained

First Arrow shows distance gain/loss from 2nd Qtr to 3rd Qtr, Second Arrow shows distance gain/loss from 3rd Qtr to Finish
Blue arrow indicates best gain in these quarters.



800

Visual positions in race at 2nd Quarter



400

Visual positions in race at 3rd Quarter

Pinjarra Race 9 Distance 1177m

Monday, 8 April 2024

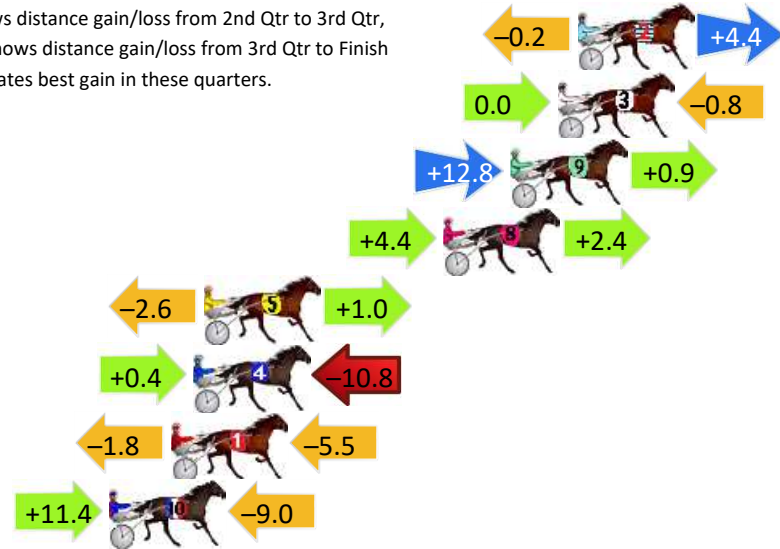
Gross Time: 1:24.20 MileRate: 1:55.10 LeadTime: 26.30s First Qtr: Second Qtr: Third Qtr: 29.00s Fourth Qtr: 28.90s

DATA TABLE: 800 / 400 Posi's are position from leader and (how wide the horse was at that position)

No	Horse	Plc	Mar	800 Posi	400 Posi	Time	3rd Qtr	4th Qt
2	MAJIC BAY	1	0.0m	4.2m (0)	4.4m (0)	1:24.20	29.01s	28.58s
3	GEARSINAWHIRL	2	0.8m	0.0m (0)	0.0m (0)	1:24.26	29.00s	28.96s
9	SLAMMA ALABAMA	3	2.7m	16.4m (1)	3.6m (2)	1:24.40	28.08s	28.84s
8	CULLEN STAR	4	5.4m	12.2m (1)	7.8m (2)	1:24.61	28.68s	28.73s
5	HEEZ TRUE BLUE	5	15.0m	13.4m (0)	16.0m (0)	1:25.34	29.19s	28.83s
4	DAWSON SHARD	6	15.4m	5.0m (1)	4.6m (1)	1:25.37	28.97s	29.68s
1	DEVILS COURAGE	7	16.3m	9.0m (0)	10.8m (0)	1:25.44	29.13s	29.30s
10	PHILTHEJUG	8	18.8m	21.2m (1)	9.8m (3)	1:25.63	28.18s	29.55s

Finish Position and metres gained

First Arrow shows distance gain/loss from 2nd Qtr to 3rd Qtr, Second Arrow shows distance gain/loss from 3rd Qtr to Finish Blue arrow indicates best gain in these quarters.



800

Visual positions in race at 2nd Quarter



400

Visual positions in race at 3rd Quarter

